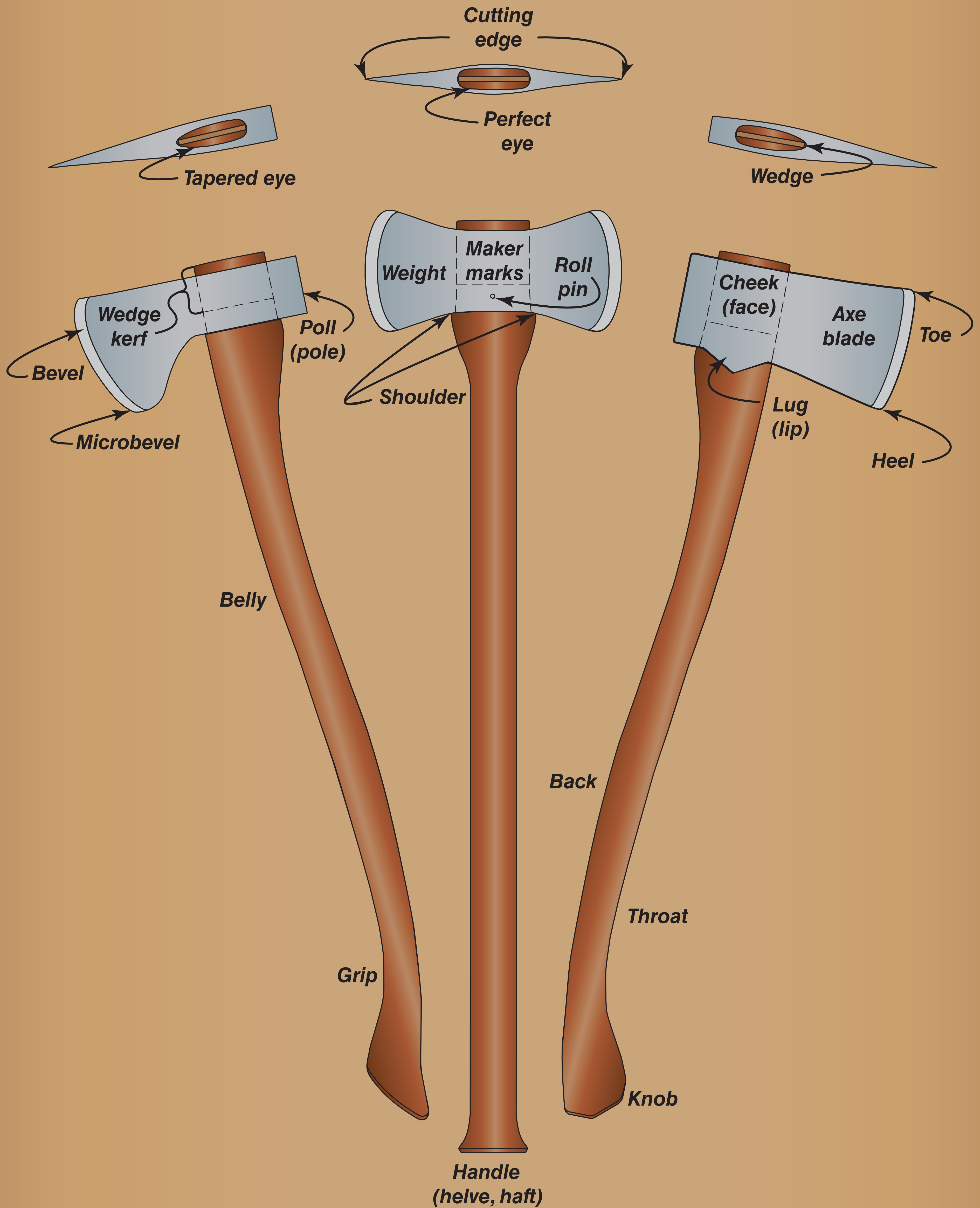
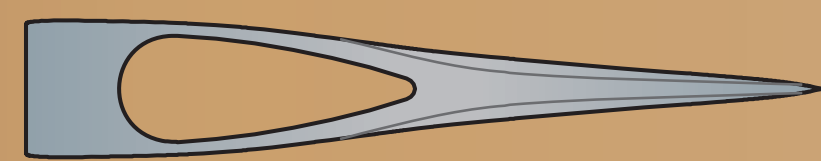


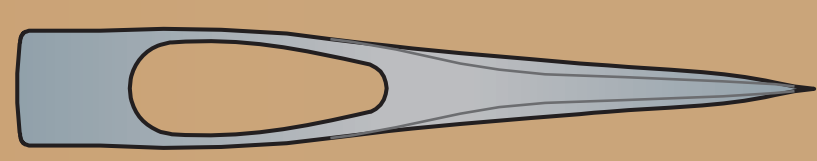
Parts of an Axe



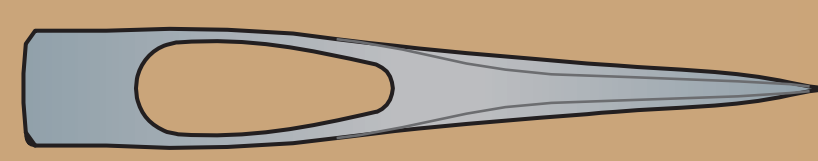
Common Single-Bit Axe Head Patterns



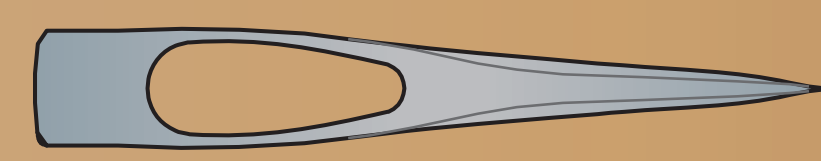
LONG ISLAND
2-1/2 TO 3-1/2 LBS



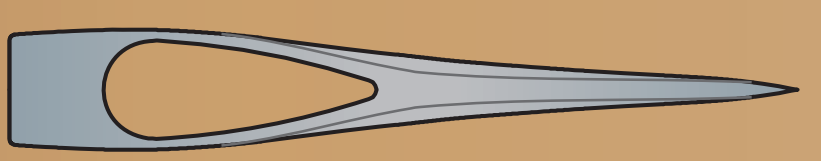
NARROW WISCONSIN
3 TO 5 LBS



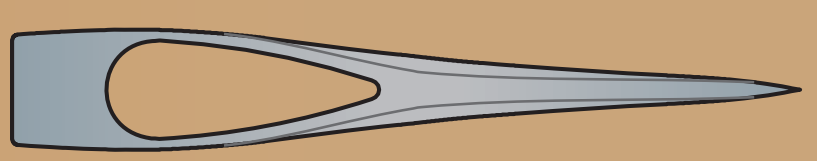
**NEW ENGLAND
OR
IMPROVED WISCONSIN**
2-1/2 TO 6 LBS



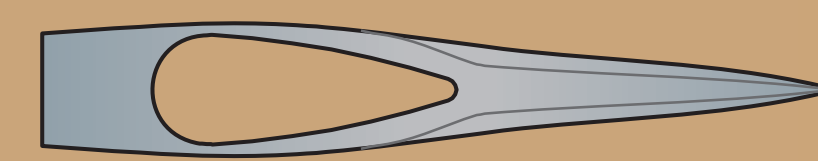
YANKEE
3 TO 8 LBS



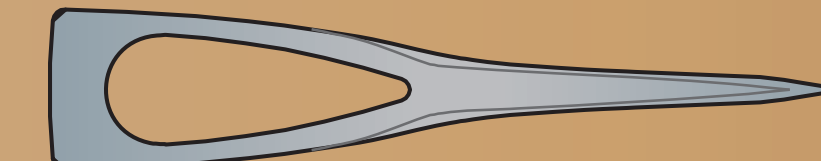
**DELAWARE
OR
WIDE BIT DAYTON**
3 TO 5 LBS




DAYTON
3 TO 8 LBS




MICHIGAN
3 TO 8 LBS



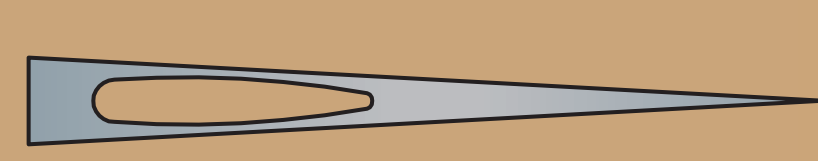
HOOSIER
3 TO 5 LBS



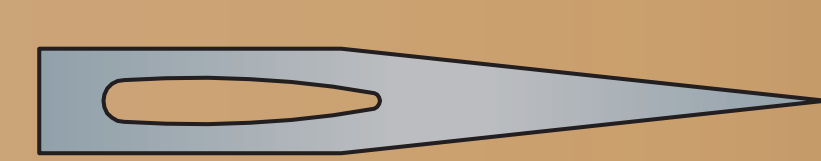
RAFTING
3 TO 8 LBS



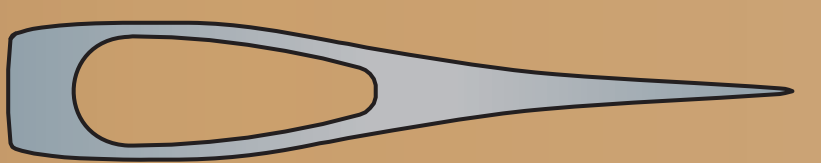
**CEDAR
OR
NATIONAL**
2-1/2 TO 4 LBS



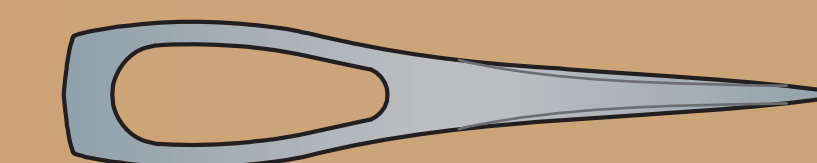
WEDGE
3 TO 5 LBS



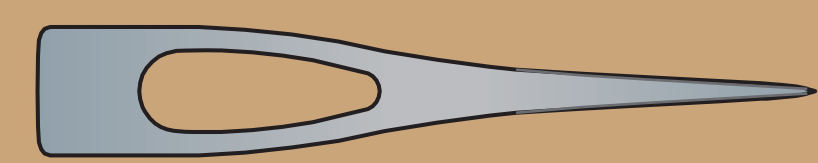
HALF WEDGE
3 TO 5 LBS



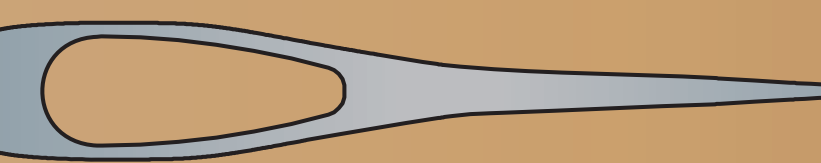
CONNECTICUT
2-1/2 TO 5 LBS



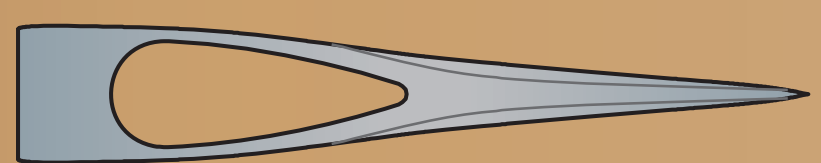
COMPETITION STYLE
4-1/2 TO 7 LBS



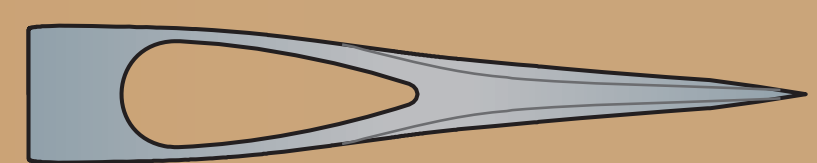
HUDSON BAY
1-1/2 TO 3-1/2 LBS



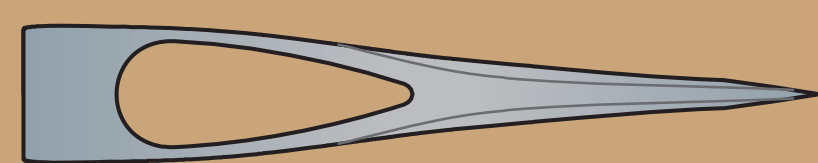
**TURPENTINE
OR
BOXING**
3 TO 7 LBS



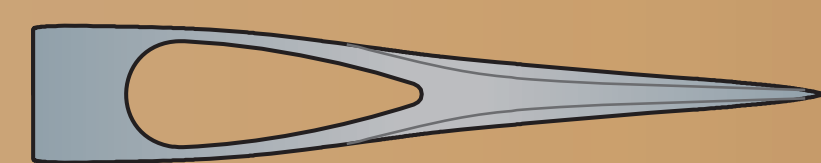
ROCKAWAY
3 TO 6 LBS



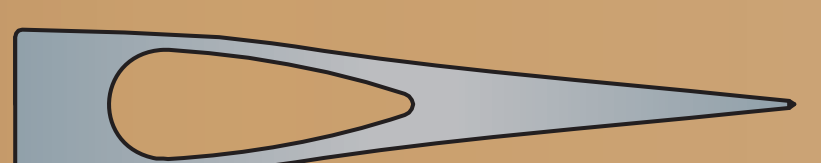
BALTIMORE JERSEY
3 TO 6 LBS



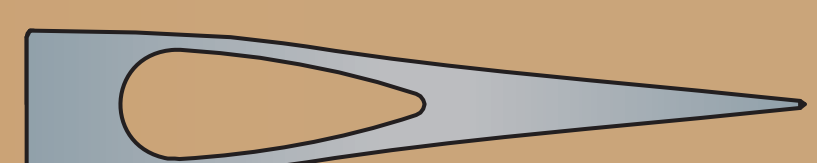
**PHILADELPHIA
JERSEY**
3 TO 6 LBS



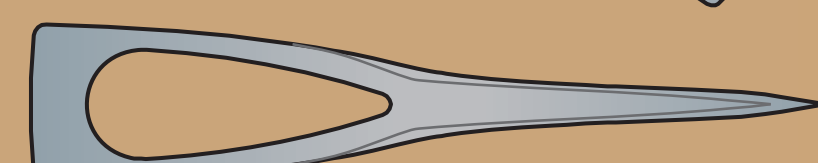
**WESTERN CROWN
OR
OHIO**
3-1/2 TO 5 LBS



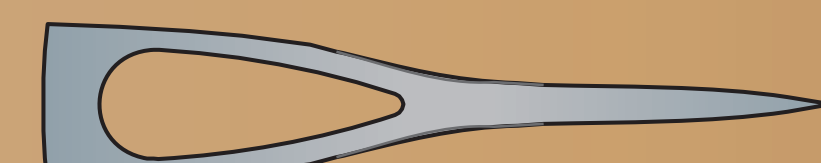
NORTH CAROLINA
3 TO 7 LBS



KENTUCKY
3 TO 7 LBS



BALTIMORE KENTUCKY
3 TO 7 LBS



JERSEY
2-1/2 TO 6 LBS



Common Double-Bit Axe Head Patterns



WEDGE
3 TO 4 LBS



NARROW MICHIGAN
3 TO 4 LBS



MICHIGAN
2-1/2 TO 7 LBS



WISCONSIN
3 TO 4 LBS



REGULAR WISCONSIN
3 TO 4 LBS



YOUNG
3 TO 5 LBS



WESTERN OR PENNSYLVANIA
3 TO 7 LBS



WESTERN OR LIPPENCOTT
3 TO 4-1/2 LBS



REDWOOD OR HUMBOLDT
3 TO 5 LBS



REVERSIBLE OR HALF PEELING
3 TO 6 LBS



FULL PEELING
3 TO 5 LBS



NARROW SWAMPING
3-1/2 TO 4-1/2 LBS



FALLING
3-1/2 TO 5 LBS




PUGET SOUND FALLING
4 TO 5 LBS




SWAMPING
3 TO 5 LBS




Axe Handles



Single-bit tapered eye



Double-bit tapered eye




Perfect eye



Oval handle



Octagonal handle



Shaped handle

