

E.C. ATKINS & COMPANY

INC.

SAWS AND
SAW TOOLS



INDIANAPOLIS, U.S.A.





ESTABLISHED 1857

INCORPORATED 1885

E.C. ATKINS & CO SAWS

SAW TOOLS
MILL
SPECIALTIES



No. 18

INDIANAPOLIS, INDIANA, U. S. A.

BRANCH HOUSES

CHICAGO, ILL.

NEW YORK CITY.

ATLANTA, GA.

MEMPHIS, TENN.

MINNEAPOLIS, MINN.

PORTLAND, ORE.

SEATTLE, WASH.

SAN FRANCISCO, CALIF.

SYDNEY, N. S. W.

NEW ORLEANS, LA.

VANCOUVER, B. C.

10 RUE GUSTAVE FLAUBERT, PARIS, FRANCE.

MACHINE KNIFE FACTORY, LANCASTER, NEW YORK

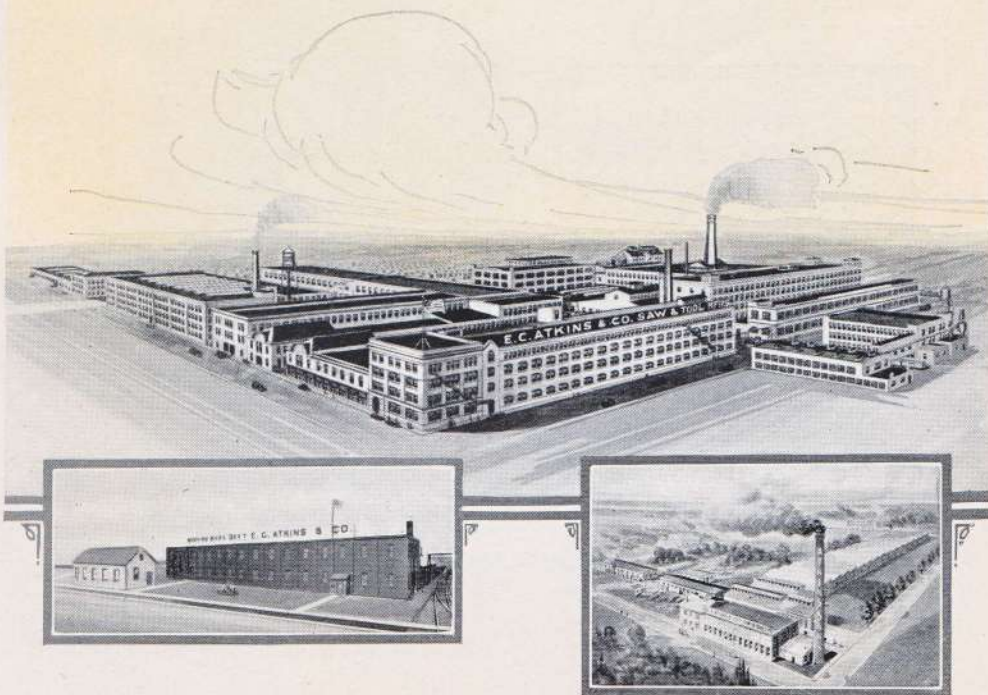
CANADIAN FACTORY, HAMILTON, ONTARIO




Entered according to Act of Congress, in the year 1919, by
E. C. ATKINS & Co., INC., SHEFFIELD SAW WORKS, INDIANAPOLIS, INDIANA,
At the office of the Librarian of Congress, Washington, D. C.



OUR BRANCHES

Our Branch Houses at Atlanta, Chicago, Memphis, Minneapolis, New Orleans, New York City, Portland, Oregon, San Francisco, Seattle, Vancouver, B. C., Sydney, N. S. W., and our Canadian factory at Hamilton, Ont., as well as numerous distributing agents throughout the world, place the Atkins line within easy reach of the users of saws everywhere.

Below are views of the Atkins factories at Indianapolis, Ind., Lancaster, N. Y. and Hamilton, Ontario.







Introductory



THE ATKINS FAMILY have been making Saws for about three hundred years. During this period, from one generation to another, they have actually followed the growth of the Saw from its most primitive type to its present state of development. They have been students; they are a family of inventors; to them the world is largely indebted for the innovations that have taken place in the Saw World; the commonplace has never satisfied their ambitions—the slogan has ever been, “Atkins Always Ahead.”

This means more than a mere catch phrase. It means that the policy of the Atkins Family has been to maintain the highest standard in all things pertaining to the making of the very finest Saws.

It means that cost of manufacture is not to be considered where it will add one whit to the result-giving qualities of the product.

So that it is with feelings of extreme pride that we present to the world this, the latest word in Saw Making.

Just as we believe this to be the finest and most comprehensive book that has ever been published on this subject, so we believe the various items shown herein represent the highest development in their different lines.

It is strictly upon the ground of superior quality that we respectfully solicit the patronage of all lovers of fine Saws and Tools.

OUR DEPARTMENTS

Owing to the varied uses for Saws and other tools of our manufacture and the fact that so many different classes of business are affected, our complete product has been divided into departments.

Each of these is under the direct personal supervision of experts who have made their particular line a life study. The facilities offered, therefore, are the same as though each department were a separate institution.

These different departments and the lines included therein are as follows:

Mill Saws—Circular Saws, Edger Saws, Concave Saws, Shingle and Heading Saws, Segment Veneer Saws, Circular Mitre Saws, Patent Tooth Saws, Wabble Saws, Circular Knives, Inserted Tooth Saws, Bits and Holders, Rift Saws, Band Saws, Gang Saws, Drag Saws, Mulay Saws, Pit Saws, Whip Saws, Barrel Saws, Dado Heads, Felloe Webs and Scroll Saws, etc., etc.

Metal Saws—Circular Metal Cutting Saws of all kinds and for all types of machines, High Speed Metal Saws, Metal Cutting Band Saws and Machines, Hand and Power Hack Saw Blades, Rail Hack Saws, Hand Hack Saw Frames, Metal Cutting Hand Saws, and Kwik Kut Metal Cutting Machines.

Cross Cut Saws—Two-Man Wide, Narrow and One-Man Cross Cut Saws, and Handles.

The Hardware Line—Hand Saws, Cross Cut Saws, Wood Saws, Ice Saws, Mitre Box Saws, Back Saws, Compass and Keyhole Saws, Pruning Saws, Butcher Saws, Nests of Saws, Coping Saws, Stairbuilders' Saws, Dehorning Saws, Pattern Makers' Saws, Braces, Grass Hooks, Floor Scrapers, Bench, Wall and Belt Scrapers, Cabinet Scrapers, Corn Knives, Cane Knives, Saw Handles, etc.

Saw Tools and Specialties—Eccentric Swages, Upset Swages, Saw Vises, Clamps and Sets, Saw Fitting Tools, Hammers, Straight Edges, Gummers, Grinders, Grinding Wheels, Brazing Outfits, Mandrels, Car Movers, Belt Punches, etc.

Trowels—Plastering Trowels, Finishing Trowels, Cement Trowels for Edging, Guttering, etc.

Machine Knives—A complete line of Machine Knives for all classes of work where power machinery is used.

Manual Training—We make a complete line of Saws and Tools, specially adapted for Manual Training Schools.

Repair Work—We have completely equipped Repair Shops at Atlanta, Memphis, Minneapolis, New Orleans, Portland, Ore., Seattle, Vancouver, B. C., Hamilton, Ont., and Indianapolis for the prompt and accurate execution of all classes of repair work. See page 3 for complete list of Branches.

Special Work—Our equipment and facilities enable us to execute the manufacture of a great many special items where high quality of steel and delicate manipulation is essential, such as automobile and harrow discs, pattern plates or sheet metal work of any kind.





GENERAL INFORMATION

CREDITS

We shall be pleased to issue reasonable credit to the extent which the financial standing of our customers warrants.

New customers will, therefore, facilitate matters by sending a financial statement with their initial order.

Being unable to secure satisfactory commercial reference, all shipments will be made C. O. D. or by the sending of cash bills for the remittance in advance of shipment.

Orders for all special work, Saws or Supplies, not cataloged, should be accompanied by a remittance.

REMITTANCES

All bills are payable in New York Exchange or other funds current at par in Indianapolis.

Errors in bills or shortages must be reported immediately upon receipt of goods.

ORDERS

Be particular to give explicit shipping directions with each order. This should include the shipping point, how to be shipped and postoffice, if different.

All orders submitted through our agents or by mail are subject to our approval. If declined, customer will be notified promptly.

Quotations are subject to change without notice and goods invoiced at current prices when shipped.

We reserve the right to correct stenographic errors on quotations and will not be held responsible for errors or delays which are beyond our control.

All prices are F. O. B. Factory unless otherwise quoted.

SHIPMENTS

All packages in excess of 100 pounds will be shipped by freight unless otherwise specified, we using our discretion as to the most advantageous route.

PARCEL POST

All shipments that come within the provisions of the parcel post regulations will be so shipped unless the corresponding express rates are cheaper. All shipments by parcel post will be insured and customer charged with said insurance unless we are instructed to the contrary.

In all cases of shipment, whether by freight, express or parcel post, our responsibility ceases upon delivery of the goods to the transporter and his receipt taken therefor.

E. C. ATKINS & CO., Inc.



THE ATKINS GUARANTEE

No saw is a genuine Atkins Silver Steel Saw unless the name, "E. C. Atkins & Co." and the trade mark showing three A's is plainly etched thereon.

It is the policy and the intention of E. C. Atkins & Co. to see that any article bearing their name shall be of the very highest quality, and we will deem it a favor to be advised in regard to any such item which does not give perfect satisfaction.

ATKINS CIRCULAR AND BAND SAWS

These saws are warranted to be made of Silver Steel—Atkins exclusive formula—and as true and perfect as it is possible to make them. Where slight changes in tension to fit the requirements are needed, these will be made free of charge, or a new saw given in exchange, provided it is returned within a period of thirty days after delivery.

Warning: Saws cracked or broken, as a result of filing square corners in the gullets or from using a cold chisel, or punch, in re-toothing, will not be replaced under this warranty.

We will not be responsible for saws in which the holes have been reamed, filed or otherwise changed from original specifications.

METAL SAWS

All Atkins Metal Saws, including round and band saws and hack saw blades, are guaranteed to be made of the very finest material, properly tempered, and will give the best possible service.

Any metal saw that fails to stand up to its work in a satisfactory manner should be immediately reported to the house from which it is purchased, together with a statement of facts. Careful investigation will be made and if a saw has proven defective, it will be replaced by a new saw.

ATKINS CROSS CUT SAWS

Any Atkins Silver Steel Cross Cut Saw which fails to run easier, cut faster and hold its edge longer, or which fails to cut more timber with one filing than any other brand of saws, may be exchanged for a new saw if reported to us within a period of thirty days after delivery.

ATKINS SILVER STEEL HAND, WOOD AND OTHER SMALL SAWS

We absolutely guarantee the above saws to give satisfaction in every particular. Any Atkins Silver Steel Hand, Rip, Panel, Keyhole, Back, or other saw bearing our name is fully warranted against all defects and guaranteed to give complete satisfaction in every way and is subject to replacement if defective in any particular.

E. C. ATKINS & CO., INC.

MEDALS AWARDED E. C. ATKINS & CO.



CENTENNIAL EXPOSITION
PHILADELPHIA, 1876



WORLD'S COLUMBIAN EXPOSITION
CHICAGO, ILLINOIS, 1893



EXPOSITION UNIVERSELLE
INTERNATIONALE
PARIS, 1900



PAN-AMERICAN EXPOSITION
BUFFALO, N. Y., 1901



ALASKA-YUKON-PACIFIC
EXPOSITION
SEATTLE, 1909



EXPOSITION INTERNATIONALE
DE L'EST DE LA FRANCE
NANCY, 1909



INDIANA STATE, 1864



WORLD'S INDUSTRIAL AND COTTON
CENTENNIAL EXPOSITION
PHILADELPHIA, 1884



THE ATKINS TELEGRAPHIC CODE

We call particular attention to our new Five-Letter Code, as given below, and respectfully ask our patrons to make use of same, as far as possible, when telegraphing.

TIME AND MANNER OF SHIPPING

Aback..... Express at once.
 Abaft..... Freight at once.
 Abash..... Express as soon as possible.
 Abate..... Freight as soon as possible.
 Abbey..... Answer, saying when you can ship.

Abeam..... Order confirmed by mail.
 Abhor..... When will you ship order?
 Abide..... If you cannot ship at once, advise us by wire.
 Abode..... Customer in great hurry.
 Abyss..... Customer will cancel if not shipped at once.

SHIPMENT QUESTIONS

Abuse..... Shall we ship via rail?
 Acorn..... Shall we ship via rail and lakes?
 Acrid..... Shall we ship via steamer?
 Actor..... Shall we ship via express?
 Acute..... Shall we ship via sailing vessel?
 Adage..... Shall we ship via cheapest route?
 Adapt..... Shall we ship via quickest route (freight)?
 Adder..... When will you ship?
 Admix..... When can you ship?
 Adult..... Can you ship us promptly?
 Agape..... Can you ship today?
 Agate..... Can you make shipment by the
 Agast..... Can you ship on receipt of order?
 Agile..... Can you furnish within
 Agone..... When can you ship us partial shipment?

Aneal..... When can you make complete shipment of our
 order?
 Abear..... When will you complete our order?
 Angel..... When and how did you make shipment?
 Anger..... Where did you make shipments?
 Angle..... Shall we get through rate of freight?
 Anile..... Shall we prepay freight?
 Anise..... Shall we prepay express?
 Ankle..... Shall we send wire tracer after shipment?
 Annal..... Shall we cancel unfilled portion of order?
 Annex..... Shall we hold for shipping instructions?
 Annoy..... Shall we make partial shipment, balance later?
 Antic..... Shall we enter order to be shipped at earliest
 date possible?

SHIPMENT ANSWERS

Apace..... Ship via rail.
 Apeak..... Ship via rail and lakes.
 Apéry..... Ship via steamer.
 Apian..... Ship via express.
 Apish..... Ship via sailing vessel.
 Aport..... Ship via cheapest route.
 Appal..... Ship via quickest route (freight).
 Apron..... We can ship
 Aptly..... We can ship at once.
 Araby..... We expect to ship today.
 Ardor..... We expect to ship
 Arear..... We expect to ship order complete
 Areek..... We expect to make partial shipment
 Arena..... We expect to ship balance of order
 Argon..... We made you shipment
 Argot..... We completed your order
 Argue..... Shipment was made to
 Argus..... Shipment was made by
 Arian..... Shipment was made on
 Ariel..... We will ship as soon as possible.
 Arise..... We can make shipment on receipt of order.
 Armed..... We cannot promise definitely.
 Armor..... Impossible for us to fill your order in time
 specified.
 Arose..... If ordered immediately, can ship
 Array..... If ordered today, can ship

Arrow..... Will do our best to ship earlier.
 Aside..... Will try to ship in 1 day.
 Aspen..... Will try to ship in 2 days.
 Aspic..... Will try to ship in 3 days.
 Assay..... Will try to ship in 4 days.
 Astel..... Will try to ship in 5 days.
 Astun..... Will try to ship in 6 days.
 Asure..... Will try to ship in 7 days.
 Atilt..... Will try to ship in 8 days.
 Atimy..... Will try to ship in 9 days.
 Atjar..... Will try to ship in 10 days.
 Atluk..... Will try to ship in 2 weeks.
 Atman..... Will try to ship in 3 weeks.
 Atoll..... Will try to ship in 4 weeks.
 Atone..... Will try to ship in 5 weeks.
 Attic..... Will try to ship in 6 weeks.
 Attus..... Will try to ship in 60 days.
 Brand..... Will try to ship tomorrow.
 Bride..... Will try to ship in week to 10 days.
 Beeze..... Will try to ship in 10 days to 2 weeks.
 Booze..... Will try to ship in 2 to 3 weeks.
 Brade..... Will try to ship in 3 to 4 weeks.
 Broad..... Will try to ship in 4 to 5 weeks.
 Batem..... Will try to ship in 5 to 6 weeks.
 Brace..... Will try to ship in 6 to 8 weeks.

SHIPMENT INSTRUCTIONS

Audit..... Please send shipping instructions.
 Auger..... We have sent wire tracer after shipment.
 Aunty..... Ship today sure.
 Aural..... Ship today or cancel.
 Auris..... Ship as soon as possible.
 Avail..... Ship on the date specified without fail.
 Avens..... Ship at once any portion of our order.
 Avert..... Ship today what you have ready and balance
 at earliest convenience.
 Avian..... Very urgent, rush order.

Aview..... Cancel our order.
 Avoke..... Cancel balance of order.
 Awake..... Cancel balance of order unless shipped by
 Awful..... We are entirely out of
 Awned..... We are urgently in need of
 Axiom..... Send wire tracer after shipment.
 Axmon..... Get through rate of freight.
 Aziam..... Prepay freight.
 Azale..... Prepay express.



THE ATKINS TELEGRAPHIC CODE—Continued

PRICES

Bacon.....At what prices can you furnish?
 Badge.....At what price and how soon can you furnish?
 Bafta.....Prices are subject to change without notice.
 Baggy.....We quote you
 Baim.....We can not furnish
 Baize.....Not less than
 Baked.....Delivery in your city.

Baken.....Free on board at
 Baler.....Less freight allowance per 100 pounds of
 Balky.....Please send specifications in detail.
 Balmy.....We cannot accept offer
 Balsa.....You can quote
 Basop.....We have not quoted.
 Bater.....If necessary to meet competition, you can quote.

ORDERS

Banal.....We have entered your order for
 Bandy.....Enter our order at prices named.
 Banjo.....Will you accept order?
 Banns.....We accept your order.
 Banty.....Duplicate our order

Barky.....Enter our order for
 Baron.....Send detail specifications.
 Basal.....We cannot accept your order.
 Basic.....Order confirmed by mail.

CANCELLATIONS

Badar.....We will cancel your order.
 Babam.....We cancelled your order.
 Babdo.....We cannot cancel your order.

GENERAL

Basso.....See letter of this date.
 Baste.....Please reply immediately by telegraph.
 Basyl.....Your telegram is unintelligible, please repeat
 Batam.....See at once, are in market for

DISCOUNTS

	Per Cent
Eatch.....	2
Bathe.....	2½
Baton.....	3
Bazar.....	5
Beaky.....	7½
Beamy.....	10
Beard.....	15
Beast.....	20
Bedew.....	20-5
Beeve.....	20-10
Befit.....	20-10-5
Befog.....	20-10-10

	Per Cent
Belay.....	25
Belle.....	30
Belle.....	30-5
Berob.....	30-10
Berry.....	30-10-5
Berth.....	30-10-10
Beryl.....	35
Beset.....	40
Bight.....	40-5
Bigot.....	40-10
Biped.....	40-10-5
Bison.....	40-10-10

	Per Cent
Bites.....	45
Blame.....	50
Bland.....	50-5
Blare.....	50-10
Blast.....	50-10-5
Blaze.....	50-10-10
Bleak.....	55
Bleat.....	60
Bless.....	60-5
Blind.....	60-10
Blink.....	60-10-5
Bliss.....	60-10-10

	Per Cent
Bloat.....	65
Boast.....	70
Bogle.....	70-5
Bogus.....	70-10
Boost.....	70-10-5
Boots.....	70-10-10
Booty.....	75
Borne.....	80
Bossy.....	80-5
Bower.....	80-10
Boxer.....	80-10-5
Braid.....	80-10-10

TERMS

Brain.....10 days net
 Brash.....30 days net
 Bravo.....60 days net
 Brawl.....90 days net
 Braxy.....4 months net

Breed....Special terms per contract
 Bribe....2 per cent cash in 10 days
 or 60 days net
 Brier....3 per cent cash in 30 days

CIRCULAR AND MILL SAWS

Cabal.....Circular saws, solid tooth rip
 Cabby.....Circular saws, solid tooth cross cut
 Cabin.....Circular saws, solid tooth Kerf King
 Cache.....Circular saws, solid tooth shingle or heading saws
 Caddy.....Circular saws, inserted chisel tooth (style tooth
 No. 5)
 Cadet.....Circular saws, inserted chisel tooth (style tooth
 No. 4)
 Cadge.....Circular saws, inserted chisel tooth (style tooth
 No. 3)
 Calix.....Circular saws, inserted chisel tooth (style tooth
 No. 2½)
 Calla.....Circular saws, inserted chisel tooth (style tooth
 No. 2)
 Camel.....Circular saws, inserted chisel tooth (style tooth
 No. 30)
 Canal.....Circular saws, inserted chisel tooth (short holder
 pattern)
 Canbo.....Atkins inserted tooth cut-off saw
 Candy.....Circular saws, solid tooth, edgers
 Caned.....Circular saws, solid tooth, re-saws
 Canny.....Circular saws, solid tooth, top saws
 Canoe.....Circular saws, veneering saws in segments
 Canto.....Circular saws, slate
 Caper.....Circular saws, McKam Tooth
 Carib.....Circular saws, wobble
 Carol.....Circular saws, lock corner box cutters
 Carom....Circular knives

Carve.....Circular saws, metal
 Caste.....Circular saws, milling saws for Bryant Machine
 Catch.....Circular saws, milling saws for Higley Machine
 Cater.....Circular saws, lathe
 Catty.....Circular saws, Tindel High Duty
 Cavi.....Band saws (mill)
 Chafe.....Band saws (scroll)
 Chalk.....Mulay saws
 Chant.....Mulay saws, special pattern for Chandler &
 Taylor Mill
 Charm....Gang saws
 Chasm....Rift saws
 Chaty.....Drag saws, tapered 6 x 4 inches
 Cheer.....Drag saws, tapered 8 x 6 inches
 Chide.....Drag saws, tapered 7 x 5 inches
 Chump.....Drag saws, tapered 7½ x 4½ inches
 Churn.....Drag saws, equal width, 10 inches
 Cider.....Drag saws, equal width, 8 inches
 Cinch.....Drag saws, lance tooth
 Clash.....Drag saws, tuttle tooth
 Cleft.....Drag saws, mill tooth
 Cleve.....Drag saws, single hook tooth
 Click.....Drag saws, diamond tooth
 Cliff.....Whip saws
 Climb.....Pit saws
 Clink.....Cylinder saws
 Cloak.....Bilge saws



THE ATKINS TELEGRAPHIC CODE—Continued

SPEED, REVOLUTIONS PER MINUTE

Clerk	200	Cocoa	675	Comus	1350	Cowan	3000
Clest	250	Codex	700	Couch	1400	Cowle	3250
Clipp	275	Codre	725	Coney	1450	Coxal	3500
Cliga	300	Cohog	750	Conid	1500	Cozen	3750
Clina	325	Coign	775	Conne	1550	Crake	4000
Cling	350	Coind	800	Cooky	1600	Cramp	4500
Clipt	375	Coyne	825	Coomb	1650	Crash	5000
Clont	400	Cokes	850	Cooth	1700	Crawl	5500
Closh	425	Colic	875	Coppy	1750	Craze	6000
Cloud	450	Colly	900	Copsy	1800	Cream	6500
Clove	475	Colon	950	Coque	1850	Credo	7000
Clown	500	Colza	1000	Coral	1900	Creel	7500
Clubs	525	Comal	1050	Corme	1950	Crisp	8000
Clump	550	Combs	1100	Cosey	2000	Croak	8500
Coach	575	Comet	1150	Cough	2100	Crone	9000
Coact	600	Comic	1200	Count	2200	Crust	9500
Coaly	625	Comma	1250	Coury	2500	Cyrer	10000
Coats	650	Compo	1300	Cover	2750		

DIAMETER

Daffy	1 inch	Defer	18 inch	Dicky	40 inch	Drama	74 inch
Dairy	2 inch	Deify	19 inch	Digit	42 inch	Drape	76 inch
Daisy	3 inch	Deign	20 inch	Dingy	44 inch	Drawl	78 inch
Dally	4 inch	Deity	21 inch	Dirge	46 inch	Dread	80 inch
Dance	5 inch	Delve	22 inch	Dirty	48 inch	Dream	82 inch
Dandy	6 inch	Demit	23 inch	Doggy	50 inch	Drego	84 inch
Darby	7 inch	Demon	24 inch	Dolce	52 inch	Dress	86 inch
Daunt	8 inch	Demur	25 inch	Dolly	54 inch	Drier	88 inch
Davit	9 inch	Denim	26 inch	Dolor	56 inch	Drift	90 inch
Dawdy	10 inch	Dense	27 inch	Donor	58 inch	Drink	92 inch
Dazed	11 inch	Derby	28 inch	Doric	60 inch	Droll	94 inch
Death	12 inch	Deter	29 inch	Dotty	62 inch	Drone	96 inch
Debar	13 inch	Deuce	30 inch	Doubt	64 inch	Droop	98 inch
Debut	14 inch	Devil	32 inch	Dough	66 inch	Dross	100 inch
Decay	15 inch	Devon	34 inch	Douse	68 inch		
Decoy	16 inch	Diana	36 inch	Dower	70 inch		
Decry	17 inch	Diary	38 inch	Downy	72 inch		

GAUGE

Eager	30	Elemi	4	Enarm	7 x 15	Erect	10 x 12
Easel	29	Elfin	3	Endew	7 x 16	Ergal	10 x 13
Eaves	28	Elide	2	Endie	7 x 17	Ergon	10 x 14
Ebrew	27	Elmes	1	Eneld	8 x 8	Erica	10 x 15
Eburn	26	Elode	5 x 5	Enema	8 x 9	Ermin	10 x 16
Eccle	25	Eloge	5 x 6	Enemy	8 x 10	Erose	10 x 17
Echin	24	Eloin	5 x 7	Enerd	8 x 11	Erump	10 x 18
Eclat	23	Elong	6 x 6	Engin	8 x 12	Ervum	11 x 11
Ecole	22	Elope	6 x 7	Engle	8 x 13	Escar	11 x 12
Ectal	21	Elsen	6 x 8	Ensly	8 x 14	Esmal	11 x 13
Edder	20	Elute	6 x 9	Ensue	8 x 15	Essay	11 x 14
Ediet	19	Elver	6 x 10	Entad	8 x 16	Estat	11 x 15
Edify	18	Email	6 x 11	Entry	8 x 17	Ester	11 x 16
Edile	17	Emang	6 x 12	Envoy	8 x 18	Estoc	11 x 17
Educt	16	Embar	6 x 13	Enzym	9 x 9	Estre	11 x 18
Efagg	15	Embla	6 x 14	Eosin	9 x 10	Etaac	11 x 19
Egret	14	Embog	6 x 15	Epact	9 x 11	Ethal	11 x 20
Eisel	13	Embry	6 x 16	Ephah	9 x 12	Ether	12 x 12
Ejido	12	Emeer	7 x 7	Ephor	9 x 13	Ethic	12 x 13
Eking	11	Emend	7 x 8	Epoch	9 x 14	Ethos	12 x 14
Elaic	10	Emmet	7 x 9	Epode	9 x 15	Etite	12 x 15
Elamp	9	Emony	7 x 10	Epure	9 x 16	Etude	12 x 16
Elate	8	Empty	7 x 11	Erack	9 x 17	Eurus	12 x 17
Elder	7	Emrod	7 x 12	Erato	9 x 18	Evade	12 x 18
Elect	6	Enact	7 x 13	Erber	10 x 10	Event	12 x 19
Elegy	5	Enage	7 x 14	Erbia	10 x 11	Eviet	12 x 20



THE ATKINS TELEGRAPHIC CODE—Continued

HAND OF SAWS

Facer.....Left Hand Fable.....Right Hand

NUMBER OF TEETH

Facie.....4 teeth	Feast.....42 teeth	Finch.....80 teeth	Fluff.....30 to 36
Fadge.....6 teeth	Feces.....44 teeth	Finis.....82 teeth	Fluid.....32 to 38
Faggy.....8 teeth	Feign.....46 teeth	Finit.....84 teeth	Flush.....34 to 40
Fagot.....10 teeth	Felon.....48 teeth	Finny.....86 teeth	Flute.....36 to 42
Fagus.....12 teeth	Fenks.....50 teeth	Firth.....88 teeth	Flyer.....38 to 44
Faham.....14 teeth	Feoff.....52 teeth	Fitab.....90 teeth	Focal.....40 to 46
Faint.....16 teeth	Ferny.....54 teeth	Flail.....92 teeth	Focus.....42 to 48
Fairy.....18 teeth	Fetal.....56 teeth	Flake.....94 teeth	Foggy.....44 to 50
Faith.....20 teeth	Fetch.....58 teeth	Flank.....96 teeth	Foist.....46 to 52
False.....22 teeth	Fetor.....60 teeth	Flash.....98 teeth	Fonde.....48 to 54
Fancy.....24 teeth	Fever.....62 teeth	Flaxy.....100 teeth	Foray.....50 to 56
Fanon.....26 teeth	Fibre.....64 teeth	Fleak.....110 teeth	Forte.....52 to 58
Farad.....28 teeth	Fiend.....66 teeth	Fletz.....120 teeth	Forum.....54 to 60
Farce.....30 teeth	Fiery.....68 teeth	Flier.....130 teeth	Fount.....56 to 62
Faren.....32 teeth	Filch.....70 teeth	Fling.....140 teeth	Foyne.....58 to 64
Fasel.....34 teeth	Filet.....72 teeth	Flirt.....150 teeth	Frack.....60 to 66
Fatal.....36 teeth	Filly.....74 teeth	Float.....160 teeth	
Fault.....38 teeth	Filum.....76 teeth	Flock.....170 teeth	
Favel.....40 teeth	Final.....78 teeth	Flown.....180 teeth	

POINT TO POINT

Frill..... $\frac{1}{4}$ inch	Fugie..... $1\frac{1}{4}$ inches	Funny..... $1\frac{3}{4}$ inches	Futsy..... $2\frac{1}{4}$ inches
Frisk..... $\frac{1}{2}$ inch	Furry..... $1\frac{3}{8}$ inches	Funge.....2 inches	Fyord..... $2\frac{3}{4}$ inches
Frith..... $\frac{3}{4}$ inch	Funic..... $1\frac{1}{2}$ inches	Furil..... $2\frac{3}{4}$ inches	Fylde.....3 inches
Fudge.....1 inch			

DIAMETER OF HOLES

Gabby.....Standard mandrel and pin holes.

MANDREL HOLES

Gadhi..... $\frac{1}{4}$ inch	Gemot..... $1\frac{1}{8}$ inches	Glint.....2 in. full	Gride..... $2\frac{11}{16}$ inches
Gaily..... $\frac{3}{8}$ inch	Genet..... $1\frac{3}{8}$ inches	Globy.....2 in. scant	Grief..... $2\frac{3}{4}$ inches
Galea..... $\frac{1}{2}$ inch	Genie..... $1\frac{7}{8}$ inches	Glare..... $2\frac{1}{8}$ inches	Grill..... $2\frac{1}{2}$ inches
Gamba..... $\frac{5}{8}$ inch	Genus..... $1\frac{1}{2}$ inches	Glory..... $2\frac{1}{8}$ inches	Grive..... $2\frac{5}{8}$ inches
Garum..... $\frac{3}{4}$ inch	Geode..... $1\frac{7}{8}$ inches	Glove..... $2\frac{1}{8}$ inches	Groin..... $2\frac{1}{8}$ inches
Gaudy..... $\frac{7}{8}$ inch	Gerne..... $1\frac{5}{8}$ inches	Glump..... $2\frac{1}{4}$ inches	Grope.....3 inches
Gavel..... $\frac{11}{8}$ inch	Ghost..... $1\frac{1}{4}$ inches	Gnasp..... $2\frac{3}{8}$ inches	Groom..... $3\frac{1}{2}$ inches
Gawky.....1 inch	Gilet..... $1\frac{3}{4}$ inches	Gnome..... $2\frac{3}{8}$ inches	Growl.....4 inches
Geist..... $1\frac{1}{8}$ inches	Glace..... $1\frac{1}{2}$ inches	Graff..... $2\frac{1}{8}$ inches	Guara..... $4\frac{1}{2}$ inches
Gelid..... $1\frac{1}{8}$ inches	Glady..... $1\frac{7}{8}$ inches	Grail..... $2\frac{1}{2}$ inches	Guile.....5 inches
Gemel..... $1\frac{1}{8}$ inches	Gland..... $1\frac{1}{2}$ inches	Grape..... $2\frac{3}{8}$ inches	Guird..... $5\frac{1}{2}$ inches
Gemma..... $1\frac{1}{4}$ inches	Glick.....2 in. even	Greet..... $2\frac{3}{8}$ inches	Gumps.....6 inches

PIN HOLES

Habit..... $\frac{1}{8}$ inch	Hanse..... $\frac{5}{8}$ inch	Haust..... $\frac{1}{2}$ inch	Hazel..... $\frac{3}{8}$ inch
Haler..... $\frac{1}{8}$ inch	Hatch..... $\frac{5}{8}$ inch	Haven..... $\frac{5}{8}$ inch	Heave..... $\frac{11}{8}$ inch
Hamal..... $\frac{1}{4}$ inch	Haulm..... $\frac{5}{8}$ inch	Hawse..... $\frac{3}{4}$ inch	Heazy.....1 inch

Haten.....Distance from center to center, inches.

CHISEL BIT HOLDERS AND TEETH

Pattern	Pattern	Pattern	Pattern
Hedge.....No. A	Hewer.....No. D	Hobby.....Roscer	Holly.....No. 3
Heigh.....No. B	Hinch.....No. 30	Hodge.....No. 5	Honey.....No. 2
Hemic.....No. C	Hoard.....No. $2\frac{1}{2}$	Hoker.....No. 4	Hooch.....Short Holder

WIDTH OF POINT OF CHISEL BIT TEETH

Ieche..... $\frac{3}{8}$ inch	Ileum..... $\frac{23}{32}$ inch	Index..... $\frac{23}{32}$ inch	Iniad..... $\frac{21}{32}$ inch
Ichor..... $\frac{1}{2}$ inch	Imago..... $\frac{1}{2}$ inch	Indin..... $\frac{1}{2}$ inch	Inkle..... $\frac{1}{2}$ inch
Ictus..... $\frac{5}{8}$ inch	Imide..... $\frac{21}{32}$ inch	Indue..... $\frac{21}{32}$ inch	Inlet..... $\frac{21}{32}$ inch
Ideal..... $\frac{11}{16}$ inch	Impar..... $\frac{11}{16}$ inch	Inert..... $\frac{1}{2}$ inch	Inmid..... $\frac{11}{16}$ inch
Idiot..... $\frac{1}{4}$ inch	Inane..... $\frac{21}{32}$ inch	Infer..... $\frac{21}{32}$ inch	Inovo..... $\frac{21}{32}$ inch
Idler..... $\frac{11}{16}$ inch	Incle..... $\frac{3}{8}$ inch	Inhex..... $\frac{11}{16}$ inch	Irian..... $\frac{11}{16}$ inch
Igloo..... $\frac{11}{16}$ inch			



THE ATKINS TELEGRAPHIC CODE—Continued

SHINGLE MACHINES

Jacal... Challoner's Hand Feed Machine
 Jacky... Challoner's Double Block Machine
 Jager... Challoner's Ten Block Machine
 Jalee... Perkins Grand Mogul
 Jamba... Perkins Columbia
 Jaunt... Perkins Michigan Favorite
 Javel... Perkins Perfection
 Jawed... Trevor Machine
 Jazel... Chase Machine
 Jelly... Greenwood Machine
 Jerky... Flynn Machine

Jewel... Lane's Machine
 Jiffy... Novelty No. 3 Machine
 Jippo... Novelty No. 4 Machine
 Joker... Buckeye Hall's Patent
 Joule... Dunbar
 Jubha... Mitchell Clipper
 Judge... Letson & Burpee
 Jugal... Saw Only, No Flange
 Jugum... Saw and New Flange Complete
 Juice... Saw to be Fitted to Old Flange
 Julep... Templet by Mail

DIAMETER OF FLANGES

Kalan... 16 inches	Kapok... 21 1/2 inches	Keech... 25 inches	Ketch... 27 inches
Kalpa... 18 inches	Karat... 22 inches	Kelis... 26 inches	Ketol... 28 inches
Kambu... 20 inches	Kedge... 24 inches		

FEED

Keyel... 1 inch	Kilts... 3 inches	Kithe... 5 inches	Kloof... 9 inches
Keyed... 1 1/2 inch	Kinch... 3 1/2 inches	Kitty... 6 inches	Knack... 10 inches
Kiack... 2 inches	Kirle... 4 inches	Kiver... 7 inches	Knave... 11 inches
Kieve... 2 1/2 inches	Kitar... 4 1/2 inches	Klang... 8 inches	Knell... 12 inches

KIND OF DRESS

Knick... Spring Set

Knoll... Spread or Swage Set

KIND OF TIMBER

Knout... Hardwood
 Knowl... Softwood
 Knuff... Norway Pine

Knurl... Yellow Pine
 Kokil... Hickory
 Kotow... Hemlock

Kreel... Fir
 Krore... Redwood
 Kukri... All Kinds of Timber

LENGTHS, FEET

Lakin... 1 foot	Lemma... 19 feet	Linch... 45 feet	Logan... 71 feet	Lulla... 97 feet
Lamba... 2 feet	Lends... 20 feet	Linen... 46 feet	Logic... 72 feet	Lummy... 98 feet
Lanky... 3 feet	Lente... 21 feet	Lingo... 47 feet	Lokao... 73 feet	Lumps... 99 feet
Lapis... 3 1/2 feet	Lepal... 22 feet	Lippy... 48 feet	Lolly... 74 feet	Lunar... 100 feet
Larch... 4 feet	Lepra... 23 feet	Lisps... 49 feet	Looby... 75 feet	Lunch... 105 feet
Lardy... 4 1/2 feet	Lerry... 24 feet	Lisse... 50 feet	Loor... 76 feet	Lunda... 110 feet
Larix... 5 feet	Leste... 25 feet	Litel... 51 feet	Loony... 77 feet	Lunet... 115 feet
Laser... 5 1/2 feet	Letch... 26 feet	Lithe... 52 feet	Lourd... 78 feet	Lunge... 120 feet
Lasso... 6 feet	Leton... 27 feet	Litui... 53 feet	Loppy... 79 feet	Lupin... 125 feet
Lates... 6 1/2 feet	Leuch... 28 feet	Lived... 54 feet	Loral... 80 feet	Luppa... 130 feet
Laue... 7 feet	Leute... 29 feet	Livar... 55 feet	Lorer... 81 feet	Lupus... 135 feet
Lavic... 7 1/2 feet	Leafy... 30 feet	Livid... 56 feet	Loris... 82 feet	Lures... 140 feet
Lawny... 8 feet	Levee... 31 feet	Loach... 57 feet	Lorry... 83 feet	Lurks... 145 feet
Lazar... 8 1/2 feet	Levin... 32 feet	Loans... 58 feet	Lorum... 84 feet	Lusty... 150 feet
Leach... 9 feet	Lewan... 33 feet	Loath... 59 feet	Loser... 85 feet	Lutes... 200 feet
Leaky... 9 1/2 feet	Lewth... 34 feet	Lobar... 60 feet	Lotah... 86 feet	Lyart... 300 feet
Learn... 10 feet	Libel... 35 feet	Lobby... 61 feet	Loter... 87 feet	Lycee... 400 feet
Lease... 10 1/2 feet	Lichi... 36 feet	Lobed... 62 feet	Lothe... 88 feet	Lycin... 500 feet
Leddy... 11 feet	Licit... 37 feet	Lobus... 63 feet	Loupe... 89 feet	Lyden... 600 feet
Leder... 12 feet	Lifen... 38 feet	Local... 64 feet	Loves... 90 feet	Lymph... 700 feet
Ledge... 13 feet	Ligan... 39 feet	Locks... 65 feet	Lowan... 91 feet	Lynch... 800 feet
Leful... 14 feet	Likes... 40 feet	Locus... 66 feet	Lowly... 92 feet	Lynde... 900 feet
Legal... 15 feet	Liman... 41 feet	Lodge... 67 feet	Lozel... 93 feet	Lyric... 1000 feet
Leger... 16 feet	Limbo... 42 feet	Loess... 68 feet	Lucid... 94 feet	
Leggy... 17 feet	Limes... 43 feet	Loffe... 69 feet	Lucky... 95 feet	
Leman... 18 feet	Limps... 44 feet	Lofty... 70 feet	Luere... 96 feet	

LENGTHS, INCHES

Lallo... 1 inch	Lavod... 7 inches	Lapel... 13 inches	Liper... 19 inches
Lalba... 2 inches	Laber... 8 inches	Larby... 14 inches	Lipal... 20 inches
Laply... 3 inches	Lamty... 9 inches	Lebny... 15 inches	Listy... 21 inches
Lapbo... 4 inches	Lamus... 10 inches	Lebla... 16 inches	Limba... 22 inches
Lapne... 5 inches	Laped... 11 inches	Lebes... 17 inches	Limky... 23 inches
Lappy... 6 inches	Lapba... 12 inches	Libna... 18 inches	Limpo... 24 inches

FRACTIONS

Maaba... 1/8 inch	Macfy... 1/8 inch	Maddy... 1/8 inch	Madst... 1 1/2 inch
Mabby... 1/8 inch	Macle... 1/8 inch	Madam... 1/8 inch	Madly... 1 1/2 inch
Macaw... 1/8 inch	Macty... 1/8 inch	Madbo... 1/8 inch	Madpa... 1 1/2 inch
Macer... 1/4 inch	Macho... 1/2 inch	Madge... 1/4 inch	



THE ATKINS TELEGRAPHIC CODE—Continued

WIDTH

Mahoe.....1	Marum.....5	Medal.....14	Mirth.....30	Moton.....46
Maize.....1 1/4	Marry.....5 1/4	Media.....15	Mitty.....31	Motto.....47
Major.....1 1/2	Masha.....5 1/2	Melee.....16	Mizer.....32	Mound.....48
Makwa.....1 3/4	Mason.....5 3/4	Melon.....17	Molar.....33	Mourn.....49
Malty.....2	Massy.....6	Merge.....18	Molly.....34	Mouse.....50
Malwa.....2 1/4	Matal.....6 1/2	Merit.....19	Monad.....35	Mover.....51
Mammy.....2 1/2	Mates.....7	Mesad.....20	Monte.....36	Mucin.....52
Manas.....2 3/4	Matsu.....7 1/2	Meshy.....21	Moody.....37	Mucus.....53
Maneh.....3	Matte.....8	Metif.....22	Moose.....38	Muggy.....54
Mango.....3 1/4	Maunde.....8 1/2	Metra.....23	Mopus.....39	Mulse.....55
Mania.....3 1/2	Mauve.....9	Midst.....24	Moral.....40	Mumps.....56
Manse.....3 3/4	Mawky.....9 1/2	Milky.....25	Moral.....41	Mural.....57
Manor.....4	Maxim.....10	Mimic.....26	Morse.....42	Murex.....58
Manta.....4 1/4	Mazer.....11	Mince.....27	Mosca.....43	Musad.....59
Marge.....4 1/2	Meach.....12	Minor.....28	Mossy.....44	Music.....60
Marsh.....4 3/4	Mealy.....13	Minus.....29	Mothy.....45	

NUMBER

Nabit.....0	Namaz.....8	Nasal.....16	Needy.....24	Noisy.....32
Nabob.....1	Namer.....9	Nasus.....17	Neigh.....25	Nomic.....33
Nacre.....2	Nanga.....10	Nates.....18	Nerve.....26	Noose.....34
Nader.....3	Nanmu.....11	Nauch.....19	Newly.....27	Nopal.....35
Naggy.....4	Nagpal.....12	Naval.....20	Nexal.....28	
Naive.....5	Nappy.....13	Nazir.....21	Niata.....29	
Naked.....6	Nares.....14	Nebby.....22	Nihil.....30	
Nakir.....7	Narre.....15	Nebel.....23	Nippy.....31	

QUANTITY

Paard.....1	Party.....30	Peggy.....175	Physy.....1,800	Plebs.....10 dozen
Pacer.....2	Pasan.....31	Peine.....200	Piaga.....1,900	Pleon.....11 dozen
Pacha.....3	Pasch.....32	Pekoe.....225	Piano.....2,000	Pluck.....12 dozen
Padat.....4	Pasha.....33	Pelts.....250	Picot.....2,500	Plume.....14 dozen
Paddy.....5	Paspy.....34	Pelma.....275	Picra.....3,000	Plyer.....16 dozen
Pagan.....6	Passe.....35	Penal.....300	Picnd.....3,500	Poach.....18 dozen
Pages.....7	Pasty.....36	Pence.....325	Pilar.....4,000	Poddy.....20 dozen
Pagle.....8	Patas.....37	Penna.....350	Piles.....4,500	Poise.....25 dozen
Paint.....9	Paten.....38	Peony.....375	Pilot.....5,000	Poker.....30 dozen
Palas.....10	Patio.....39	Perch.....400	Pilum.....5,500	Polar.....35 dozen
Palet.....11	Patly.....40	Perdu.....450	Pimel.....6,000	Polly.....40 dozen
Palla.....12	Patno.....41	Perge.....500	Pinax.....6,500	Pombe.....45 dozen
Palms.....13	Pause.....42	Peril.....550	Pinch.....7,000	Pongo.....50 dozen
Palpi.....14	Pavas.....43	Peaky.....600	Piney.....7,500	Popit.....60 dozen
Palsy.....15	Pavon.....44	Petal.....650	Pinky.....8,000	Poppy.....70 dozen
Panee.....16	Pawed.....45	Peter.....700	Pinna.....8,500	Porro.....75 dozen
Pandy.....17	Payer.....46	Petha.....750	Pinto.....9,000	Posca.....80 dozen
Paned.....18	Peach.....47	Petit.....800	Pipal.....9,500	Posse.....90 dozen
Pangs.....19	Pearl.....48	Petty.....850	Pipet.....10,000	Pouch.....100 dozen
Panic.....20	Pease.....49	Pewit.....900	Pique.....1 dozen	Prank.....150 dozen
Pants.....21	Peaty.....50	Phase.....950	Pirol.....2 dozen	Prays.....200 dozen
Paper.....22	Pecan.....60	Pheer.....1,000	Pirry.....3 dozen	Press.....250 dozen
Pappy.....23	Pecul.....70	Pheno.....1,100	Pisky.....4 dozen	Pride.....300 dozen
Parch.....24	Pedal.....75	Phial.....1,200	Plaga.....5 dozen	Prime.....350 dozen
Parel.....25	Pedes.....80	Phoca.....1,300	Plaid.....6 dozen	Prink.....400 dozen
Parka.....26	Pedro.....90	Phone.....1,400	Plash.....7 dozen	Prior.....450 dozen
Parle.....27	Pedum.....100	Photo.....1,500	Plaza.....8 dozen	Probe.....500 dozen
Parry.....28	Peeps.....125	Phren.....1,600	Plead.....9 dozen	Proem.....750 dozen
Parst.....29	Peery.....150	Phyla.....1,700		

CROSS CUT SAW HANDLES

Saber.....No. 1 pattern	Salse.....No. 12 pattern	Satin.....No. 21 pattern
Sable.....No. 2 pattern	Salty.....No. 13 pattern	Sauce.....No. 22 pattern
Sabot.....No. 3 pattern	Sambo.....No. 13x pattern	Saver.....No. 23 pattern
Sacar.....No. 4 pattern	Sanat.....No. 14 pattern	Savy.....No. 24 pattern
Sadly.....No. 5 pattern	Sandy.....No. 15 pattern	Saxon.....No. 25 pattern
Saffo.....No. 6 pattern	Sangu.....No. 16 pattern	Sebol.....No. 26 pattern
Saiga.....No. 7 pattern	Sapor.....No. 17 pattern	Sogon.....No. 28 pattern
Sairy.....No. 8 pattern	Sargo.....No. 18 pattern	Sokol.....No. 29 pattern
Salad.....No. 9 pattern	Sarre.....No. 19 pattern	Sogud.....No. 108 pattern
Salin.....No. 10 pattern	Sasin.....No. 20 pattern	Sofin.....No. 111 pattern
Salop.....No. 11 pattern		



THE ATKINS TELEGRAPHIC CODE—Continued

CROSS CUT SAWS

Prosy.....	Pacific Coast pattern cut to ends	Psalm.....	Special Steel
Prune.....	Silver Steel	Puffy.....	Segment Ground

STYLES OF TEETH

Rabgo.....No. 1 Rex	Rater.....No. 78 Moss Back	Reefy.....No. 317 Matchless
Rabny.....No. 2 Rex	Ratob.....No. 278 Moss Back	Reesk.....No. 709 Matchless
Radad.....No. 3 Peerless	Razor.....No. 72 Moss Back	Reetu.....No. 316 Improved Universa
Rapod.....No. 4 Perfection	Razzy.....No. 272 Moss Back	Reevy.....No. 710 Improved Universal
Rache.....No. 5 Perfection	Ravel.....No. 73 Moss Back	Reina.....No. 333 American
Rabat.....No. 21 Diamond	Ravob.....No. 273 Moss Back	Relax.....No. 334 American
Rabol.....No. 22 Diamond	Razno.....No. 76 Moss Back	Relet.....No. 337 Common
Rabbi.....No. 18 Dexter	Razpa.....No. 276 Moss Back	Relic.....No. 338 Common
Rabif.....No. 19 Dexter	React.....No. 225 Victor	Renne.....No. 336 Feather Edge
Rably.....No. 20 Dexter	Reaks.....No. 227 Lance	Repel.....No. 335 Hickory
Radix.....No. 6 Hemlock King	Realm.....No. 221 Diamond	Ripen.....No. 11 Rex Falling
Rainy.....No. 218 Dexter	Rebel.....No. 222 Diamond	Risel.....No. 12 Perfection Falling
Rally.....No. 219 Dexter	Rebus.....No. 223 Lone Star	Rinty.....No. 518
Rampe.....No. 220 Dexter	Redan.....No. 330 Tuttle	Rinst.....No. 540
Raspe.....No. 77 Moss Back	Redif.....No. 331 Tuttle	Ricky.....No. 550
Rarry.....No. 277 Moss Back	Redly.....No. 332 Tuttle	Rench.....No. 553

HOLLOW BACK SAWS

Regal.....No. 383 Hollow Back Improved Universal	Relpo.....No. 384 Hollow Back Diamond
Rekly.....No. 382 Hollow Back Matchless	Risky.....No. 385 Hollow Back American
Regop.....No. 379 Hollow Back Tuttle	Risus.....No. 386 Hollow Back Victor
Regby.....No. 380 Hollow Back Tuttle	Rispy.....No. 387 Hollow Back Victor
Relly.....No. 381 Hollow Back Tuttle	Rizza.....No. 388 Hollow Back Victor

ONE-MAN SAWS

Rithe.....No. 389 One-Man Cedar King	Rocta.....No. 391 One-Man Diamond
Roach.....No. 390 One-Man Tuttle	Rocky.....No. 392 One-Man Victor
Roams.....No. 393 One-Man American	Rocob.....No. 394 One-Man Victor
Robin.....No. 395 One-Man American	Roddy.....One-Man Saws, Silver Steel
Robeg.....No. 741 One-Man Tamarack	Romac.....No. 654 One-Man

PACIFIC COAST PATTERNS

Roody.....No. 51 Tye	Rabby.....No. 68 Eureka	Rubly.....No. 704 Lance
Rowdy.....No. 52 Howatson	Racno.....No. 69 Eureka Falling	Rubin.....No. 362 Diamond
Rumly.....No. 251 Tye	Rowel.....No. 55 Perfection	Rudbo.....No. 706 Diamond
Rupgo.....No. 252 Howatson	Roost.....No. 259 Dexter	Rubie.....No. 263 Tuttle
Rough.....No. 64 Redwood King	Rotta.....No. 605 Dexter	Rubna.....No. 708 Tuttle
Rovty.....No. 65 Redwood King	Rowme.....No. 360 Victor	Rugby.....No. 707 Tuttle
Rovza.....No. 66 Redwood King	Rowby.....No. 703 Victor	Ruter.....No. 544 Inland Empire
Roule.....No. 67 Redwood Falling	Ruach.....No. 361 Lance	Ratta.....No. 545 Acme

AUSTRALASIAN PATTERNS

Rudey.....No. 7 Auckland	Rutga.....No. 48 Auckland	Rumal.....No. 241 Tasmanian
Ruffy.....No. 46 Auckland	Ruing.....No. 10 Auckland	Rumpy.....No. 41 Tasmanian
Rudgy.....No. 8 Auckland	Runas.....No. 49 Auckland	Rupco.....No. 242 Jarrah
Rugso.....No. 47 Auckland	Ruche.....No. 15 Auckland	Rusly.....No. 42 Jarrah
Rusty.....No. 9 Auckland	Rucea.....No. 50 Auckland	Rummy.....Russian

HAND SAWS

Seely.....No. 51	Serin.....No. 58	Shaky.....No. 65	Shiel.....No. 72	Shute.....No. 93
Segue.....No. 52	Serry.....No. 59	Shama.....No. 66	Shift.....No. 73	Shure.....No. 94
Seity.....No. 53	Sessa.....No. 60	Shand.....No. 67	Shine.....No. 74	Shupy.....No. 96
Sendo.....No. 54	Setee.....No. 61	Shark.....No. 68	Shirl.....No. 76	Shust.....No. 99
Sense.....No. 55	Sewer.....No. 62	Shawl.....No. 69	Shoal.....No. 83	Shoot.....No. 400
Sepia.....No. 56	Shade.....No. 63	Shear.....No. 70	Shock.....No. 84	Showy.....No. 401
Serge.....No. 57	Shail.....No. 64	Sheek.....No. 71	Shole.....No. 86	
Shrew.....32-inch Rip Saw	Silky.....28-inch Hand Saw	Siren.....20-inch Panel Saw		
Shrub.....30-inch Rip Saw	Sinew.....30-inch Hand Saw	Sirup.....18-inch Panel Saw		
Shurf.....28-inch Rip Saw	Singe.....24-inch Panel Saw	Sissy.....16-inch Panel Saw		
Silor.....26-inch Rip Saw	Sipid.....22-inch Panel Saw	Skein.....14-inch Panel Saw		
Siege.....26-inch Hand Saw	Sipol.....Silver Steel	Skope.....Hand, Rip and Panel		

POINTS TO THE INCH

Skink.....1 point to inch	Slime.....7 points to inch (6 teeth to the inch)
Skirt.....2 points to inch (1 tooth to the inch)	Slirt.....8 points to inch (7 teeth to the inch)
Slack.....3 points to inch (2 teeth to the inch)	Slued.....9 points to inch (8 teeth to the inch)
Slave.....4 points to inch (3 teeth to the inch)	Slump.....10 points to inch (9 teeth to the inch)
Sleds.....5 points to inch (4 teeth to the inch)	Slush.....11 points to inch (10 teeth to the inch)
Sleep.....6 points to inch (5 teeth to the inch)	Slyly.....12 points to inch (11 teeth to the inch)



THE ATKINS TELEGRAPHIC CODE—Continued

CROSS CUT AND HAND SAW TOOLS

Sayon... Excelsior No. 1
Scala... Excelsior No. 2
Skido... Excelsior No. 5
Scalp... Perfection
Scamp... Rex
Scant... Dexter
Scars... Single Raker Gauges

Scaup... Double Raker Gauges
Scene... Improved Criterion Saw Set
Scion... Criterion Band Saw Set
Scoff... Hammer for Setting Saws
Sculp... Raker Swage
Scurf... Perfect Saw Set
Seary... Perfect Saw Set and Vise

Sebum... Atkins Saw Filer
Sebty... No. 4 Saw Set
Sebgo... No. 5 Saw Set
Senty... No. 1 AAA Clamp
Senso... No. 2 AAA Clamp

ATKINS SPECIALTIES

Vabar... No. 7 Kwik-Kut
Vabes... No. 7 Kwik-Kut Motor Drive
Vabby... No. 14 Kwik-Kut
Vabut... No. 12 Kwik-Kut
Vebal... No. 00 Ideal Swage
Vebor... No. 0 Ideal Swage
Vecac... No. 1 Ideal Swage
Veces... No. 2 Ideal Swage

Vechy... No. 3 Ideal Swage
Vedgo... No. 4 Ideal Swage
Vedka... No. 5 Ideal Swage
Venet... No. 6 Ideal Swage
Veppy... No. 7 Ideal Swage
Vibba... No. 8 Ideal Swage
Vico... No. 9 Ideal Swage
Vidab... No. 1 Pribnow Shaper
Veder... AAA Saw Guard

Viddy... No. 2 Pribnow Shaper
Vigga... No. 17 Pribnow Shaper
Vikob... No. 28 Pribnow Shaper
Vobby... Hamlet Dimension Gauge
Vocar... O. K. Saw Guard
Vodan... AAA Car Mover
Vodor... Rogers Belt Punch
Vogab... Goodyear Load Binder

CENTS

Watly...	\$0.01	Warot...	\$0.26	Wesit...	\$0.51	Wondo...	\$0.76
Wadlo...	.02	Waspy...	.27	Wesdo...	.52	Wonso...	.77
Waber...	.03	Wasgo...	.28	Wesky...	.53	Wonty...	.78
Wably...	.04	Waxor...	.29	Whade...	.54	Wopab...	.79
Wadam...	.05	Waxol...	.30	Whady...	.55	Wopel...	.80
Wadoo...	.06	Waxin...	.31	Whole...	.56	Woply...	.81
Wadby...	.07	Webel...	.32	Widmy...	.57	Wopia...	.82
Wadky...	.08	Webon...	.33	Widar...	.58	Wrant...	.83
Wafbu...	.09	Webly...	.34	Widuk...	.59	Wrink...	.84
Wafby...	.10	Webia...	.35	Widan...	.60	Wroby...	.85
Wagba...	.11	Weber...	.36	Wilus...	.61	Wunat...	.86
Wagno...	.12	Weema...	.37	Wilde...	.62	Wunor...	.87
Wagbu...	.13	Wedin...	.38	Wilze...	.63	Wungo...	.88
Wagso...	.14	Wedal...	.39	Willit...	.64	Wurra...	.89
Walfu...	.15	Wedme...	.40	Winty...	.65	Wurte...	.90
Walbo...	.16	Wedly...	.41	Winal...	.66	Wutly...	.91
Walit...	.17	Welky...	.42	Winke...	.67	Wutbo...	.92
Walus...	.18	Welet...	.43	Witty...	.68	Wutse...	.93
Wamky...	.19	Welan...	.44	Witon...	.69	Wutky...	.94
Wamut...	.20	Welba...	.45	Witgy...	.70	Wutne...	.95
Wamma...	.21	Wenso...	.46	Wobey...	.71	Wuyer...	.96
Wamfy...	.22	Wenic...	.47	Wobal...	.72	Wuymo...	.97
Waney...	.23	Wenny...	.48	Wobby...	.73	Wuyly...	.98
Wapga...	.24	Werry...	.49	Wobjo...	.74	Wuyin...	.99
Waper...	.25	Werdy...	.50	Wobic...	.75		

DOLLARS

Tabby...	\$ 1.00	Taunt...	\$26.00	Thole...	\$51.00	Trabs...	\$ 76.00
Tabes...	2.00	Tawny...	27.00	Thyme...	52.00	Track...	77.00
Taboo...	3.00	Taxis...	28.00	Tibia...	53.00	Traik...	78.00
Tabut...	4.00	Tazel...	29.00	Tidal...	54.00	Tramp...	79.00
Tache...	5.00	Teach...	30.00	Tiddy...	55.00	Trash...	80.00
Tacit...	6.00	Teals...	31.00	Tiler...	56.00	Trays...	81.00
Tacky...	7.00	Tease...	32.00	Tinea...	57.00	Tread...	82.00
Taffy...	8.00	Tecum...	33.00	Tinea...	58.00	Treen...	83.00
Tagma...	9.00	Teens...	34.00	Tinge...	59.00	Tribe...	84.00
Taint...	10.00	Telar...	35.00	Tinty...	60.00	Trick...	85.00
Talen...	11.00	Telic...	36.00	Title...	61.00	Trims...	86.00
Talky...	12.00	Temse...	37.00	Toast...	62.00	Trist...	87.00
Talou...	13.00	Tench...	38.00	Token...	63.00	Troll...	88.00
Talus...	14.00	Tendo...	39.00	Tonal...	64.00	Trout...	89.00
Tambo...	15.00	Tenet...	40.00	Tonga...	65.00	Truss...	90.00
Tamer...	16.00	Tenar...	41.00	Tonie...	66.00	Truth...	91.00
Tamus...	17.00	Tenor...	42.00	Topia...	67.00	Tuffy...	92.00
Tangy...	18.00	Tense...	43.00	Torus...	68.00	Tumid...	93.00
Tanha...	19.00	Terin...	44.00	Torus...	69.00	Turba...	94.00
Tapis...	20.00	Terma...	45.00	Toter...	70.00	Turly...	95.00
Tardy...	21.00	Terza...	46.00	Totty...	71.00	Turps...	96.00
Taree...	22.00	Testa...	47.00	Touch...	72.00	Tutor...	97.00
Tarse...	23.00	Teyne...	48.00	Towar...	73.00	Twang...	98.00
Taste...	24.00	Theak...	49.00	Towse...	74.00	Twill...	99.00
Tauga...	25.00	Thein...	50.00	Toyon...	75.00	Twine...	100.00



NUMERICAL CODE

EXPLANATION—There are 1,000 words listed herewith. Each word is numbered consecutively from 1 to 1,000 and each word begins with the letter "M." So that if you have occasion to use any number less than 1,000, you have merely to use the code word opposite that number. If you wish to use a number above 1,000, use the same word except change the initial letter as follows:

For numbers from 1001 to 2000 inclusive use the initial N instead of M.
 For numbers from 2001 to 3000 inclusive use the initial P instead of M.
 For numbers from 3001 to 4000 inclusive use the initial R instead of M.
 For numbers from 4001 to 5000 inclusive use the initial S instead of M.
 For numbers from 5001 to 6000 inclusive use the initial T instead of M.
 For numbers from 6001 to 7000 inclusive use the initial V instead of M.
 For numbers from 7001 to 8000 inclusive use the initial W instead of M.
 For numbers from 8001 to 9000 inclusive use the initial Y instead of M.
 For numbers from 9001 to 10000 inclusive use the initial Z instead of M.

This, you see, enables you to use any number between 1 and 10,000, which is as high a figure as you will likely have occasion to use.

FOR EXAMPLE

For No. 1001 the word would be Nabab.

For No. 2100 the word would be Pabuy.

For No. 3168 the word would be Radki.

For No. 4444 the word would be Sahft.

For No. 5561 the word would be Tajip.

For No. 6650 the word would be Vakgy.

For No. 7795 the word would be Wamug.

For No. 8905 the word would be Yaqag.

For No. 9999 the word would be Zaqux.


1 Mabab	58 Mabik	115 Madas	172 Madma	229 Mafdi	286 Mafox	343 Magfr
2 Mabac	59 Mabim	116 Madat	173 Madmn	230 Mafdo	287 Mafpa	344 Magft
3 Mabad	60 Mabin	117 Madau	174 Madmu	231 Mafds	288 Mafra	345 Magtu
4 Mabaf	61 Mabip	118 Madav	175 Madng	232 Mafed	289 Mafrm	346 Magfy
5 Mabag	62 Mabiq	119 Madaw	176 Madns	233 Mafej	290 Mafrn	347 Maggm
6 Mabah	63 Mabis	120 Madax	177 Madnu	234 Mafek	291 Mafru	348 Maggn
7 Mabaj	64 Mabit	121 Maday	178 Madnx	235 Mafen	292 Mafsa	349 Maggu
8 Mabak	65 Mabiui	122 Madaz	179 Madog	236 Mafeq	293 Mafuc	350 Maggy
9 Mabal	66 Mabiw	123 Madca	180 Madom	237 Mafet	294 Mafud	351 Magia
10 Mabam	67 Mabix	124 Madce	181 Madon	238 Mafes	295 Mafug	352 Magib
11 Mabab	68 Mabkf	125 Madck	182 Madop	239 Mafew	296 Mafun	353 Magid
12 Mabap	69 Mabko	126 Madcm	183 Mador	240 Mafex	297 Mafur	354 Magif
13 Mabaq	70 Mabku	127 Madcs	184 Mados	241 Maffa	298 Mafus	355 Magig
14 Mabar	71 Mabky	128 Madcu	185 Madou	242 Maffn	299 Mafux	356 Magih
15 Mabab	72 Mabma	129 Maddi	186 Madox	243 Maffr	300 Mafuy	357 Magij
16 Mabab	73 Mabmn	130 Maddo	187 Madpa	244 Mafft	301 Magab	358 Magik
17 Mabau	74 Mabmu	131 Madds	188 Madra	245 Maffu	302 Magac	359 Magim
18 Mabav	75 Mabng	132 Maded	189 Madrm	246 Maffy	303 Magad	360 Magin
19 Mabaw	76 Mabns	133 Madej	190 Madrn	247 Mafgm	304 Magaf	361 Magip
20 Mabax	77 Mabnu	134 Madek	191 Madru	248 Mafgn	305 Magag	362 Magiq
21 Mabay	78 Mabnx	135 Maden	192 Madsa	249 Mafgu	306 Magah	363 Magis
22 Mabaz	79 Mabog	136 Madeq	193 Madue	250 Mafgy	307 Magaj	364 Magit
23 Mabea	80 Mabom	137 Mader	194 Madud	251 Mafia	308 Magak	365 Magiu
24 Mabea	81 Mabon	138 Mades	195 Madug	252 Mafib	309 Magal	366 Magiw
25 Mabeck	82 Mabop	139 Madew	196 Madun	253 Mafid	310 Magam	367 Magix
26 Mabeem	83 Mabot	140 Madex	197 Madur	254 Mafif	311 Magan	368 Magkl
27 Mabees	84 Mabos	141 Madfa	198 Madus	255 Mafig	312 Magap	369 Magko
28 Mabeu	85 Mabou	142 Madfn	199 Madux	256 Mafih	313 Magaq	370 Magku
29 Mabbdi	86 Mabox	143 Madfr	200 Maduy	257 Mafij	314 Magar	371 Magky
30 Mabbdo	87 Mabpa	144 Madft	201 Mafab	258 Mafik	315 Magas	372 Magma
31 Mabbds	88 Mabra	145 Madfu	202 Mafac	259 Mafim	316 Magat	373 Magmn
32 Mabed	89 Mabrm	146 Madfy	203 Mafad	260 Mafin	317 Magau	374 Magmu
33 Mabej	90 Mabrn	147 Madgm	204 Mafaf	261 Mafip	318 Magav	375 Magng
34 Mabeke	91 Mabru	148 Madgn	205 Mafag	262 Mafiq	319 Magaw	376 Magns
35 Maben	92 Mabsa	149 Madgu	206 Mafah	263 Mafis	320 Magax	377 Magnu
36 Mabeq	93 Mabuc	150 Madgy	207 Mafaj	264 Mafit	321 Magay	378 Magnx
37 Maber	94 Mabud	151 Madia	208 Mafak	265 Mafiu	322 Magaz	379 Magog
38 Mabes	95 Mabug	152 Madib	209 Mafal	266 Mafiw	323 Magca	380 Magom
39 Mabew	96 Mabun	153 Madid	210 Mafam	267 Mafix	324 Magee	381 Magon
40 Mabex	97 Mabur	154 Madif	211 Mafan	268 Mafkf	325 Magck	382 Magop
41 Mabfa	98 Mabus	155 Madig	212 Mafap	269 Mafko	326 Magcm	383 Magor
42 Mabfn	99 Mabux	156 Madih	213 Mafaq	270 Mafku	327 Magcs	384 Magos
43 Mabfr	100 Mabuy	157 Madij	214 Mafar	271 Mafky	328 Magcu	385 Magou
44 Mabft	101 Madab	158 Madik	215 Mafas	272 Mafma	329 Magdi	386 Magox
45 Mabfu	102 Madac	159 Madim	216 Mafat	273 Mafmn	330 Magdo	387 Magpa
46 Mabfy	103 Madad	160 Madin	217 Mafau	274 Mafmu	331 Magds	388 Magra
47 Mabgm	104 Madaf	161 Madip	218 Mafav	275 Mafng	332 Maged	389 Magrm
48 Mabgn	105 Madag	162 Madiq	219 Mafaw	276 Mafns	333 Magej	390 Magrn
49 Mabgu	106 Madah	163 Madis	220 Mafax	277 Mafnu	334 Magek	391 Magru
50 Mabgy	107 Madaj	164 Madit	221 Mafay	278 Mafnx	335 Magen	392 Magsa
51 Mabia	108 Madak	165 Madiu	222 Mafaz	279 Mafog	336 Mageq	393 Maguc
52 Mabib	109 Madal	166 Madiw	223 Mafca	280 Mafom	337 Mager	394 Magud
53 Mabid	110 Madam	167 Madix	224 Mafce	281 Mafon	338 Mages	395 Magug
54 Mabif	111 Madan	168 Madkf	225 Mafck	282 Mafop	339 Magew	396 Magun
55 Mabig	112 Madap	169 Madko	226 Mafcm	283 Mafor	340 Magex	397 Magur
56 Mabih	113 Madaq	170 Madku	227 Mafcs	284 Mafos	341 Magfa	398 Magus
57 Mabij	114 Madar	171 Madky	228 Mafcu	285 Mafou	342 Magfn	399 Magux



NUMERICAL CODE—Continued

400	Maguy	486	Mahox	572	Majma	658	Makik	744	Mamft	830	Mando	916	Maqat
401	Mahab	487	Mahpa	573	Majmn	659	Makim	745	Mamfu	831	Mandu	917	Maquu
402	Mahac	488	Mahra	574	Majmu	660	Makin	746	Mamfy	832	Maned	918	Maqav
403	Mahad	489	Mahrm	575	Majng	661	Makip	747	Mamgn	833	Manej	919	Maqaw
404	Mahaf	490	Mahrn	576	Majns	662	Makik	748	Mamgn	834	Manek	920	Maqax
405	Mahag	491	Mahru	577	Majnu	663	Makis	749	Mamgu	835	Manen	921	Maqay
406	Mahah	492	Mahsa	578	Majnx	664	Makit	750	Mamgy	836	Maneq	922	Maqaz
407	Mai a	493	Mahuc	579	Majog	665	Makiu	751	Mamia	837	Maner	923	Maqca
408	Mahak	494	Mahud	580	Majom	666	Makiw	752	Mamib	838	Manew	924	Maqce
409	Mahal	495	Mahug	581	Majon	667	Makix	753	Mamid	839	Manex	925	Maqck
410	Maham	496	Mahun	582	Majop	668	Makkf	754	Mamif	840	Manez	926	Maqcm
411	Mahan	497	Mahur	583	Majoo	669	Makko	755	Mamig	841	Manfa	927	Maqes
412	Mahap	498	Mahus	584	Majos	670	Makku	756	Mamih	842	Manfn	928	Maqcu
413	Mahaq	499	Mahux	585	Majou	671	Makky	757	Mamij	843	Manfr	929	Maqdi
414	Mahar	500	Mahuy	586	Majox	672	Makma	758	Mamik	844	Manft	930	Maqdo
415	Mahas	501	Majab	587	Majpa	673	Makmn	759	Mamim	845	Manfu	931	Maqdu
416	Mahat	502	Majac	588	Majra	674	Makmu	760	Mamin	846	Manfy	932	Maqed
417	Mahau	503	Majad	589	Majrm	675	Makng	761	Mamio	847	Mangm	933	Maqej
418	Mahav	504	Majaf	590	Majrn	676	Makns	762	Mamip	848	Mangn	934	Maqek
419	Mahaw	505	Majag	591	Majru	677	Maknu	763	Mamiq	849	Mangu	935	Maqen
420	Mahax	506	Majah	592	Majsa	678	Maknx	764	Mamit	850	Mangy	936	Maqeq
421	Mahay	507	Majaj	593	Majuc	679	Makog	765	Mamiu	851	Mania	937	Maqer
422	Mahaz	508	Majak	594	Majud	680	Makom	766	Mamiw	852	Manib	938	Maqes
423	Mahca	509	Majal	595	Majug	681	Makon	767	Mamix	853	Manid	939	Maqew
424	Mahce	510	Majam	596	Majun	682	Makop	768	Mamkf	854	Manif	940	Maqex
425	Mahck	511	Majan	597	Majur	683	Makor	769	Mamko	855	Manig	941	Maqfa
426	Mahcm	512	Majap	598	Majus	684	Makos	770	Mamku	856	Manih	942	Maqfn
427	Mahes	513	Majaq	599	Majux	685	Makou	771	Mamky	857	Manij	943	Maqfr
428	Mahcu	514	Majar	600	Majuy	686	Makox	772	Mammf	858	Manik	944	Maqft
429	Mahdi	515	Majas	601	Makab	687	Makpa	773	Mammn	859	Manim	945	Maqfu
430	Mahdo	516	Majat	602	Makac	688	Makra	774	Mammu	860	Manin	946	Maqfy
431	Mahdu	517	Majau	603	Makaf	689	Makrm	775	Mammg	861	Manip	947	Maqgm
432	Mahed	518	Majav	604	Makag	690	Makrn	776	Mamns	862	Maniq	948	Maqgn
433	Mahej	519	Majaw	605	Makah	691	Makru	777	Mamnu	863	Manis	949	Maquu
434	Mahek	520	Majax	606	Makaj	692	Maksa	778	Mamnx	864	Manit	950	Maqgy
435	Mahen	521	Majay	607	Makak	693	Makuc	779	Mamog	865	Maniu	951	Maqia
436	Mahcq	522	Majaz	608	Makal	694	Makud	780	Mamom	866	Maniw	952	Maqib
437	Mahe	523	Majca	609	Makam	695	Makug	781	Mamon	867	Manix	953	Maqid
438	Mahes	524	Majce	610	Makan	696	Makun	782	Mamop	868	Mankf	954	Maqif
439	Mahew	525	Majck	611	Makap	697	Makur	783	Mamor	869	Manko	955	Maqig
440	Mahe	526	Majcm	612	Makaq	698	Makus	784	Mamos	870	Manku	956	Maqih
441	Mahfa	527	Majes	613	Makar	699	Makux	785	Mamou	871	Manky	957	Maqij
442	Mahfn	528	Majcu	614	Makas	700	Makuy	786	Mamox	872	Manma	958	Maqik
443	Mahfr	529	Majdi	615	Makat	701	Mamab	787	Mampa	873	Manmn	959	Maqim
444	Mahft	530	Majdo	616	Makau	702	Mamac	788	Mamra	874	Manmu	960	Maqin
445	Mahfu	531	Majds	617	Makav	703	Mamad	789	Mamrm	875	Manng	961	Maqip
446	Mahfy	532	Majed	618	Makaw	704	Mamaf	790	Mamrn	876	Manns	962	Maqiq
447	Mahgm	533	Majej	619	Makax	705	Mamag	791	Mamru	877	Mannu	963	Maqis
448	Mahgn	534	Majek	620	Makay	706	Mamah	792	Mamsa	878	Mannx	964	Maqit
449	Mahgu	535	Majen	621	Makaz	707	Mamaj	793	Mamuc	879	Manog	965	Maqui
450	Mahgy	536	Majeq	622	Makca	708	Mamak	794	Mamud	880	Manom	966	Maqiw
451	Mahia	537	Majer	623	Makce	709	Mamam	795	Mamug	881	Manon	967	Maqix
452	Mahib	538	Majes	624	Makcf	710	Mamam	796	Mamun	882	Manop	968	Maqkf
453	Mahid	539	Majew	625	Makck	711	Maman	797	Mamur	883	Manor	969	Maqko
454	Mahif	540	Majex	626	Makcm	712	Mamap	798	Mamus	884	Manos	970	Maquu
455	Mahig	541	Majfa	627	Makes	713	Mamaq	799	Mamux	885	Manou	971	Maqky
456	Mahih	542	Majfn	628	Makcu	714	Mamar	800	Mamuy	886	Manox	972	Maqma
457	Mahij	543	Majfr	629	Makdi	715	Mamas	801	Manab	887	Manpa	973	Maqmn
458	Mahik	544	Majft	630	Makdo	716	Mamau	802	Manac	888	Manra	974	Maqmu
459	Mahim	545	Majfu	631	Makds	717	Mamav	803	Manad	889	Manrm	975	Maqng
460	Mahin	546	Majfy	632	Makeb	718	Mamaw	804	Manaf	890	Manrn	976	Maqnu
461	Mahip	547	Majgm	633	Makej	719	Mamax	805	Manag	891	Manru	977	Maqnx
462	Mahiq	548	Majgn	634	Makek	720	Mamay	806	Manah	892	Manse	978	Maqog
463	Mahis	549	Majgu	635	Maken	721	Mamaz	807	Manaj	893	Manuc	979	Maqom
464	Mahit	550	Majgy	636	Makeq	722	Mamca	808	Manak	894	Manud	980	Maqon
465	Mahiu	551	Majia	637	Maker	723	Mamce	809	Manal	895	Manug	981	Maqop
466	Mahiw	552	Majib	638	Makeu	724	Mamcf	810	Manam	896	Manun	982	Maqor
467	Mahix	553	Majid	639	Makew	725	Mamck	811	Manan	897	Manur	983	Maqos
468	Mahkf	554	Majif	640	Makex	726	Mamcm	812	Manap	898	Manus	984	Maqou
469	Mahko	555	Majig	641	Makfa	727	Mamcs	813	Manaq	899	Manux	985	Maqox
470	Mahku	556	Majih	642	Makfh	728	Mamcu	814	Manar	900	Manuy	986	Maqpa
471	Mahky	557	Majij	643	Makfr	729	Mamdi	815	Manas	901	Maqab	987	Maqra
472	Mahma	558	Majik	644	Makft	730	Mamdo	816	Manat	902	Maqac	988	Maqrm
473	Mahmn	559	Majim	645	Makfu	731	Mamds	817	Manau	903	Maqad	989	Maqrn
474	Mahmu	560	Majin	646	Makfy	732	Mameb	818	Manav	904	Maqaf	990	Maqru
475	Mahng	561	Majip	647	Makgm	733	Mamej	819	Manaw	905	Maqag	991	Maqry
476	Mahns	562	Majiq	648	Makgn	734	Mamek	820	Manax	906	Maqah	992	Maqsa
477	Mahnu	563	Majis	649	Makgu	735	Mamen	821	Manay	907	Maqaj	993	Maqsy
478	Mahnx	564	Majit	650	Makgy	736	Mameq	822	Manaz	908	Maqak	994	Maque
479	Mahog	565	Majiu	651	Makia	737	Mamer	823	Manca	909	Maqal	995	Maqud
480	Mahom	566	Majiw	652	Makib	738	Mameu	824	Mance	910	Maqam	996	Maqug
481	Mahon	567	Majix	653	Makid	739	Mamew	825	Manck	911	Maqan	997	Maqun
482	Mahop	568	Majkf	654	Makif	740	Mamex	826	Mancm	912	Maqap	998	Maqur
483	Mahor	569	Majko	655	Makig	741	Mamfa	827	Manes	913	Maqaq	999	Maqux
484	Mahos	570	Majku	656	Makih	742	Mamfn	828	Mancu	914	Maqar	1000	Maquy
485	Mahou	571	Majky	657	Makij	743	Mamfr	829	Mandi	915	Maqas		

ATKINS CIRCULAR SAWS



While we make an almost endless variety of shapes of teeth for circular saws, we show above only a few patterns which are in more general use.

No. 2 tooth is used on both large and small solid tooth saws and to a large extent on bolters. No. 3 tooth is an old pattern for ripping, but is not used to as large an extent as heretofore.

No. 4 tooth is used largely for export on both large and small saws. It is also a popular style for grooving saws where tooth space is one inch or over.

No. 5 tooth is extensively used on large circular rip saws.

No. 6 tooth is used principally for equalizer saws.

No. 7 is another pattern well adapted for equalizer saws, but is not in as general favor as No. 6.

No. 8 is also used on equalizers, 20-inch diameter and smaller, also on half and half saws. It can be used for both ripping and cross cutting.

No. 9 tooth is for cross cutting and may be placed on the arbor to run either way.

No. 10 tooth is a very fine rip saw style.

No. 11 tooth is used principally for export, although many large operations in this country find this style most desirable.

No. 12 is a fine tooth rip saw and adapted for smooth cutting.

In ordering mitre saws see styles of teeth on page 28.

ATKINS SAWS FOR THE MILL

All Genuine Atkins Mill Saws are made of Silver Steel, a special high-grade, crucible steel to which is given the advertising trade-marked name, "Silver Steel."

This Steel is manufactured in enormous quantities for us exclusively.

We thus secure the facilities of the largest steel plants in the world which insures a greater uniformity than could possibly be otherwise obtained.

To avoid variation, all Silver Steel is both chemically and physically analyzed in our laboratory and if not up to the standard is immediately rejected.

There is no temptation to use any blade, no matter how small, unless it measures up to the standard of Silver Steel.

The heat treatment is prescribed in the laboratory, based upon the analysis and the conditions under which the finished saw must operate.


In the tempering rooms, the operatives carry out the directions of the laboratory. This work is done scientifically, through the use of exclusive machinery which reduces the hardening and tempering processes to an absolute certainty.

We have also invented and covered by patent, the most improved machinery for grinding purposes. By its use, we are enabled to finish Atkins Silver Steel Saws with great accuracy, giving any saw the required gauge, even when there is a variation of thickness wanted at different points in the blade.

The hammering or smithing process is in the hands of our most skilled workmen. In this department are found some of our oldest employees, many of whom have been in our constant employ from twenty to forty years.

Silver Steel files easily, but at the same time is exceedingly hard and tough. It is almost impossible to crack it, unless the saw is run at a disadvantage. It takes a perfect swage and Silver Steel Saws do not easily lose their teeth or points.

Any saw bearing the name of E. C. Atkins & Co., is guaranteed to give perfect satisfaction under even the most trying conditions if properly operated.





ATKINS CIRCULAR SAWS

Remember that these saws are made of genuine Silver Steel which is the finest and most expensive material that has ever been used in saw blades, that they are manufactured by skilled workmen, with scientific appliances and under the most favorable conditions throughout.


INSTRUCTIONS FOR ORDERING ATKINS CIRCULAR SAWS

In ordering circular saws be careful to give following specifications in detail:


- (a) Diameter of saw in inches.
- (b) Right or left hand (see cut below).
- (c) Gauge (thickness) of saw at center and also at rim.
- (d) Number of teeth in saw.
- (e) Style of pattern of tooth (see cut on page 21).
- (f) Diameter of mandrel hole; diameter of pin holes, and distance center to center of pin holes.
- (g) Number of revolutions of saw per minute while in cut.
- (h) Greatest feed in inches per revolution—kind of feed.
- (i) Kind of timber sawed.
- (j) Spring or swage set. (If Inserted Tooth Saws are wanted, see page 41.)
- (k) For rip or cross cut work.
- (l) Horsepower available.

All our stock saws forty inches and larger in diameter have standard mandrel and pin holes, namely — two-inch mandrel hole, and five-eighths-inch lug pin holes, three inches from center to center. If wanted different, please send full pattern of holes. Order blanks furnished on application.

HAND OR CIRCULAR SAWS



Left Hand



Right Hand

See illustration on page 31, showing hand of shingle saws.



ATKINS CIRCULAR SAWS

THE SPEED OF CIRCULAR SAWS

This is one of the most essential matters to be observed, and no one can give it too much attention. If the speed of the saw is too high, it cannot do good work, besides rendering it liable to many accidents. Too high a speed generates heat in the saw, makes it touchy and limber, so that it will only run and do good work on light feed, while the teeth are in the best of order, and have keen cutting points. As soon as the teeth are dull, the saw will run or dodge whenever it comes in contact with any unusual obstacle. Again, too low a speed has its objections, but it is not attended with such ruinous effects upon the saw. These difficulties can be remedied to a limited extent by the hammering of the saw, but cannot be entirely overcome. We keep in stock speed indicators, with which the speed of saw mandrel can be ascertained.

We have published a book entitled "Saws in the Filing Room," containing general information relative to the care and operation of saws, which will be mailed free to any address on application.

TABLE OF SPEED OF CIRCULAR SAWS

Size of Saw Inches	Rev. per Minute Speed	Size of Saw Inches	Rev. per Minute Speed	Size of Saw Inches	Rev. per Minute Speed	Size of Saw Inches	Rev. per Minute Speed
8	4,500	26	1,384	42	870	58	625
10	3,600	28	1,285	44	840	60	600
12	3,000	30	1,200	46	800	62	575
14	2,585	32	1,120	48	750	64	550
16	2,222	34	1,050	50	725	66	545
18	2,000	36	1,000	52	700	68	529
20	1,800	38	950	54	675	70	514
22	1,636	40	900	56	650	72	500
24	1,500

RULES FOR CALCULATING THE SPEED OF SAWS, PULLEYS OR DRUMS

Problem 1. The diameter of the driven being given, to find its number of revolutions.

Rule — Multiply the diameter of the driver by its number of revolutions, and divide the product by the diameter of the driven; the quotient will be the number of revolutions of the driven.

Problem 2. The diameter and revolutions of the driver being given, to find the diameter of the driven, that shall make any given number of revolutions in the same time.

Rule — Multiply the diameter of the driver by its number of revolutions, and divide the product by the number of revolutions of the driven; the quotient will be its diameter.

Problem 3. To ascertain the size of the driver.

Rule — Multiply the diameter of the driven by the number of revolutions you wish it to make, and divide the product by the revolutions of the driver; the quotient will be the size of the driver.

SAW GAUGES

COMPARATIVE TABLE OF GAUGES IN DECIMALS OF AN INCH

No. of Wire Gauge	Birmingham or Stubbs Wire	American or Brown & Sharpe	Imperial Wire Gauge	U. S. Std. for Plate	No. of Wire Gauge	Birmingham or Stubbs Wire	American or Brown & Sharpe	Imperial Wire Gauge	U. S. Std. for Plate
000000464	.46875	18	.049	.040303	.048	.050
00000432	.4375	19	.042	.03589	.040	.04375
0000	.454	.460	.400	.40625	20	.035	.031961	.036	.0375
000	.425	.40964	.372	.375	21	.032	.028462	.032	.034375
00	.380	.3648	.348	.34375	22	.028	.025347	.028	.03125
0	.340	.32486	.324	.3125	23	.025	.022571	.024	.028125
1	.300	.2893	.300	.28125	24	.022	.0201	.022	.025
2	.284	.25763	.276	.265625	25	.020	.0179	.020	.021875
3	.259	.22942	.252	.250	26	.018	.01594	.018	.01875
4	.238	.20431	.232	.234375	27	.016	.014195	.0164	.0171875
5	.220	.18194	.212	.21875	28	.014	.012641	.0149	.015625
6	.203	.16202	.192	.203125	29	.013	.011257	.0136	.0140625
7	.180	.14428	.176	.1875	30	.012	.010025	.0124	.0125
8	.165	.12849	.160	.171875	31	.010	.008928	.0116	.0109375
9	.148	.11443	.144	.15625	32	.009	.00795	.0108	.01015625
10	.134	.10089	.128	.140625	33	.008	.00708	.0100	.009375
11	.120	.090742	.116	.125	34	.007	.006304	.0092	.00859375
12	.109	.080808	.104	.109375	35	.005	.005614	.0084	.0078125
13	.095	.071961	.092	.09375	36	.004	.005	.0076	.00703125
14	.083	.064084	.080	.078125	37004453	.0068	.00664062
15	.072	.057068	.072	.0703125	38003965	.0060	.00625
16	.065	.05082	.064	.0625	39003531	.0052
17	.058	.045257	.056	.05625	40003144	.0048

DECIMAL EQUIVALENTS OF PARTS OF AN INCH

Fractions of an Inch	Decimals of an Inch	Fractions of an Inch	Decimals of an Inch	Fractions of an Inch	Decimals of an Inch	Fractions of an Inch	Decimals of an Inch
$\frac{1}{64}$.015625	$\frac{17}{64}$.265625	$\frac{33}{64}$.515625	$\frac{49}{64}$.765625
$\frac{1}{32}$.03125	$\frac{9}{32}$.28125	$\frac{17}{32}$.53125	$\frac{25}{32}$.78125
$\frac{3}{64}$.046875	$\frac{19}{64}$.296875	$\frac{35}{64}$.546875	$\frac{51}{64}$.796875
$\frac{1}{16}$.0625	$\frac{5}{16}$.3125	$\frac{9}{16}$.5625	$\frac{13}{16}$.8125
$\frac{5}{64}$.078125	$\frac{21}{64}$.328125	$\frac{37}{64}$.578125	$\frac{53}{64}$.828125
$\frac{3}{32}$.09375	$\frac{13}{32}$.40375	$\frac{19}{32}$.59375	$\frac{27}{32}$.84375
$\frac{7}{64}$.109375	$\frac{23}{64}$.359375	$\frac{39}{64}$.609375	$\frac{55}{64}$.859375
$\frac{1}{8}$.125	$\frac{3}{8}$.375	$\frac{5}{8}$.625	$\frac{7}{8}$.875
$\frac{9}{64}$.140625	$\frac{25}{64}$.390625	$\frac{41}{64}$.640625	$\frac{57}{64}$.890625
$\frac{5}{32}$.15625	$\frac{13}{32}$.40625	$\frac{21}{32}$.65625	$\frac{29}{32}$.90625
$\frac{11}{64}$.171875	$\frac{27}{64}$.421875	$\frac{43}{64}$.671875	$\frac{59}{64}$.921875
$\frac{3}{16}$.1875	$\frac{7}{16}$.4375	$\frac{15}{16}$.6875	$\frac{15}{16}$.9375
$\frac{13}{64}$.203125	$\frac{29}{64}$.453125	$\frac{45}{64}$.703125	$\frac{61}{64}$.953125
$\frac{7}{32}$.21875	$\frac{15}{32}$.46875	$\frac{23}{32}$.71875	$\frac{31}{32}$.96875
$\frac{15}{64}$.234375	$\frac{31}{64}$.484375	$\frac{47}{64}$.734375	$\frac{63}{64}$.984375
$\frac{1}{4}$.25	$\frac{1}{2}$.5	$\frac{3}{4}$.75



ATKINS SOLID TOOTH CIRCULAR SAWS

PATENT GROUND AND TEMPERED

MADE FROM OUR CELEBRATED SILVER STEEL. WORKMANSHIP UNEQUALLED

Diameter Inches	Thickness Gauge	Size of Hole Inches	Price Each	Extra for Each Gauge Heavier	Beveling New Saws per Gauge	Net Prices Extra for Setting and Sharpening if Rip Cross Cut		Approximate Weight Pounds
4	19	$\frac{3}{4}$	\$1.20	\$0.03	\$0.14	\$0.06	\$0.07	$\frac{1}{4}$ Net
6	18	$\frac{3}{4}$	1.80	.05	.18	.07	.10	$\frac{3}{4}$ Net
8	18	$\frac{7}{8}$	2.40	.08	.22	.10	.13	1 Net
10	16	1	3.30	.12	.28	.12	.16	$1\frac{1}{2}$ Net
12	15	1	4.40	.20	.35	.15	.20	$2\frac{1}{2}$ Net
14	14	$1\frac{1}{8}$	5.30	.25	.40	.18	.23	$3\frac{1}{2}$ Net
16	14	$1\frac{1}{8}$	6.50	.30	.50	.20	.25	$4\frac{1}{2}$ Net
18	13	$1\frac{1}{4}$	8.00	.40	.60	.23	.28	6 Net
20	13	$1\frac{5}{16}$	9.50	.50	.70	.25	.32	7 Net
22	12	$1\frac{5}{16}$	11.50	.60	.80	.28	.35	10 Net
24	11	$1\frac{3}{8}$	13.50	.70	.90	.31	.40	13 Net
26	11	$1\frac{3}{8}$	16.00	.85	1.05	.35	.45	16 Net
28	10	$1\frac{1}{2}$	18.50	1.00	1.20	.38	.50	21 Net
30	10	$1\frac{1}{2}$	21.00	1.15	1.30	.42	.55	$24\frac{1}{2}$ Net
32	10	$1\frac{5}{8}$	24.00	1.30	1.40	.45	.60	27 Net
34	9	$1\frac{5}{8}$	27.00	1.50	1.55	.50	.65	33 Net
36	9	$1\frac{5}{8}$	31.00	1.80	1.70	.55	.70	40 Net
38	9	$1\frac{5}{8}$	35.00	2.00	1.85	.60	.75	49 Net
40	9	2	41.00	2.30	2.00	.65	.80	100 Gross
42	8	2	47.00	2.60	2.2085	105 Gross
44	8	2	55.00	3.00	2.4090	115 Gross
46	8	2	65.00	3.50	2.60	...	1.00	125 Gross
48	8	2	75.00	4.00	2.80	...	1.10	136 Gross
50	7	2	85.00	4.50	3.00	...	1.20	148 Gross
52	7	2	95.00	5.00	3.25	...	1.30	160 Gross
54	7	2	105.00	6.00	3.50	...	1.40	170 Gross
56	7	2	120.00	7.00	3.75	...	1.50	180 Gross
58	7	2	135.00	8.00	4.05	...	1.60	195 Gross
60	6	2	150.00	9.00	4.35	...	1.70	210 Gross
62	6	2	170.00	10.00	4.65	...	1.80	225 Gross
64	6	2	190.00	12.00	5.00	...	1.90	240 Gross
66	6	2	210.00	15.00	5.35	...	2.00	265 Gross
68	5	2	235.00	18.00	5.75	...	2.10	285 Gross
70	5	2	265.00	21.00	6.15	...	2.20	295 Gross
72	5	2	300.00	24.00	6.55	...	2.30	325 Gross
74	5	2	340.00	27.00	7.00	...	2.40	335 Gross
76	5	2	390.00	30.00	7.50	...	2.50	350 Gross
78	5	2	465.00	34.00	8.10	365 Gross
80	5	2	550.00	38.00	8.80	375 Gross
82	5	2	640.00	43.00	9.60	390 Gross
84	5	2	730.00	48.00	10.50	500 Gross

All saws of odd diameter, not listed, take price of next larger size listed. No extra charge for saws one gauge thicker than list. No extra charge for saws one to three gauges thinner than list; when more than three gauges thinner, add 5 per cent to list for each gauge. Circular saws 48 inches and larger, thinner than 10 gauge are not warranted. Circular saws 42 inches or less in diameter beveled one gauge without extra charge; 44 inches or larger, beveled two gauges without extra charge. Circular saws hollow ground or concaved, add for each gauge hollow ground or concaved double list for beveling. Bone, horn, and ivory saws, add 50 per cent to above list.

No extra charge for fitting these saws as it is understood that the 50 per cent advance includes fitting. When these saws are hollow ground or beveled, the 50 per cent advance is to apply only on the list price of a straight gauge saw and not to apply to the extras for hollow grinding or beveling.



ATKINS CIRCULAR SAWS

SILVER STEEL, GROUND TAPERING

ATKINS RE-SAWING OR SIDING SAWS

Diameter Inches	Gauge	Price Each	Diameter Inches	Gauge	Price Each
16	13 x 17	\$ 8.00	28	9 x 13	\$22.10
16	12 x 16	8.30	28	9 x 14	23.30
16	11 x 15	8.60	28	8 x 13	24.30
18	12 x 16	9.80	30	9 x 13	24.90
18	11 x 15	10.20	30	9 x 14	26.20
18	12 x 17	10.40	30	8 x 13	27.35
20	12 x 16	11.60	32	9 x 13	28.20
20	11 x 15	12.10	32	9 x 14	29.60
20	12 x 17	12.30	32	8 x 13	30.90
22	11 x 15	13.90	34	9 x 13	31.65
22	10 x 14	14.50	34	8 x 13	33.20
22	11 x 16	14.70	34	8 x 14	34.75
24	10 x 14	16.20	36	8 x 13	37.80
24	9 x 13	16.90	36	8 x 14	39.50
24	10 x 15	17.10	36	7 x 14	43.00
26	10 x 14	19.15	38	8 x 12	40.55
26	9 x 13	20.00	38	8 x 13	42.40
26	10 x 15	20.20	38	7 x 13	46.25

NOTE. List prices of all re-saws are figured by using solid tooth circular saw list, adding extra gauges heavy, and gauges beveling, allowing one gauge heavier than standard and one gauge beveling on saws 42 inches and less in diameter, and two gauges on saws 44 inches and over, without extra charge.

ATKINS SILVER STEEL EDGER SAWS

SOLID TOOTH


Diameter Inches	Price Each				
	8 Gauge	9 Gauge	10 Gauge	11 Gauge	12 Gauge
12	\$ 5.60	\$ 5.40	\$ 5.20	\$ 5.00	\$ 4.80
14	6.55	6.30	6.05	5.80	5.55
16	8.00	7.70	7.40	7.10	6.80
18	9.60	9.20	8.80	8.40	8.00
20	11.50	11.00	10.50	10.00	9.50
22	13.30	12.70	12.10	11.50	11.50
24	14.90	14.20	13.50	13.50	13.50

ATKINS LATHE SAWS

Diameter Inches	Gauge	Price Each	Extra for Each Additional Gauge (Heavier)	Diameter Inches	Gauge	Price Each	Extra for Each Additional Gauge (Heavier)
6	9	\$2.00	\$0.12	13	5	\$4.25
7	9	2.25	.12	13	6	4.00
8	9	2.50	.15	14	2	5.50
9	8	2.75	.15	14	3	5.25
10	7	3.00	.20	14	4	5.00
11	7	3.30	.20	14	5	4.75
12	6	3.60	.20	14	6	4.50
13	2	5.00	15	5	5.00	\$0.30
13	3	4.75	16	5	5.60	.30
13	4	4.50

ATKINS CIRCULAR MITRE SAWS

SILVER STEEL, HOLLOW GROUND



We show above several patterns of the most popular styles of teeth used in mitre saws. From these illustrations, you will be able to select and to order by number the style of tooth desired.

On account of the high quality of Silver Steel, used in these blades, they will hold their sharp cutting edges to a remarkable degree.

These saws are ground to run without set and are specially adapted for smooth cutting, as in furniture, fine cabinet work, cigar box factories, etc.

In ordering, it is important to give diameter of saw, gauge at toothed edge, gauge at hole and, if desired, the additional gauges beveling, also state whether to be made with plain or cleaner teeth. Give size of center hole, also diameter of collar on mandrel.

When ordering mitre saws specify "Mitre" and indicate by number the style of teeth as shown on this page.

We do not recommend circular mitre saws of thinner gauge than listed below.

Sectional
View
Showing
Method
of
Grinding
Above
Saws




Size Inches	Gauge at Holes	Gauge at Edge of Collar	Gauge at Teeth	Extra for Each Gauge Heavier	Extra for Each Additional Gauge Beveling	Price Each	Size Inches	Gauge at Holes	Gauge at Edge of Collar	Gauge at Teeth	Extra for Each Gauge Heavier	Extra for Each Additional Gauge Beveling	Price Each
6	17	20	17	\$0.05	\$0.18	\$4.20	14	13	16	13	\$0.25	\$0.40	\$ 9.80
8	16	19	16	.08	.22	5.40	16	13	16	13	.30	.50	11.60
10	15	18	15	.12	.28	6.70	18	12	15	12	.40	.60	13.70
12	14	17	14	.20	.35	8.30	20	12	15	12	.50	.70	16.20

Above list includes filing teeth so that saw is ready for use.



ATKINS "McKAM TOOTH" CIRCULAR SAWS

SILVER STEEL



ATKINS "McKAM TOOTH" SAW

UNEQUALLED FOR SMOOTH SAWING, RIPPING, MITREING OR CROSS CUTTING

This style of tooth is designed for use where a particularly smooth joint or edge is desired. The teeth are beveled and sharpened alternately so that glue joints may be made without planing. It does equally well in cross cutting, ripping or mitreing.

It is specially adapted for use in planing mills, furniture, moulding and picture frame factories, pattern and other shops where the finest work is to be done.

HOW TO ORDER

In ordering be particular to specify whether the saw is to be used for ripping or cross cutting or for general purposes. Also state, if possible, the character of lumber which is to be cut. For very smooth work, saws should be hollow ground, in which case it is necessary to specify the size of collar. Saws 12 to 18 inches will be made hollow ground unless otherwise ordered. Saws 20 inches and over will be ground straight and set unless specified to the contrary.

HOW TO FILE

File only the top of the tooth, being exceedingly careful to maintain the same clearance as in the new saw. Hollow ground saws are designed to run without set. Straight ground saws require much less set than is used in the ordinary saw. The set should be sprung in the tooth at least half way down.

Caution — Do not twist the tooth out of the plane of the saw blade.

Size Inches	Gauge	Number Teeth	Extra for Each Gauge Heavier than List	Extra Each Additional Gauge Beveling	List Hollow Ground or Set Tooth	Size Inches	Gauge	Number Teeth	Extra for Each Gauge Heavier than List	Extra Each Additional Gauge Beveling	List Hollow Ground or Set Tooth
12	12x15	48	\$0.20	\$0.35	\$ 8.70	50	6x9	172	\$ 5.00	\$ 3.00	\$108.00
14	12x15	58	.25	.40	10.05	52	6x9	...	5.50	3.25	119.00
16	12x15	64	.30	.50	11.90	54	6x9	...	6.00	3.50	131.00
18	11x14	76	.40	.60	14.10	56	6x9	...	7.00	3.75	147.50
20	10x14	84	.50	.70	17.20	58	6x9	...	8.00	4.05	164.50
22	10x14	92	.60	.80	19.60	60	6x9	...	9.00	4.35	181.50
24	10x14	100	.70	.90	22.00	62	6x9	...	10.00	4.65	203.50
26	9x12	108	.85	1.05	25.00	64	6x9	...	12.00	5.00	226.00
28	9x12	116	1.25	1.20	28.00	66	6x9	...	15.00	5.35	248.50
30	9x12	116	1.50	1.30	31.00	68	5x8	...	18.00	5.75	276.00
32	8x11	124	1.75	1.40	33.50	70	5x8	...	21.00	6.15	309.00
34	7x10	130	2.00	1.55	37.00	72	5x8	...	24.00	6.55	346.50
36	7x10	140	2.25	1.70	39.50	74	5x8	...	27.00	7.00	389.50
38	7x10	140	2.50	1.85	43.00	76	5x8	...	30.00	7.50	443.00
40	7x10	150	2.75	2.00	50.00	78	5x8	...	34.00	8.10	522.00
42	7x10	150	3.00	2.20	57.50	80	5x8	...	38.00	8.80	611.50
44	7x10	160	3.25	2.40	67.50	82	5x8	...	43.00	9.60	706.50
46	7x10	160	3.50	2.60	81.50	84	5x8	...	48.00	10.50	802.50
48	6x 9	182	4.50	2.80	100.00

Sizes 38 to 46, inclusive, are for rip saws only. For ripping and cut-off general purpose saws add 2 additional teeth. For cutting off only, add 14 to 16 teeth, according to diameter of saw.



ATKINS SHINGLE AND HEADING SAWS

SILVER STEEL, PATENT TAPER GROUND

On account of the exceedingly thin gauge on the toothed edge of shingle and heading saws, it is necessary to use a very fine grade of steel. Silver Steel is the best for this purpose because of its unusual edge and tension holding qualities.

The standard shingle saw is from 7 to 9 gauge at the center and from 16 to 19 gauge on the toothed edge. Heading saws are usually from 5 to 7 gauge at the center and from 14 to 16 gauge on the rim.

Atkins Silver Steel Shingle and Heading Saws are analyzed in our laboratory and the proper heat treatment prescribed, based upon this analysis. Our gas furnaces insure a uniform temper which together with our patented mechanical devices eliminates the possibility of hard or soft spots or any unevenness of temper.

All Atkins Silver Steel Shingle and Heading Saws are ground flat on the rim. This renders it unnecessary to regrind them for a considerable time and insures the full benefit of the set.

WHEN ORDERING SHINGLE AND HEADING SAWS, GIVE FOLLOWING SPECIFICATIONS

Diameter of saw (in inches). Thickness or gauge at center and rim. Number of teeth. Right or left hand. Speed.

If you wish us to furnish the flange also, give maker's name of machine, or send full and correct metal template of old flange, showing size and location of holes.

If you have flange and we are to furnish the saw only, send it to us that we may fit it to the saw, or if you cannot send it, send template of holes and sample of screw by which to drill and countersink saw.

Diameter.....inches	30	32	34	36	38	40	42	44
Price.....each	\$32.00	\$35.00	\$38.00	\$42.00	\$47.00	\$53.00	\$65.00	\$72.00
Diameter.....inches	46	48	50	52	54	56	58	60
Price.....each	\$85.00	\$100.00	\$115.00	\$135.00	\$155.00	\$175.00	\$195.00	\$215.00

Above list is for saws beveled not more than eight gauges, and with thickness at center of same gauge as shown in solid tooth circular saw list for saws of same diameter, but one gauge thicker is allowed without extra charge.

For any additional thickness or beveling, add for each gauge thicker or gauge beveling as per solid tooth circular saw list.


ATKINS COLLARS FOR ANY MAKE SHINGLE, HEADING OR RE-SAWS

Size.....inches	18	19	20	21½	22	24	25	26	30
Price.....each	\$23.95	\$25.25	\$26.60	\$28.60	\$29.25	\$31.90	\$33.25	\$34.60	\$40.00

Intermediate sizes take the next higher list.



ATKINS SHINGLE AND HEADING SAWS

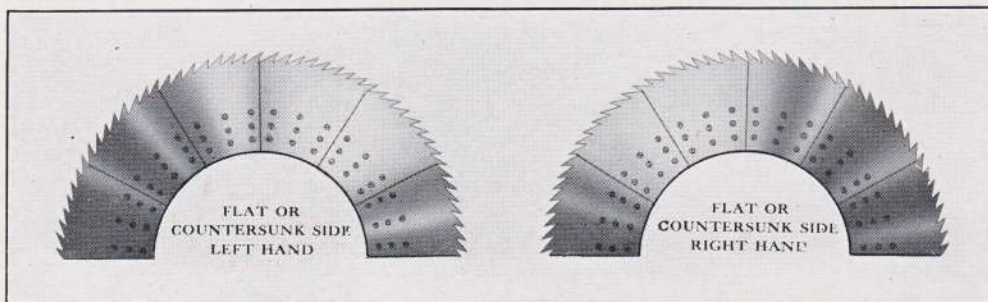


Left Hand Right Hand
SILVER STEEL, TAPER GROUND AND GAS TEMPERED (SEE FOLLOWING PAGE)



ATKINS SEGMENT VENEER SAWS

SILVER STEEL



When ordering segments give gauge or thickness at butt, gauge or thickness at edge, depth of bevel, diameter of saw that segments are to form, number of segments in saw, depth of segments, number of teeth in each segment, sample of screw by which to drill and countersink flat or countersunk side, and direction in which teeth run. (See engraving.)

In ordering for a flange that has been drilled, send a sheet iron or tin template, or a correct tracing showing holes and other particulars, or preferably one of the old segments giving the depth they originally were.

PRICE PER FOOT IN DIAMETER OF SAW

		19 Gauge and Thinner	18 Gauge and Thicker
12 inches deep, 5 gauge.....	Veneer Saws	\$22.40	Re-Saws \$18.95
12 inches deep, 6 gauge.....	Veneer Saws	21.40	Re-Saws 18.10
12 inches deep, 7 gauge.....	Veneer Saws	20.40	Re-Saws 17.25
12 inches deep, 8 gauge.....	Veneer Saws	19.10	Re-Saws 16.15
12 inches deep, 9 gauge.....	Veneer Saws	18.45	Re-Saws 15.60
12 inches deep, 10 gauge.....	Veneer Saws	17.80	Re-Saws 15.00

Add 5 per cent for each additional inch in depth.

Deduct 5 per cent for each inch under 12 inches in depth.

RATES FOR REPAIRING SEGMENT SAWS

Per Foot in Diameter		Per Foot in Diameter	
Grinding first and second gauge.....	\$2.50	Gumming.....	\$0.80
Grinding each additional gauge.....	.56	Re-toothing and hammering.....	2.20
Hammering.....	.95		

COLLARS FOR SEGMENT VENEER AND RE-SAWS

NET PRICE FOR SEGMENT RE-SAW COLLAR COMPLETE

Consisting of cast iron flange and steel rim collar fitted to segments; including screws and coppers.

Dia. Collars Inches	Net Prices Fitted	Dia. Collars Inches	Net Prices Fitted	Dia. Collars Inches	Net Prices Fitted	Dia. Collars Inches	Net Prices Fitted
14	\$17.50	20	\$25.00	26	\$36.00	32	\$52.00
16	20.00	22	28.00	28	40.00	34	60.00
18	22.50	24	32.00	30	45.00

Veneer saw flanges two-thirds of above prices.

NET PRICES FOR FITTING SEGMENTS TO OLD COLLARS—INCLUDING SCREWS AND COPPERS


Dia. Collars Inches	Net Prices	Dia. Collars Inches	Net Prices	Dia. Collars Inches	Net Prices	Dia. Collars Inches	Net Prices
14	\$5.00	20	\$ 8.00	26	\$11.00	32	\$14.00
16	6.00	22	9.00	28	12.00	34	15.00
18	7.00	24	10.00	30	13.00

When new collars of any special style different from our standard patterns are required, we charge for the pattern at actual cost; this will average from \$1.50 to \$2.50, according to the size.

Extra coppers 75 cents per dozen. Extra screws 20 cents per dozen.

ATKINS GROOVER OR DADO HEADS

HUTHER'S PATTERNS



These dado heads have a capacity for cutting any width of groove from $\frac{1}{8}$ to 4 inches and can be made with an even greater capacity. They are made in six different combination sets as listed below. No. 6 set will cut any groove from $\frac{1}{8}$ to 2 inches, No. 5 from $\frac{1}{8}$ to $1\frac{1}{2}$ inches, etc. The complete sets consist of two outside saws, each of which is a groover in itself. These are furnished with as many inside cutters as the width of the groove requires. The inside cutters are made from $\frac{1}{16}$ to $\frac{1}{4}$ inch thick. The outside cutters are $\frac{1}{8}$ to $\frac{1}{4}$ inch thick. It will cut a perfect groove, either with or across the grain and makes an exceedingly smooth, even cut.

The groovers are arranged in sets, as follows: **No. 1 set**, cutting grooves, $\frac{1}{8}$, $\frac{1}{4}$, $\frac{3}{8}$. **No. 2 set**, cutting grooves, $\frac{1}{8}$, $\frac{1}{4}$, $\frac{3}{8}$, $\frac{1}{2}$, $\frac{5}{8}$. **No. 3 set**, cutting grooves, $\frac{1}{8}$, $\frac{1}{4}$, $\frac{5}{16}$, $\frac{3}{8}$, $\frac{1}{2}$, $\frac{9}{16}$, $\frac{5}{8}$, $\frac{11}{16}$, $\frac{3}{4}$. **No. 4 set**, cutting grooves, $\frac{1}{8}$, $\frac{1}{4}$, $\frac{5}{16}$, $\frac{3}{8}$, $\frac{1}{2}$, $\frac{9}{16}$, $\frac{5}{8}$, $\frac{11}{16}$, $\frac{3}{4}$, $\frac{13}{16}$, $\frac{7}{8}$, 1 , $1\frac{1}{16}$, $1\frac{1}{8}$, $1\frac{1}{4}$, $1\frac{1}{2}$, $1\frac{3}{4}$, $1\frac{7}{8}$, $1\frac{15}{16}$. **No. 5 set**, cutting grooves, $\frac{1}{8}$, $\frac{1}{4}$, $\frac{5}{16}$, $\frac{3}{8}$, $\frac{1}{2}$, $\frac{9}{16}$, $\frac{5}{8}$, $\frac{11}{16}$, $\frac{3}{4}$, $\frac{13}{16}$, $\frac{7}{8}$, 1 , $1\frac{1}{16}$, $1\frac{1}{8}$, $1\frac{1}{4}$, $1\frac{1}{2}$, $1\frac{3}{4}$, $1\frac{7}{8}$, $1\frac{15}{16}$. **No. 6 set**, cutting grooves, $\frac{1}{8}$, $\frac{1}{4}$, $\frac{5}{16}$, $\frac{3}{8}$, $\frac{1}{2}$, $\frac{9}{16}$, $\frac{5}{8}$, $\frac{11}{16}$, $\frac{3}{4}$, $\frac{13}{16}$, $\frac{7}{8}$, 1 , $1\frac{1}{16}$, $1\frac{1}{8}$, $1\frac{1}{4}$, $1\frac{1}{2}$, $1\frac{3}{4}$, $1\frac{7}{8}$, $1\frac{15}{16}$. **No. 7 set**, cutting grooves, $\frac{1}{8}$ to 3 inches wide. **No. 8 set**, cutting grooves, $\frac{1}{8}$ to 4 inches wide.

PRICE EACH, NET

No. of Set	6	7	8	9	10	11	12	14	16	18	20
1	\$ 6.90	\$ 7.90	\$ 8.90	\$ 9.90	\$11.40	\$13.00	\$15.10	\$17.80	\$20.70	\$22.30	\$25.70
2	8.30	9.40	10.50	11.60	13.20	14.90	17.20	20.40	23.90	25.90	30.20
3	9.95	11.20	12.50	13.80	15.60	17.50	20.00	23.60	27.40	30.00	35.00
4	11.35	12.70	14.10	15.50	17.40	19.40	22.10	26.20	30.60	33.60	39.50
5	14.15	15.70	17.30	18.90	21.00	23.20	26.30	31.40	37.00	40.80	48.50
6	16.95	18.70	20.50	22.30	24.60	27.00	30.50	36.60	43.40	48.00	57.50
7	22.55	24.70	26.90	29.10	31.80	34.60	38.90	47.00	56.20	62.40	75.50
8	28.15	30.70	33.30	35.90	39.00	42.20	47.30	57.40	69.00	76.00	93.50

In ordering, please state the number of set, or greatest width of groove to be cut, diameter and the size hole wanted. Extra Inside Cutters can be had at any time. See list.

INSIDE CUTTERS

OUTSIDE CUTTERS AND SOLID GROOVING SAWS, OF SAME PATTERN

Price, Each				Price, Each							
Dia. Inches	Thickness			Dia. Inches	Thickness						
	$\frac{1}{16}$	$\frac{1}{8}$	$\frac{1}{4}$ or $\frac{1}{2}$		$\frac{1}{8}$	$\frac{1}{4}$	$\frac{3}{8}$	$\frac{1}{2}$	$\frac{3}{4}$	1	
5	\$0.55	\$0.90	\$1.20	5	\$2.50	\$ 3.00	\$ 4.25	\$ 5.50	\$ 6.90	\$ 7.90	\$ 8.90
6	.65	1.00	1.40	6	2.95	3.50	5.00	6.50	7.90	8.90	9.90
7	.70	1.10	1.50	7	3.40	4.00	5.75	7.50	8.90	9.90	11.20
8	.80	1.20	1.60	8	3.85	4.75	6.75	8.70	9.90	10.90	12.50
9	.90	1.30	1.70	9	4.30	5.50	7.75	10.00	11.00	12.00	13.80
10	1.00	1.40	1.80	10	5.00	6.25	8.25	11.50	12.50	13.75	15.60
11	1.10	1.50	1.90	11	5.75	7.50	9.75	13.00	14.00	15.25	17.50
12	1.20	1.60	2.10	12	6.75	8.25	12.00	14.50	16.10	17.50	20.00
14	1.40	1.80	2.60	14	8.00	9.00	15.00	16.00	18.80	20.30	23.60
16	1.60	1.90	3.20	16	9.40	10.00	18.00	20.00	21.70	23.50	27.40
18	1.80	2.30	3.60								
20	2.10	2.70	4.50								



ATKINS SPECIALTIES



Atkins Slitter Knives

ATKINS SLITTER KNIVES OR CUTTERS

Atkins Slitter Knives or Cutters are made from a very high-grade fine quality of special tool steel. They are carefully tempered to meet the necessary requirements of the user. In the grinding treatment we use the most improved scientific machinery, thereby securing an extremely accurate finish throughout.

Prices quoted on application.

ATKINS EXCELSIOR SPURS

We manufacture Excelsior Spurs of exceptionally high quality at the following list prices:

6 x $\frac{3}{8}$, 16 or 18 gauge.....	per pound	\$0.80
For each gauge lighter than 19 gauge, add.....	per pound	.04
Special spurs, $3\frac{1}{2}$ x $\frac{3}{16}$ x 17 gauge, beveled both sides of sharp edge.....	per pound	2.50
Dividers 16 to 18 gauge.....	per pound	.60

ATKINS SILVER STEEL GROOVING SAWS

Diameter Inches	Thickness, Inches								
	$\frac{1}{8}$	$\frac{3}{16}$	$\frac{1}{4}$	$\frac{5}{16}$	$\frac{3}{8}$	$\frac{7}{16}$	$\frac{1}{2}$	$\frac{5}{8}$	$\frac{3}{4}$
3	\$1.60	\$2.20	\$4.00	\$4.60	\$5.20	\$5.80	\$6.40	\$7.50	\$8.50
4	1.80	2.50	4.80	5.50	6.20	6.80	7.60	8.80	10.00
5	2.00	2.80	5.60	6.40	7.20	8.00	8.80	10.20	12.00
6	2.30	3.20	6.40	7.30	8.20	9.10	10.00	11.60	14.00
7	2.70	3.70	7.20	8.20	9.20	10.20	11.20	13.20	16.00
8	3.20	4.30	8.00	9.20	10.40	11.60	12.70	15.00	18.00
9	3.80	5.00	9.00	10.30	11.60	12.90	14.30	16.80	20.00
10	4.40	5.80	10.00	11.40	12.90	14.40	15.90	18.80	22.00
11	5.00	6.70	11.00	12.60	14.20	15.90	17.60	20.80	24.00
12	5.70	7.70	12.00	13.80	15.60	17.40	19.20	23.00	26.00
14	7.00	9.80	14.00	16.00	18.00	20.00	22.00	26.00	30.00
16	8.40	12.00	16.00	18.30	20.60	22.90	25.20	30.00	35.00
Space Teeth	$\frac{3}{4}$ in.	1 in.	1 in.	$1\frac{1}{4}$ in.	$1\frac{1}{2}$ in.	$1\frac{3}{4}$ in.	2 in.	2 in.	2 in.

Beveled grooving saws, add 10 per cent to above prices. Grooving saws with teeth shaped and backed off, add 50 per cent to above prices. Special grooving saws made to order, special prices.



ATKINS WABBLE SAWS

SILVER STEEL

In the manufacture of all articles with rounded edges, of peculiar shape similar to the suggestions given in the accompanying illustration, the wabble saw is invaluable. It is also used for grooving.

Prospective users are requested to send us samples of the work to be done so that we may determine whether or not the wabble saw is adapted for the purpose intended.

It can be made for use on shaper spindles to meet almost any requirement and does work better and often cheaper than by any other process. In many cases shaping with the band saw can be eliminated, thus saving one operation. In ordering wabble saws, it is important in the case of grooving, to give the width of groove. When rounded edges are to be made, specify the amount of wabble desired. State also the diameter and thickness.

If more than one saw is to be used, give the distance over all, also whether saws only or saws with collars are to be used. If saws only, send accurate pattern of all holes. If ordered with collars, it is best to have independent collars with each saw, so that when the saw wears down, spacers can be placed between them to maintain the original width of cut.

PRICES, SAWS WITH COLLARS

$\frac{1}{4}$ inch thick

Diameter	Price
5 inches.....	\$16.30
6 inches.....	17.20
7 inches.....	18.40
8 inches.....	19.60
9 inches.....	20.80
10 inches.....	22.00

PRICES, SAWS ONLY

$\frac{1}{4}$ inch thick


Diameter	Price
5 inches.....	\$ 6.30
6 inches.....	7.20
7 inches.....	8.40
8 inches.....	9.60
9 inches.....	10.80
10 inches.....	12.00

Special saws at special prices. In ordering be sure to send old collars.


The accompanying illustrations are a few samples of the great range of work that can be done with the Atkins Wabble Saw.



Wabble Saw

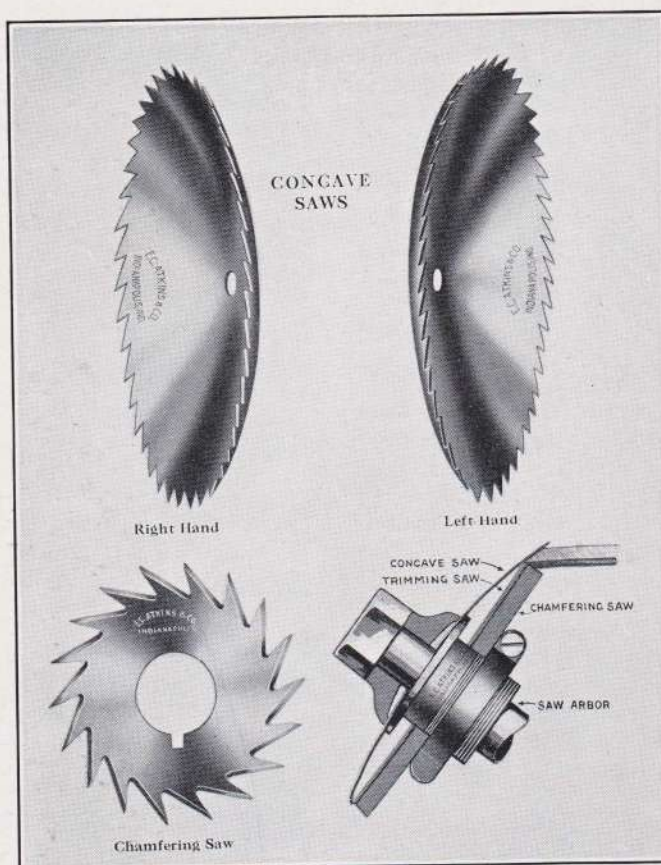


Wabble Saw with Collar



Some Samples of Work Done

CONCAVE, CHAMFERING AND TRIMMING SAWS



Diameter Inches	Gauge	Price Each	Price, Each Additional Gauge, Extra	Diameter Inches	Gauge	Price Each	Price, Each Additional Gauge, Extra
4	16	\$2.30	\$0.05	11	14	\$ 5.40	\$0.16
5	16	2.40	.05	12	14	6.20	.20
6	16	2.50	.05	14	13	7.60	.25
7	15	2.90	.06	16	13	9.50	.30
8	15	3.30	.08	18	12	11.30	.40
9	15	3.80	.10	20	12	14.20	.50
10	14	4.60	.12

Saws concaved to a smaller circle than 16 inches, extra net price as follows:

Circle Inches	Price per Saw	Circle Inches	Price per Saw	Circle Inches	Price per Saw	Circle Inches	Price per Saw	Circle Inches	Price per Saw
6	\$1.17	8	\$0.83	10	\$0.58	12	\$0.50	14	\$0.75
6½	1.17	8½	.83	10½	.58	12½	.50	14½	.75
7	1.00	9	.67	11	.67	13	.58	15	.50
7½	1.00	9½	.67	11½	.67	13½	.58	15½	.50

Extra sizes made to order. The above lists Concave Saws only.

ATKINS SPECIAL CIRCULAR SAWS

ATKINS SILVER STEEL CIRCULAR KNIVES

FOR CUTTING CORK, LEATHER, PAPER, CLOTH, ETC.

In ordering please give these specifications:

1. Diameter.
2. Gauge.
3. Size of hole.
4. Width of bevel.
5. Beveled on one or both sides.

NOTE—We allow two gauges heavier than listed without extra charge. Add 5 per cent for each additional gauge.

This list is for knives made of Silver Steel with a bevel not over 1 inch in width.

Diameter of Knives, Inches	Thickness Inches	Price per Inch in Diameter
10 and under.....	$\frac{3}{32}$	\$0.45
Over 10 to 12.....	$\frac{1}{8}$.50
Over 12 to 14.....	$\frac{1}{8}$.63
Over 14 to 16.....	$\frac{1}{8}$.63
Over 16 to 18.....	$\frac{5}{32}$.69
Over 18 to 20.....	$\frac{3}{16}$.75
Over 20 to 22.....	$\frac{3}{16}$.82
Over 22 to 24.....	$\frac{3}{16}$.88
Over 24 to 26.....	$\frac{1}{2}$	1.00
Over 26 to 28.....	$\frac{1}{2}$	1.00
Over 28 to 30.....	$\frac{1}{2}$	1.06
Over 30 to 32.....	$\frac{1}{2}$	1.19
Over 32 to 34.....	$\frac{1}{4}$	1.32
Over 34 to 36.....	$\frac{1}{4}$	1.50

On Knives heavier than list, add 5% for each additional gauge.

We make special cutters for all purposes. Prices quoted on application.

ATKINS LOCK CORNER BOX CUTTERS

Prices quoted on application.


ATKINS SPECIAL HEADING CUTTERS

SOLID OR INSERTED TEETH

We make a feature of special heading cutters used in connection with concave saws. Made of High-Grade Silver Steel according to individual specifications. Write us for further information and quotations.

Be sure to give the following information: Thickness, size hole, diameter of convex side, diameter of concave side, radius of circle, diameter of countersunk head, depth of countersunk head, turn to right or left, tempered low for filing, tempered medium for filing, tempered high for grinding.


For list on grooving saws see page 34.




Circular Knife



Lock Corner Box Cutter



Heading Cutter



Grooving Saw

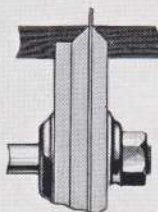

ATKINS SPECIAL TOOTH SOLID PLATE GROOVING SAWS



Special Tooth Solid Plate Grooving Saws



Special Matcher Cutters




Special Groovers



Groover with Bevel Face Shear Tooth Saw

LOCK CORNER CUTTERS Two and Five Tooth



Groover with Saw



Lock Corner Cutters

Made of Silver Steel—Atkins exclusive formula. Carefully tempered, ground and polished. These saws are recommended for smooth grooving, either with or across the grain.

Net Price Special Tooth Solid Plate Grooving Saws

Diam. In.	$\frac{1}{8}$	$\frac{3}{16}$	$\frac{1}{4}$	$\frac{5}{16}$
5.....	\$2.50	\$3.00	\$4.25	\$5.50
6.....	2.95	3.50	5.00	6.50
7.....	3.40	4.00	5.75	7.50
8.....	3.85	4.75	6.75	8.70
9.....	4.30	5.50	7.75	10.00
10.....	5.00	6.25	8.25	11.50
11.....	5.75	7.50	9.75	13.00
12.....	6.75	8.25	12.00	14.50
14.....	8.00	9.00	15.00	16.00
16.....	9.40	10.00	18.00	20.00

Diam. In.	$\frac{3}{8}$	$\frac{7}{16}$	$\frac{1}{2}$
5.....	\$6.90	\$7.90	\$8.90
6.....	7.90	8.90	9.90
7.....	8.90	9.90	11.20
8.....	9.90	10.90	12.50
9.....	11.00	12.00	13.80
10.....	12.50	13.75	15.60
11.....	14.00	15.25	17.50
12.....	16.10	17.50	20.00
14.....	18.80	20.30	23.60
16.....	21.70	23.50	27.40

For cutting grooves over $\frac{1}{4}$ inch wide, or a combination of different widths, see list on Dado Heads, page 33. Prices on diameters and widths other than above quoted on application.

ATKINS SPECIAL MATCHER CUTTERS

We make special cutters for cutting wedge-shape tongue and groove, used for matching stock for silos, tanks, etc. Prices quoted on application.

ATKINS SPECIAL GROOVERS

For cutting step mitres, using our groovers in connection with circular Cross Cut Saw. Price on application.

ATKINS COMBINATION GROOVER AND BEVEL FACE SHEAR TOOTH SAW

The fifth cut on left shows how stock can be cut and both ends finished at one operation to form a special joint. For square porch columns, etc. Price quoted on application.

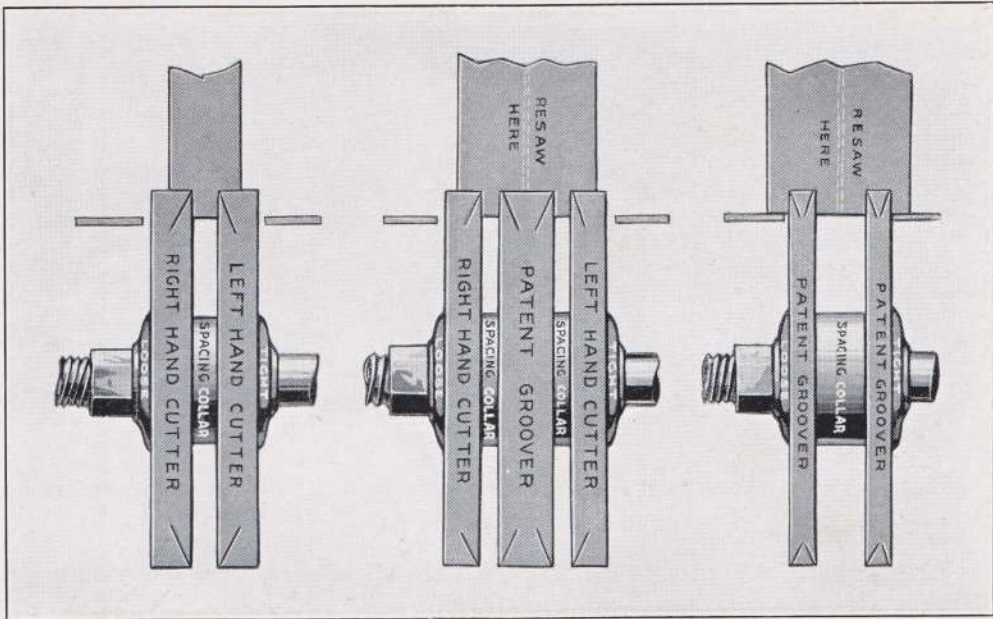
ATKINS LOCK CORNER CUTTERS

TWO AND FIVE TOOTH

These cutters are made from Atkins Silver Steel, the best in the world. We make Lock Corner Cutters for the regular Lock Corner or Dovetail Machines, in sizes from $3\frac{1}{2}$ inches to 12 inches in diameter; teeth vary to suit requirements. Prices furnished upon receipt of specifications.

ATKINS BOX BOARD MATCHER CUTTERS

FOR DOUBLE AND SINGLE MATCHING — SILVER STEEL



This Shows Process of Cutting Tongue for Single Matching.

Showing Process of Cutting Tongues for Double Matching.

Process of Cutting Grooves for Double Matching.

CAN BE USED ON ANY CIRCULAR SAW ARBOR

Atkins Matcher Cutters for matching box boards or short pieces are excellent where it is desired to do the work on an ordinary saw arbor or on a machine designed for matching.

The Tongue Cutters are made in pairs, one right-hand and one left-hand. A Spacing Collar is used between these cutters to form tongue, and when necessary to joint the top of the tongue we can furnish a Jointer Cutter which acts as jointer and spacer combined.

For Groove Cutters we furnish Atkins Tooth Cutters. These cutters will make a perfectly smooth cut and work equally well in knotty or cross grained stock. Jointer cutters can also be used in connection with groove cutter.

In ordering Matcher Cutters state the width of stock to be cut, width of the groove and whether cutters are for single or double matching; also whether Jointing Cutters or Spacing Collars are to be furnished. Diameter of cutters and size of hole.

PRICE LIST OF MATCHER CUTTERS PER PAIR

6" x $\frac{1}{8}$ ".....\$ 5.90	6" x $\frac{3}{16}$ ".....\$ 7.00	6" x $\frac{1}{4}$ ".....\$10.00	6" x $\frac{5}{16}$ ".....\$13.00
6" x $\frac{3}{8}$ "..... 15.80	6" x $\frac{1}{2}$ "..... 19.80	7" x $\frac{1}{8}$ "..... 6.80	7" x $\frac{3}{16}$ "..... 8.00
7" x $\frac{1}{4}$ "..... 11.50	7" x $\frac{5}{16}$ "..... 15.00	7" x $\frac{3}{8}$ "..... 17.80	7" x $\frac{1}{2}$ "..... 22.40

For list of Groovers, see page 34. Jointing Cutters, see list of common Grooving Saws, page 35.

Spacing Collars, 3" Diameter, $\frac{1}{8}$ " thick, 50c net.


Spacing Collars, 3" Diameter, $\frac{3}{16}$ " or $\frac{1}{4}$ " thick, 60c net.

Spacing Collars, 3" Diameter, $\frac{3}{8}$ " thick, \$1.00 net.

Spacing Collars, 3" Diameter, $\frac{1}{2}$ " thick, \$1.25 net.

ATKINS INSERTED TOOTH SAWS

SILVER STEEL



There are many important features in connection with inserted tooth saws other than the diameter and gauge and shape of tooth.

The quality of steel used in the bits and holders is of the utmost importance and the heat treatment and shaping processes determine the real merits of the saw.

Atkins Holders, being made of a special alloy steel, possess the highest degree of wearing qualities as well as proper spring to hold the teeth firmly in place. They stand the enormous pressure to which they are subjected without the likelihood of becoming loose in the sockets, or breaking from undue strain.

Atkins Bits or Teeth are made from a high-grade alloy steel of another and entirely different formula which takes a high temper, combining both great strength and edge holding qualities.

Both bits and holders are drop forged by special machinery designed for that purpose. The advantage of using this process becomes apparent when you consider the greater density which it imparts.

The hardening and tempering of all bits is prescribed in our chemical laboratory after a careful analysis of the bars. This determines first the accuracy of the alloy and secondly the proper heat treatment to which it must be subjected.

The ovens used in this process have been greatly improved and differ materially from all others. They are equipped with most delicate instruments and are sensitive to the highest degree, so that Atkins Bits and Holders are as perfectly tempered as a watch spring or the finest razor blade.

In the plates, we use the same High-Grade Silver Steel as in all Atkins Solid Tooth Circular Saws. This is a most important feature as it insures the tension holding quality, thus saving a large re-fitting and re-hammering expense. This is another feature that it would be well to remember in considering the first cost of an inserted tooth saw.



ATKINS INSERTED TOOTH SAWS

SILVER STEEL

In designing Atkins Bits and Holders, special attention has been given to their shape, in order to provide for each size that accuracy of cutting angle which insures the lightest running blade, combined with maximum wear. We have been successful in designing teeth which readily discharge the dust and chips without carrying them back into the kerf to cause undue heat on the rim of the saw.

We have taken into consideration the requirements of Winter sawing where the shape of bit and style of holder determine the merit of the saw to a large degree.

We show here the most popular styles of bits and holders now in use in Atkins Inserted Tooth Saws. We are prepared to furnish bits and holders for other makes of saws. In placing order for new saw, give diameter of blade, gauge, style, whether right or left hand and number of teeth wanted. See page 23.

While it may be true that an Atkins Inserted Tooth Saw with Silver Steel Blade may cost more in the first place, it will be found much cheaper in the long run, thus proving a decided economy.

In re-ordering bits and holders specify style wanted. Number and gauges clearly stamped on each bit and holder. Otherwise send samples.


Diameter, Inches	Gauge at Rim	Standard Number of Teeth No. 2 1/2	Greatest Number of Teeth that can be put in a Saw No. 2 1/2	Standard Number of Teeth Nos. 3 and 30	Greatest Number of Teeth that can be put in a Saw Nos. 3 and 30	Size Hole, Inches	Price Each, No. 2 1/2	Price Each, Nos. 3 and 30	Extra for Each Additional Gauge Heavier	Price for Beveling New Saws per Gauge
10	12	10	10	1 ..	\$15.15
12	11	12	12	1 1/8	19.50	\$ 0.20	\$0.35
14	10	14	14	1 1/8	23.0025	.40
16	10	16	16	12	12	1 1/8	27.00	\$27.00	.30	.50
18	10	18	20	14	14	1 1/4	31.00	30.00	.40	.60
20	9	20	22	14	16	1 5/8	36.00	34.00	.50	.70
22	9	22	24	16	18	1 5/8	42.00	38.50	.60	.80
24	9	24	26	18	18	1 3/8	46.00	42.00	.70	.90
26	9	26	28	18	20	1 3/8	52.00	46.00	.85	1.05
28	9	28	30	18	22	1 1/2	56.00	50.00	1.00	1.20
30	9	30	32	20	24	1 1/2	60.00	54.00	1.15	1.30
32	8	32	34	22	26	1 5/8	68.00	61.00	1.30	1.40
34	8	36	36	22	28	1 5/8	75.00	66.00	1.50	1.55
36	8	38	38	24	30	1 5/8	85.00	72.00	1.80	1.70
38	8	40	42	24	32	1 5/8	95.00	78.00	2.00	1.85
40	8	42	44	26	34	2	105.00	84.00	2.30	2.00
42	8	44	46	28	36	2	115.00	94.00	2.60	2.20
44	8	46	50	30	38	2	125.00	102.00	3.00	2.40
46	8	48	52	32	40	2	135.00	110.00	3.50	2.60
48	8	50	54	34	42	2	148.00	120.00	4.00	2.80
50	8	52	56	36	44	2	162.00	134.00	4.50	3.00
52	7	56	60	38	44	2	178.00	156.00	5.00	3.25
54	7	58	62	40	46	2	198.00	174.00	6.00	3.50
56	7	60	64	42	48	2	210.00	194.00	7.00	3.75
58	7	62	66	44	50	2	230.00	212.00	8.00	4.05
60	7	64	70	46	52	2	258.00	230.00	9.00	4.35
62	6	66	74	48	54	2	280.00	260.00	10.00	4.65
64	6	68	76	48	56	2	310.00	290.00	12.00	5.00
66	6	72	78	50	58	2	340.00	320.00	15.00	5.35
68	6	76	80	52	60	2	380.00	350.00	18.00	5.75
70	6	78	82	54	62	2	420.00	380.00	21.00	6.15
72	6	80	84	56	64	2	460.00	420.00	24.00	6.55

Bits or teeth \$4.50 per hundred, net. Holders or shanks \$0.40 each, net. One extra set of teeth or bits given with each saw. Also two holders or shanks with saws 40 inches in diameter and under and three with saws over 40 inches in diameter.

WRENCHES. No. 2 1/2, each, \$0.60. No. 3, each, \$0.60. No. 3 teeth are made regular and short holder patterns. One wrench given with saw or set of saws.


ATKINS INSERTED TOOTH SAWS

SILVER STEEL



ATKINS INSERTED TOOTH SAWS

SILVER STEEL





ATKINS INSERTED TOOTH SAWS

SILVER STEEL

We have recently improved the style of Atkins Bits which increases their cutting capacity and life very considerably.

No. 3 style of tooth is in more general use than any other and meets the ordinary requirements.

No. 2½ is of medium size and suitable for saws for high feed mills where a large number of teeth are necessary, and for small saws in light gauges.

No. 30 is an especially strong tooth for heavy duty.

Nos. 4 and 5 are extremely heavy, large patterns and are used extensively on the west coast. They are also used in top saws.

Nos. 4 AND 5 SAWS

Diameter, Inches	Thickness Gauge at Rim No. 4	Thickness Gauge at Rim No. 5	Standard Number of Teeth No. 4	Greatest Number of Teeth that can be put in Saw No. 4	Standard Number of Teeth No. 5	Greatest Number of Teeth that can be put in Saw No. 5	Size Hole, Inches	Price, Each	Extra for Each Additional Gauge Heavier	Price for Beveling New Saws per Gauge
22	9	8	12	14	10	12	1½	\$ 38.50	\$ 0.60	\$0.80
24	9	8	14	16	12	14	1¾	42.00	.70	.90
26	9	8	14	16	12	14	1¾	46.00	.85	1.05
28	9	8	16	18	14	14	1¾	50.00	1.00	1.20
30	9	8	16	20	14	18	1¾	54.00	1.15	1.30
32	8	8	18	22	16	20	1¾	61.00	1.30	1.40
34	8	8	20	24	18	20	1¾	66.00	1.50	1.55
36	8	8	20	26	18	22	1¾	72.00	1.80	1.70
38	8	8	22	28	20	22	1¾	78.00	2.00	1.85
40	8	7	24	30	20	24	2	84.00	2.30	2.00
42	8	7	26	32	22	26	2	94.00	2.60	2.20
44	8	7	26	34	24	26	2	102.00	3.00	2.40
46	8	7	28	36	26	28	2	110.00	3.50	2.60
48	8	7	30	36	26	28	2	120.00	4.00	2.80
50	8	7	32	38	28	30	2	134.00	4.50	3.00
52	7	6	34	40	30	32	2	156.00	5.00	3.25
54	7	6	36	42	30	32	2	174.00	6.00	3.50
56	7	6	36	42	32	34	2	194.00	7.00	3.75
58	7	6	38	44	34	36	2	212.00	8.00	4.05
60	7	6	40	46	34	36	2	230.00	9.00	4.35
62	6	6	42	48	36	38	2	260.00	10.00	4.65
64	6	5	42	50	36	38	2	290.00	12.00	5.00
66	6	5	44	52	38	40	2	320.00	15.00	5.35
68	6	5	44	54	38	40	2	350.00	18.00	5.75
70	6	5	46	54	42	44	2	380.00	21.00	6.15
72	6	5	48	56	42	44	2	420.00	24.00	6.55

One extra set of teeth or bits, given with each saw. One wrench given with saw. Also two holders or shanks with saws 40 inches in diameter and under and three with saws over 40 inches in diameter.

No. 4 Teeth.....per hundred \$4.75 Net
 No. 4 Holders.....each .45 Net
 No. 4 Wrenches.....each .70 Net

No. 5 Teeth.....per hundred \$5.00 Net
 No. 5 Holders.....each .50 Net
 No. 5 Wrenches.....each .70 Net


ROSCER BITS

These bits are made for both 3 and 5 gauge saws. The point of 3 gauge tooth is ⅞ of an inch wide and of 5 gauge, ¾ of an inch wide. In ordering, specify whether 3 or 5 gauge is desired.



ATKINS INSERTED TOOTH SAWS

SILVER STEEL



ATKINS RIFT SAWS

Atkins Silver Steel Rift Saws are usually furnished with No. 3 bits and holders unless otherwise ordered. One set of teeth or bits and two holders or shanks furnished with each saw. One wrench given with each saw or set of saws.

When specified, rift saws can be made with two teeth on each projection or arm.

The standard is 8 gauge but can be supplied in either 9 or 10 gauge.

In ordering, be particular to send template of holes.

Diameter. inches	14	16	18	20	22	24	26	28	30
Gauge.	8	8	8	8	8	8	8	8	8
Four Teeth. each	\$15.00	\$17.00	\$19.00	\$21.00	\$23.00	\$26.00	\$28.50	\$31.50	\$35.50
Six Teeth. each	18.00	20.00	22.00	24.00	26.00	29.00	31.50	34.50	38.50

Duplicate No. 3 teeth, \$4.50 per hundred net. Duplicate No. 3 holders, 40 cents each net.

ATKINS INSERTED TOOTH SAW WRENCHES

We illustrate above two types of wrenches, designed for use in fitting holders and teeth into place.

These wrenches are made of good material and are substantially constructed and will perform their work satisfactorily.

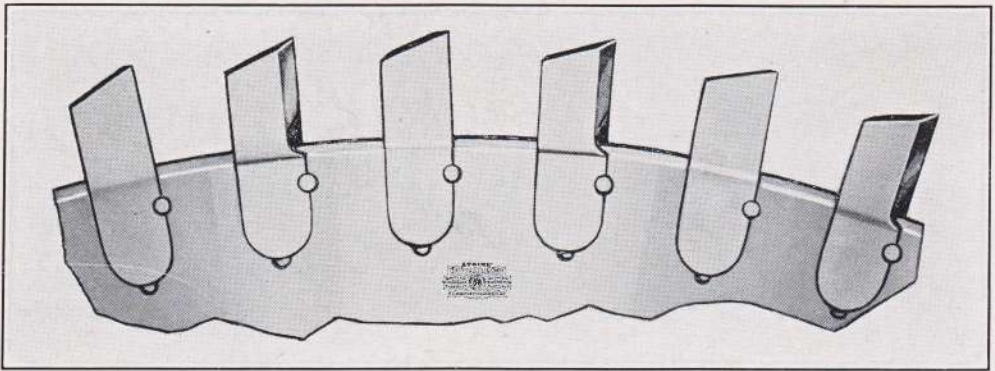
Price, Nos. 4 and 5 pattern holders	each, net \$0.70
Price, No. 2½ pattern holders.	each, net .60

In ordering wrenches, specify style or number of tooth.



ATKINS CIRCULAR SAWS

SILVER STEEL



ATKINS INSERTED TOOTH CUT-OFF SAW

MCLEAN PATTERN

This is a comparatively new style of tooth on which we own the exclusive patent. It is meeting with great success and we heartily recommend it.

It is designed for extra smooth cutting in large timber and is particularly desirable in Shingle Mills.

The economy of a saw of this construction lies, first, in the fact that the user is able to maintain the original diameter of the saw. This particular tooth also insures the cutting of a narrow kerf, thus saving considerable lumber. Each tooth is offset on the point to obviate the necessity for setting.

The shape of the tooth is similar to the McKam Pattern. It does not require a holder but is held in the blade by a milled groove and rivet.

In ordering, be particular to state the class of work for which the saw is desired, also the revolutions at which it is to be run, the gauge and diameter.

Dia. Inches	Gauge	Standard Number of Teeth	Width of Tooth Inches	Size Hole Inches	Price Each	Dia. Inches	Gauge	Standard Number of Teeth	Width of Tooth Inches	Size Hole Inches	Price Each
38	8	66	$\frac{9}{16}$	$1\frac{5}{8}$	\$ 88.00	66	6	120	$\frac{3}{4}$	2	\$ 355.00
40	8	70	$\frac{9}{16}$	2	95.00	68	6	124	$\frac{3}{4}$	2	387.00
42	8	74	$\frac{9}{16}$	2	105.00	70	6	128	$\frac{3}{4}$	2	420.00
44	8	78	$\frac{9}{16}$	2	115.00	72	5	132	$\frac{3}{4}$	2	458.00
46	8	82	$\frac{9}{16}$	2	125.00	74	5	136	$\frac{3}{4}$	2	507.00
48	8	86	$\frac{9}{16}$	2	136.00	76	5	140	$\frac{3}{4}$	2	573.00
50	7	90	$\frac{9}{16}$	2	153.00	78	5	144	$\frac{3}{4}$	2	665.00
52	7	94	$\frac{9}{16}$	2	175.00	80	5	148	$\frac{3}{4}$	2	770.00
54	7	96	$\frac{9}{16}$	2	196.00	82	5	152	$\frac{3}{4}$	2	873.00
56	7	100	$\frac{9}{16}$	2	218.00	84	5	156	$\frac{3}{4}$	2	982.00
58	7	104	$\frac{9}{16}$	2	240.00	86	5	160	$\frac{3}{4}$	2	1102.00
60	6	108	$\frac{3}{4}$	2	262.00	88	4	164	$\frac{3}{4}$	2	1240.00
62	6	112	$\frac{3}{4}$	2	290.00	90	4	168	$\frac{3}{4}$	2	1380.00
64	6	116	$\frac{3}{4}$	2	322.00

EXTRA TEETH FOR ABOVE SAWS


Width, Inches	Gauge	Price, Each	Width, Inches	Gauge	Price, Each
$\frac{9}{16}$	11	\$0.20	$\frac{9}{16}$	7	\$0.22
$\frac{9}{16}$	10	.20	$\frac{3}{4}$	7	.22
$\frac{9}{16}$	9	.20	$\frac{3}{4}$	6	.23
$\frac{9}{16}$	8	.22	$\frac{3}{4}$	5	.24

Above prices include rivets. For each tooth inserted in excess of standard add to list: For $\frac{9}{16}$ -inch, \$1.00; for $\frac{3}{4}$ -inch, \$1.25.

For changing solid tooth saws into Atkins Patent Inserted Tooth, \$1.00 per tooth for $\frac{9}{16}$ -inch and \$1.25 per tooth for $\frac{3}{4}$ -inch plus one-half list price of solid tooth saws of same size. The price is based upon size saw will finish after cutting down, and is subject to same discount as inserted tooth saws.

ATKINS GANG AND RIFT SAWS

SILVER STEEL



ATKINS SILVER STEEL GANG SAWS

Width Inches	Price per Foot								
	8 Gauge	9 Gauge	10 Gauge	11 Gauge	12 Gauge	13 Gauge	14 Gauge	15 Gauge	16 Gauge
4	\$1.10	\$1.05	\$1.00	\$0.95
5	1.15	1.10	1.05	1.00
6	1.25	1.20	1.15	1.10
7	1.40	1.30	1.25	1.20
8	\$2.00	\$1.90	\$1.80	\$1.70	\$1.60	1.50	1.40	1.35	1.30
9	2.15	2.05	1.95	1.85	1.75	1.65	1.55	1.50
10	2.50	2.35	2.10	2.00	1.90	1.80	1.70	1.60

If swaged only, add 5 cents per foot to list. If fitted for use, add 10 cents per foot to list.

ATKINS GANG RIFT SAWS

Gang saws with reversed teeth add 10 per cent to list prices. Tabbing with solid bent tabs or two plate tabs, 4 hole 40 cents, 5 hole 50 cents, 6 hole 60 cents per saw, net. Tabbing with solid round tabs 50 cents per saw, net. Punching gang saws for tabs, 1 cent per hole, net. If swaged only add 5 cents per foot to list price. If swaged and fitted ready for use add 10 cents per foot to list price.

When ordering gang saws give width, length, thickness by gauge, shape and space of teeth, number of teeth in saw and distance from lower end of saw to point of first tooth. When saws are to be tabbed, exact distance between tabs must be given. All gang saws are furnished fitted unless otherwise specified.

ATKINS RUSSIAN EXPORT GANG SAW

SPECIAL STEEL


Width, Inches	Price, per Foot					
	10 Gauge	11 Gauge	12 Gauge	13 Gauge	14 Gauge	15 Gauge
4½	\$0.66	\$0.64	\$0.62	\$0.60	\$0.58	\$0.56
5	.69	.67	.65	.63	.61	.59
6	.74	.72	.70	.68	.66	.64
7	.79	.77	.75	.73	.71	.69
8	.84	.82	.80	.78	.76	.74

These are Special, not Silver Steel.



ATKINS DRAG SAWS

SILVER STEEL



Atkins Silver Steel Drag Saws are made in all styles and shapes of teeth to meet every requirement.

We guarantee an absolutely uniform temper of the proper degree of hardness, insuring saws which will stand up to their work with the least cost for re-fitting.

Unusual attention is given to grinding and smithing, thereby securing an even thickness on the cutting edge, combined with proper tension to obtain the best results in operation.

ATKINS BUTTING OR DRAG SAWS

Width, Inches	Price, per Foot Thickness			
	10 Gauge	11 Gauge	12 Gauge	13 Gauge
Tapered 6-inch butt, 4-inch point.	\$1.05	\$1.00	\$0.95	\$0.95
Tapered 7-inch butt, 5-inch point.	1.15	1.10	1.05	1.05
Tapered 8-inch butt, 6-inch point.	1.25	1.20	1.20	1.20

Tapered drag saws wider or thicker than above will be figured by the Mill, Mulay and Drag Saw list, using the average width as the basis. If filed and fitted, add to list for 10 gauge and heavier, 30 cents per foot, 11 gauge and thinner, 15 cents per foot. Drag saws filed and set unless otherwise specified.

ATKINS MILL SAWS, MULAY SAWS, LANCE TOOTH DRAG SAWS AND DRAG SAWS OF EQUAL WIDTH

Width, Inches	Price, per Foot Thickness						
	4 Gauge	5 Gauge	6 Gauge	7 Gauge	8 Gauge	9 Gauge	10 Gauge
8	\$3.30	\$3.00	\$2.70	\$2.40	\$2.20	\$2.00	\$1.80
9	3.60	3.30	3.00	2.70	2.40	2.20	2.00
10	3.90	3.60	3.30	3.00	2.70	2.40	2.20
11	4.30	4.00	3.70	3.30	3.00	2.70	2.40
12	4.80	4.40	4.00	3.60	3.30	3.00	2.70
14	5.60	5.20	4.80	4.40	4.00	3.60	3.30
16	6.60	6.20	5.70	5.20	4.80	4.40	4.00

Above prices are for saws with Plain, Mill, Champion or Lance Tooth. Saws with special patterns of teeth, special prices.

If saws are set and sharpened, add to list price as follows: 5 gauge and thicker, 40 cents per foot. 6 to 10 gauge inclusive, 30 cents per foot.

When ordering Mill, Mulay or Drag Saws give length, width, thickness by gauge, style of teeth, space from point to point of teeth and distance from end of saw to point of first tooth. If saws are to be drilled, send full size pattern showing position of holes.



ATKINS MULAY AND MILL SAWS

SILVER STEEL



Extreme care is employed in the making of Atkins Mulay and Mill Saws. Careful workmanship throughout and a correct temper produces saws which will withstand the hardest usage.

In ordering Mill or Mulay Saws, give length, width, gauge and style of tooth required. For various styles of teeth, see illustrations on this and two previous pages.

If ends of saws are to be punched or drilled, send template of holes. Give distance between teeth, measuring accurately from point to point. Unless otherwise specified, all Mulay and Mill Saws will be furnished with standard teeth.

Saws for Chandler & Taylor Mill furnished with special gullet tooth.

ATKINS MULAY SAWS

Width, Inches	Price, per Foot						
	4 Gauge	5 Gauge	6 Gauge	7 Gauge	8 Gauge	9 Gauge	10 Gauge
10	\$3.90	\$3.60	\$3.30	\$3.00	\$2.70	\$2.40	\$2.20
11	4.30	4.00	3.70	3.30	3.00	2.70	2.40
12	4.80	4.40	4.00	3.60	3.30	3.00	2.70
14	5.60	5.20	4.80	4.40	4.00	3.60	3.30
16	6.60	6.20	5.70	5.20	4.80	4.40	4.00

ATKINS MULAY SAWS FOR THE CHANDLER & TAYLOR
SIDE-CUTTING MULAY SAW MILL

Width, Inches	Price, per Foot						
	4 Gauge	5 Gauge	6 Gauge	7 Gauge	8 Gauge	9 Gauge	10 Gauge
9	\$3.60	\$3.30	\$3.00	\$2.70	\$2.40	\$2.20	\$2.00


ATKINS MILL SAWS

Width, Inches	Price, per Foot						
	4 Gauge	5 Gauge	6 Gauge	7 Gauge	8 Gauge	9 Gauge	10 Gauge
8	\$3.30	\$3.00	\$2.70	\$2.40	\$2.20	\$2.00	\$1.80

In ordering Mulay and Mill Saws, state length, width, gauge and distance from point to point of teeth.



ATKINS DRAG SAWS — Silver Steel

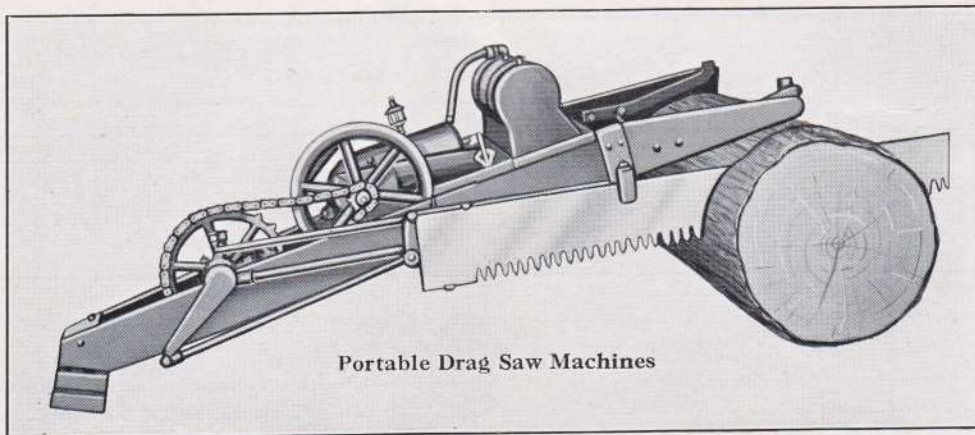


	Price per Foot, Thickness		
Width, Inches	10 Gauge	11 Gauge	12 Gauge
Tapered 8-inch butt, 4-inch point.	\$1.25	\$1.20	\$1.20

For filing and setting advance \$0.30 per foot for 10 gauge, and \$0.15 per foot for 11 and 12-gauge saws.

PORTABLE DRAG SAW MACHINES

We are prepared to supply the trade with Portable Drag Saw Machines that can be operated by one man, moved from cut to cut, or carried any place by two men. These machines are light and strong and we guarantee them to produce fine results.



INCREASED PRODUCTION

Portable Drag Saw Machines are labor savers and money makers when equipped with Atkins Silver Steel Saws. They not only enable you to cut a vast quantity of wood, but they do it at a much less expense than other methods. These machines will do good work in nearly every place where a Cross Cut Saw can be used, and when you consider that they do the work in less time, it goes without saying that they soon pay for themselves.

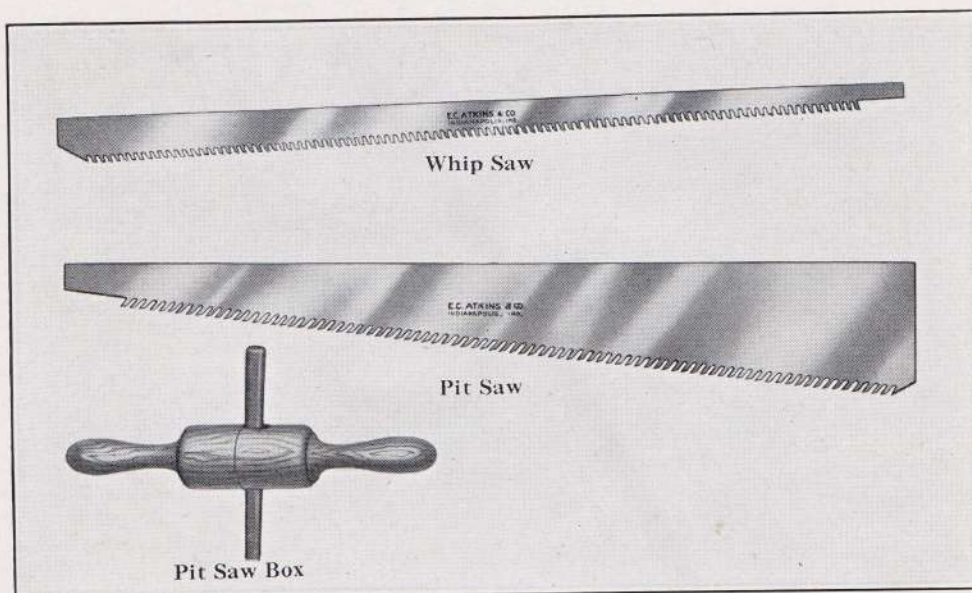
THE BEST MACHINES

We sell only machines of proven, practical value, thus we can guarantee our customers the best of service in the operation of these machines. Specify Atkins Silver Steel Drag Saw Blades.



ATKINS WHIP AND PIT SAWS

SILVER STEEL



Atkins Whip and Pit Saws are standard the world over. They are given just the proper temper for the use to which they are put, and will be found satisfactory to the highest degree.

Made in all the standard sizes. For general specifications, see list below.

Tiller handles for pit saws, price each \$1.10. Illustrated on page 158.

ATKINS PIT SAWS

14 x 16 GAUGE

Length.....feet	5	5½	6	6½	7	7½	8
Price.....each	\$5.00	\$5.50	\$6.00	\$6.50	\$7.00	\$7.50	\$8.00
Width at point.....inches	4	4	4	4	4	4	4
Width at butt.....inches	10	10½	11	11½	12	12½	13


ATKINS WHIP SAWS

Length.....feet	5	5½	6	6½	7	7½
Price.....each	\$3.00	\$3.30	\$3.60	\$3.90	\$4.20	\$4.50
Width at point.....inches	3¼	3¼	3¼	3¼	3¼	3¼
Width at butt.....inches	6¼	7	7½	8	8½	9

ATKINS BOXES FOR PIT SAWS

We show above the usual box handle furnished for pit saws. These are made of specially seasoned hardwood, carefully turned, smoothed and finely finished. Price each, \$1.00.

ATKINS BAND SAWS





ATKINS BAND SAWS

SILVER STEEL

E. C. Atkins & Co. are the oldest manufacturers of band saws in the United States. This would mean nothing unless we had taken advantage of our increased experience and constantly improved the standard of our product. If "practice makes perfect," then we should know most about the manufacture of band saws. We use a formula for band saw steel—*Silver Steel*—which is giving far better results than the users or makers of band saws have ever anticipated. By actual test (which is indisputable evidence), it is the finest saw steel that has ever been used in band saws.

ANALYSIS

An analysis is made in the laboratory, and the heat treatment prescribed, based upon the character of the work which the saw is to perform. Our knowledge in this regard has been acquired through our many years' experience in manufacturing band saws for all classes of work.

EQUIPMENT FOR TEMPERING

Our equipment for the tempering of band saws was invented by us and is exclusive. By its use, we are able to impart an exactly uniform temper throughout the entire blade. There are no hard or soft spots. Each part of the blade is of exactly the same degree of toughness.

HEAT TREATMENT

This heat treatment renders Silver Steel exceedingly pliable, at the same time, firm and tenacious, with no liability of cracking or losing teeth or points, and having the quality of holding its cutting edge and tension under forced feed and most trying conditions.

GRINDING

Special machinery is used in grinding, whereby we are able to secure uniform gauge over the entire width of the blade. In this process we employ ponderous machinery that has been invented by ourselves, the use of which adds to the perfect operation of the finished blade.


TENSIONING

We feel justly proud of the manner in which our tensioning and levelling is done. In this department we employ none but the most skilled mechanics who are required to serve a number of years as apprentices before they are intrusted with the regular work, thus we can assure our customers that Atkins Silver Steel Band Saws are the best in the world.



ATKINS WIDE BAND SAWS

SILVER STEEL



Width Inches	Usual Gauge	Wt. per Foot Lbs. Not Packed	Price per Foot	Width Inches	Usual Gauge	Wt. per Foot Lbs. Not Packed	Price per Foot	Width Inches	Usual Gauge	Wt. per Foot Lbs. Not Packed	Price per Foot
2	18 to 20	.28	\$0.80	5½	17 to 19	.89	\$2.20	12	13 to 15	3.37	\$ 5.00
2½	18 to 20	.35	1.00	6	17 to 19	1.06	2.40	13	13 to 15	3.65	6.00
3	18 to 20	.42	1.20	7	16 to 18	1.37	2.80	14	13 to 15	4.50	7.00
3½	18 to 20	.50	1.40	8	14 to 16	1.76	3.20	15	12 to 14	4.82	8.50
4	17 to 19	.57	1.60	9	14 to 16	2.20	3.60	16	12 to 14	5.92	10.00
4½	17 to 19	.64	1.80	10	14 to 16	2.81	4.00	17	12 to 14	6.29	14.00
5	17 to 19	.83	2.00	11	14 to 16	3.09	4.50	18	12 to 14	6.66	18.00

Saws of odd widths, not listed, take price of next wider size listed.

For saws of heavier gauge than listed add 5 per cent to list for each gauge heavier.

No extra charge for saws one or two gauges thinner than list; when more than two gauges thinner add 5 per cent to list for each gauge.

Double Edge Band Saws. List price per foot, all widths, advance 10 per cent over list prices of Single Edge Saws as above.

Toothed Blanks. Same price as finished saws.

Band Saw Blanks. Bright, of any width, furnished to order but not warranted.

REVISED TABLE OF STRAINS


SUITED TO DIFFERENT WIDTHS AND GAUGES OF BAND SAW BLADES

Gauge	Thickness	Pounds Width, Inches										
	Inches	2½	3	3½	4	4½	5	6	7	8	10	12
21 and less	1.58 to 1.88	800	900	1050	1200	1300	1400	1600
19 and 20	1.35 to 1.65	1000	1200	1400	1500	1700	1900	2200	2500
19 Tight and 18	1.12 to 1.42	1700	1900	2100	2300	2600	3000	3300
17	1.00 to 1.30	2300	2500	2700	3200	3600	4000	4800
16	.85 to 1.15	3000	3500	4000	4500	5200
15	.75 to 1.05	4000	4500	5000	6000	7500
14	.65 to .95	5500	6000	7500	9000



ATKINS BAND SAWS

NARROW



FOR RE-SAWING AND SCROLL SAWING


Width Inches	Standard Gauge	Standard Points per Inch	Weight per 100 Feet Lbs.	Price per Foot	Width Inches	Standard Gauge	Standard Points per Inch	Weight per 100 Feet Lbs.	Price per Foot
$\frac{1}{8}$	23	8	1.05	\$0.14	$\frac{1}{8}$	21	4	9.39	\$0.25
$\frac{3}{16}$	23	7	1.57	.15	1	20	$3\frac{1}{2}$	11.75	.27
$\frac{1}{4}$	22	6	2.35	.16	$\frac{11}{8}$	20	$3\frac{1}{2}$	13.16	.29
$\frac{3}{8}$	22	$5\frac{1}{2}$	3.52	.17	$\frac{11}{4}$	20	$3\frac{1}{2}$	14.71	.31
$\frac{1}{2}$	21	5	5.36	.18	$\frac{3}{8}$	20	3	16.08	.35
$\frac{5}{8}$	21	$4\frac{1}{2}$	6.70	.20	$\frac{11}{2}$	20	3	17.63	.38
$\frac{3}{4}$	21	4	8.05	.22	$\frac{13}{4}$	20	3	20.57	.45

Note—These saws are set and filed.

Above prices as given include setting and filing.

Narrow band saws with beveled backs, advance list 50 per cent for first gauge and 10 per cent for each additional gauge.

For band saws with knife edge, add 10 cents per foot to list. We make a specialty of band saws in coils, any length desired.



The illustration herewith shows clearly the difference between "points per inch" and "teeth per inch." When ordering Narrow Band Saws always specify the number of points per inch. There is always one more point per inch than there are teeth.

BRAZING

Width of Saw	Per Braze	Width of Saw	Per Braze
$\frac{1}{4}$ to $\frac{1}{2}$ inch.....	\$0.20 Net	1 to $1\frac{1}{4}$ inch.....	\$0.30 Net
$\frac{5}{8}$ to $\frac{3}{4}$ inch.....	.25 Net	$1\frac{3}{8}$ to $1\frac{3}{4}$ inch.....	.35 Net

SPECIAL BAND SAWS

Band saws for cutting bone, ivory, fibre, meat, brass and soft metals; also "B" tooth metal band saws for cutting thin metals as above and thin iron and steel such as sheeting, etc., increase narrow band list above 25 per cent.


APPROXIMATE WEIGHTS OF ENDLESS RUBBER BANDS FOR BAND SAW WHEELS

Diameter of Wheels Inches	Width Inches	Lbs.	Ounces	Diameter of Wheels Inches	Width Inches	Lbs.	Ounces	Diameter of Wheels Inches	Width Inches	Lbs.	Ounces
22	$1\frac{1}{2}$	1	4	26	2	1	14	36	$2\frac{1}{4}$	2	11
24	$1\frac{1}{2}$	1	6	28	2	2	0	38	$2\frac{1}{4}$	2	13
26	$1\frac{1}{2}$	1	8	30	2	2	2	40	$2\frac{1}{4}$	2	15
28	$1\frac{1}{2}$	1	10	32	2	2	4	42	$2\frac{1}{4}$	3	1
30	$1\frac{1}{2}$	1	12	34	2	2	6	30	$2\frac{1}{2}$	2	8
24	$1\frac{3}{4}$	1	9	36	2	2	8	32	$2\frac{1}{2}$	2	10
26	$1\frac{3}{4}$	1	11	38	2	2	10	34	$2\frac{1}{2}$	2	12
28	$1\frac{3}{4}$	1	13	40	2	2	12	36	$2\frac{1}{2}$	2	14
30	$1\frac{3}{4}$	1	15	30	$2\frac{1}{4}$	2	5	38	$2\frac{1}{2}$	3	0
32	$1\frac{3}{4}$	2	1	32	$2\frac{1}{4}$	2	7	40	$2\frac{1}{2}$	3	2
34	$1\frac{3}{4}$	2	3	34	$2\frac{1}{4}$	2	9	42	$2\frac{1}{2}$	3	4
36	$1\frac{3}{4}$	2	5

Above table is based on bands $\frac{3}{16}$ inch thick, which is the standard. For $\frac{1}{4}$ inch thick add one-third. These weights are approximate and are subject to a light variation. Prices quoted on application.

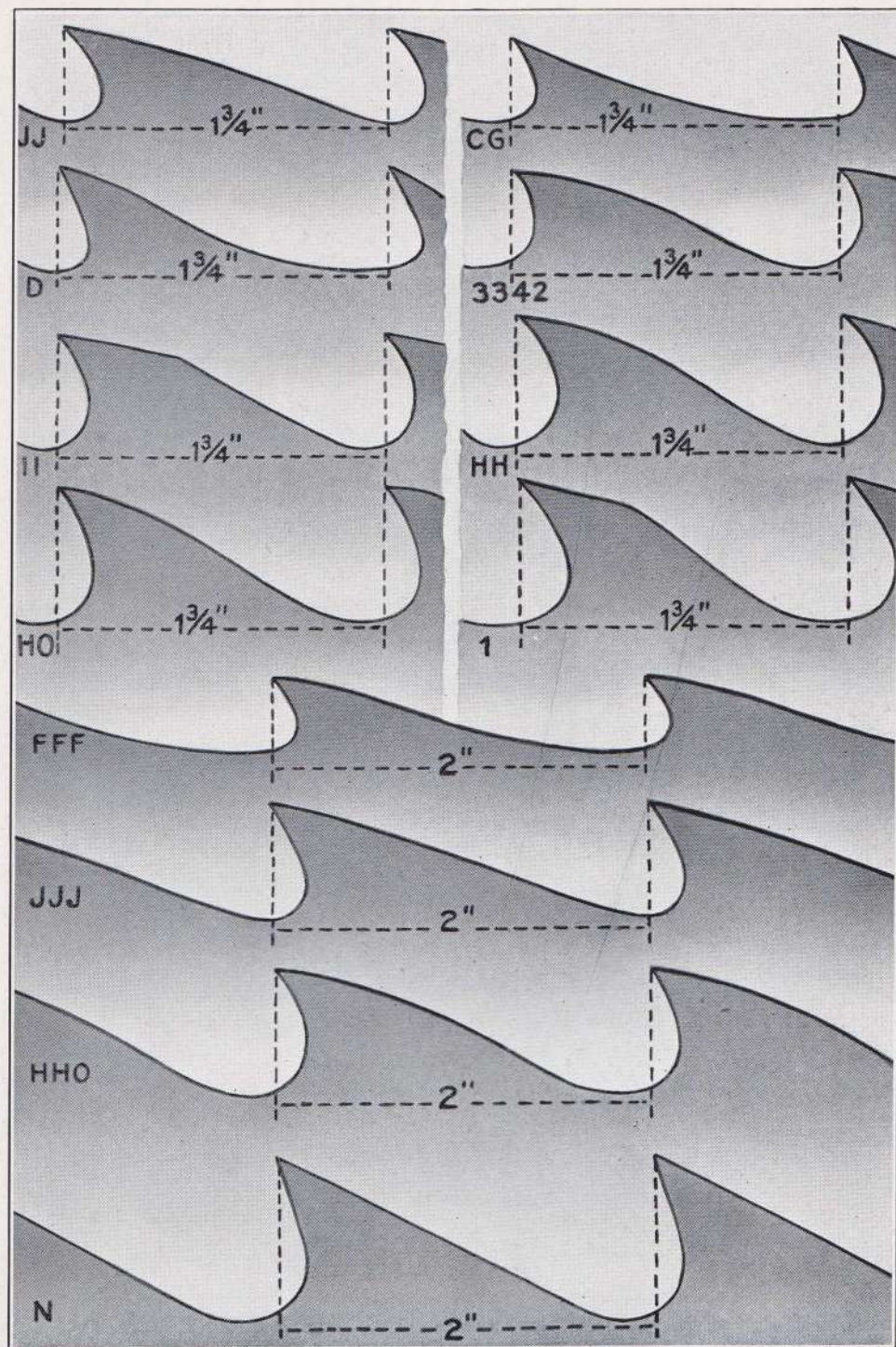


ATKINS SILVER STEEL BAND SAWS—PATTERNS OF TEETH



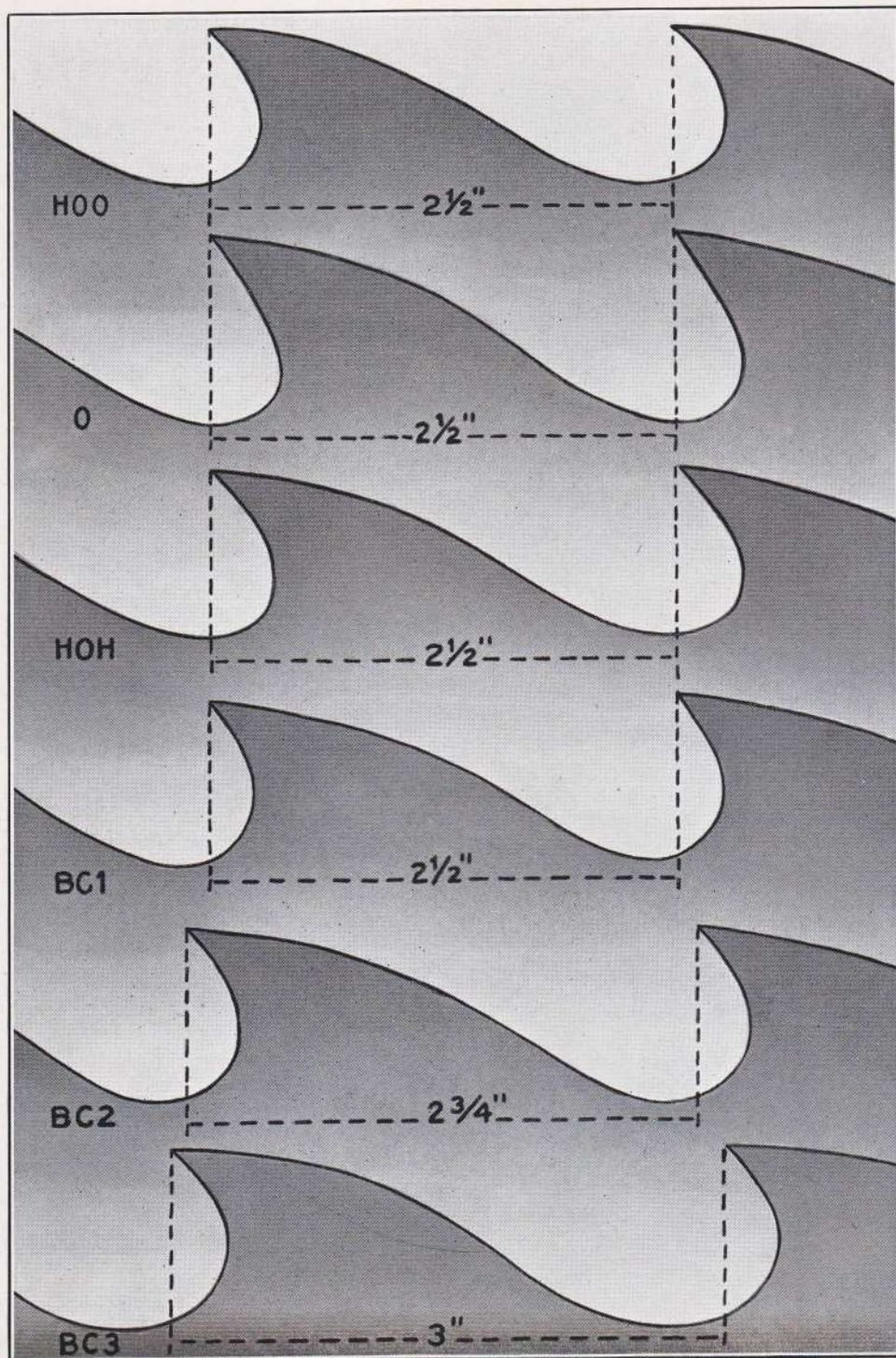
If any of the patterns shown above are desired, kindly refer to "letter" designating style of tooth.

ATKINS SILVER STEEL BAND SAWS — PATTERNS OF TEETH



If any of the patterns shown above are desired, kindly refer to "letter" designating style of tooth.

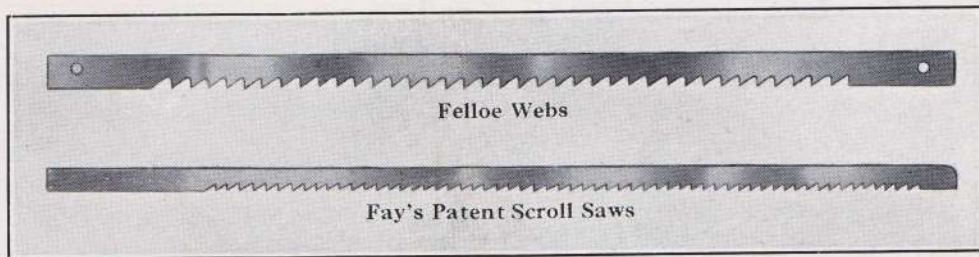
ATKINS SILVER STEEL BAND SAWS—PATTERNS OF TEETH



If any of the patterns shown above are desired, kindly refer to "letter" designating style of tooth.



ATKINS FELLOE WEBS AND SCROLL SAWS



ATKINS FELLOE WEBS

Length Inches	Gauge	Width Inches	Price per Dozen	Length Inches	Gauge	Width Inches	Price per Dozen
6	19	$\frac{3}{8}$ to $\frac{1}{2}$	\$1.50	22	17	$\frac{1}{4}$ to $\frac{3}{4}$	\$3.85
7	19	$\frac{3}{8}$ to $\frac{1}{2}$	1.60	24	17	$\frac{1}{4}$ to $\frac{3}{8}$	4.25
8	19	$\frac{3}{8}$ to $\frac{1}{2}$	1.70	26	17	$\frac{1}{4}$ to $\frac{3}{8}$	4.65
10	18	$\frac{3}{8}$ to $\frac{1}{2}$	1.90	28	17	$\frac{1}{4}$ to 1	5.15
12	18	$\frac{1}{4}$ to $\frac{1}{2}$	2.10	30	16	$\frac{1}{4}$ to 1	5.65
14	17	$\frac{1}{4}$ to $\frac{3}{4}$	2.40	32	16	$\frac{1}{4}$ to 1	6.15
16	17	$\frac{1}{4}$ to $\frac{5}{8}$	2.75	34	16	$\frac{1}{4}$ to 1	6.65
18	17	$\frac{1}{4}$ to $\frac{5}{8}$	3.10	36	16	$\frac{1}{4}$ to 1	7.15
20	17	$\frac{1}{4}$ to $\frac{3}{4}$	3.45				

This list is for saws ground 3 gauges thin on back.

STANDARD SIZES OF FELLOE WEBS IN STOCK

8 and 10 inch. $\frac{1}{8}$ to $\frac{3}{4}$ inch 12 inch. $\frac{1}{8}$ to $\frac{3}{4}$ inch 14 to 30 inch. $\frac{1}{8}$ to 1 inch
 $\frac{1}{8}$ and $\frac{3}{8}$ widths, 8 points to the inch; $\frac{1}{4}$, 7 $\frac{1}{2}$ points; $\frac{3}{8}$, 7 points; $\frac{1}{2}$, 6 $\frac{1}{2}$ points; $\frac{3}{4}$, 6 points; $\frac{5}{8}$, 5 $\frac{1}{2}$ points;
 $\frac{3}{4}$, 5 points; $\frac{7}{8}$, 4 $\frac{1}{2}$ points; 1, 4 points.

Other than standard sizes will have to be manufactured special.

Special prices for all saws other than the above sizes.

N. B.—All web saws one-eighth inch and narrower will be made with wide ends in order to give strength at the hole, twenty-five per cent advance; with pins, 50 cents per dozen additional, list.

FAY'S PATENT SCROLL SAWS

Length. inches	8	9	10	11	12	13	14	16	18	20	22	24
Price. per dozen	\$2.00	\$2.25	\$2.50	\$2.75	\$3.00	\$3.25	\$3.50	\$3.75	\$4.00	\$4.50	\$5.00	\$5.50

Webbs to 16 inches over three-fourths inch wide, extra price; eighteen to twenty-four inches, over one inch wide, extra price. We make the above webs from 13 to 16 gauge in thickness; with pins, 50 cents per dozen additional, list.

EXPORT PATTERN WEBS

Length Inches	Thickness Gauge	Price, per Dozen Width, Inches				Length Inches	Thickness Gauge	Price, per Dozen Width, Inches			
		$\frac{3}{8}$ to $\frac{1}{4}$	$\frac{1}{8}$ to $1\frac{1}{8}$	$1\frac{1}{4}$ to $1\frac{1}{2}$	$1\frac{1}{2}$ to 2			$\frac{3}{8}$ to $\frac{1}{4}$	$\frac{1}{8}$ to $1\frac{1}{8}$	$1\frac{1}{4}$ to $1\frac{1}{2}$	$1\frac{1}{2}$ to 2
18	23	\$2.15	\$2.40	\$2.60	\$2.90	28	23	\$2.75	\$3.10	\$3.30	\$3.80
20	23	2.20	2.45	2.70	3.05	30	23	2.90	3.30	3.60	4.10
22	23	2.25	2.55	2.80	3.15	32	22	3.10	3.45	3.85	4.40
24	23	2.40	2.70	3.00	3.35	34	22	3.30	3.60	4.00	4.55
26	23	2.60	2.90	3.10	3.60	36	22	3.50	3.75	4.15	4.70

EXTRA THIN BACK

Length Inches	Thickness Toothed Edge Gauge	Thickness Back Edge Gauge	Price, per Dozen Width, Inches			
			$\frac{3}{8}$ to $\frac{1}{4}$	$\frac{1}{8}$ to $1\frac{1}{8}$	$1\frac{1}{4}$ to $1\frac{1}{2}$	$1\frac{1}{2}$ to 2
18	23	25	\$2.55	\$2.75	\$3.00	\$3.25
20	23	25	2.60	2.85	3.10	3.45
22	23	25	2.70	2.95	3.20	3.55
24	23	25	2.80	3.10	3.35	3.75
26	23	25	3.00	3.30	3.60	4.00
28	23	25	3.10	3.40	3.75	4.25
30	23	25	3.30	3.65	4.00	4.50
32	22	24	3.40	3.80	4.20	4.75
34	22	24	3.50	3.90	4.35	4.90
36	22	24	3.65	4.10	4.55	5.15


Five per cent extra for each gauge heavier or lighter than above.

Twenty per cent extra for webs with teeth finer than ten points to the inch.

All webs are packed one dozen to a carton.

ATKINS BILGE AND BARREL STAVE SAWS

SILVER STEEL



We manufacture barrel and bilge saws according to specifications, for use on any and all types and makes of stave machines. In view of the fact that there is such a wide variation in the saws used on the different makes of machines, it is impractical to list them. We will, therefore, be pleased to supply detailed information and quotations upon request.

Atkins Barrel and Bilge Saws are made of unusually heavy gauge which more than doubles the strength and life of the saw. The standard for 24 to 26 inch is 12 and 11 gauge. They are balanced perfectly without counterweights.

Atkins Bilge Saws are finished the same gauge throughout. This is an important feature as the ordinary bilge saw with the usual methods of manufacture becomes thinner at its widest diameter.

In ordering barrel or bilge saws give the name of the machine in use, the length between journals, the size of journal, the diameter, gauge of steel, and state if special tooth is desired.

Bilge saws made to order. Prices quoted on receipt of specifications.

Price for re-steeling includes all ordinary truing and balancing.

We manufacture cylinder saws, complete, comprising cylinder, steel, head and arbor. Every saw fully warranted. Prices quoted on application. We have facilities for re-steeling and repairing Cylinder and Bilge Saws of all makes and we solicit your work.

REPAIRING

We make a specialty of all kinds of repair work. This branch of our business has assumed large proportions.

With improved machinery and appliances, expert workmen, careful attention to details and prompt return of work, we are prepared to guarantee the best service and perfect satisfaction.

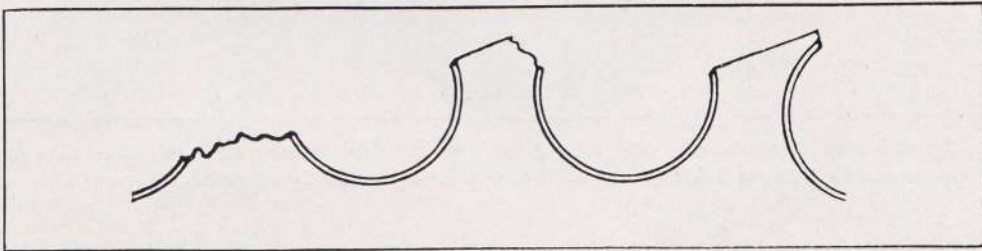
We have established fully equipped Repair Departments at our main plant in Indianapolis, at our Canadian factory, Hamilton, Ont., also in connection with our branch houses at Memphis, Atlanta, New Orleans, Minneapolis, Portland, Seattle and Vancouver, B. C.

At each of these points, we have selected experts direct from our factory and have installed facilities for doing all classes of repair work to the best possible advantage. At Indianapolis and Memphis, we are prepared to re-steel cylinder saws. Special attention is given to re-fitting segment veneer saws.

In forwarding saws for repair, you will facilitate matters, by adhering closely to the following instructions:

- (1) Mark *our* name and address plainly on the package.
- (2) See that *your* name, postoffice address and shipping address, if different, is plainly marked on the outside of the package for identification.
- (3) Advise us by mail of shipment, giving full instructions as to the work which you wish to have done.

DID YOU EVER HAVE A CHISEL BIT SAW BREAK LIKE THIS?



Don't throw it away. Don't cut it down. Send it on to us; we'll fix it "good as new;" won't cost much either.

Breakage in repairing is at owner's risk.

Full information as to the cost for repairing saws will be found on the next three following pages.



REPAIRING ATKINS SOLID TOOTH CIRCULAR SAWS

Diameter Inches	Hammering Only	Gumming and Hammering	Cutting-down Re-toothing and Hammering	Grinding First Gauge	Grinding Additional Gauges Each Gauge
4	\$0.30	\$0.45	\$0.60	\$0.55	\$0.25
5	.35	.50	.65	.60	.30
6	.45	.55	.75	.65	.35
7	.50	.65	.85	.75	.45
8	.55	.75	1.00	.85	.55
9	.65	.85	1.15	.95	.65
10	.75	1.00	1.30	1.05	.75
12	.90	1.35	1.60	1.15	.85
14	1.05	1.60	1.90	1.35	1.00
16	1.20	1.80	2.20	1.60	1.15
18	1.45	2.10	2.55	1.95	1.30
20	1.65	2.50	2.95	2.20	1.45
22	1.90	2.85	3.30	2.40	1.60
24	2.10	3.25	3.70	2.70	1.75
26	2.40	3.70	4.20	3.00	1.90
28	2.70	4.15	4.75	3.40	2.05
30	3.00	4.60	5.35	3.75	2.20
32	3.30	5.05	6.00	4.15	2.35
34	3.70	5.55	6.90	4.50	2.55
36	4.30	6.15	7.80	4.90	2.80
38	4.80	7.00	9.00	5.25	3.00
40	5.55	8.05	10.20	5.65	3.30
42	6.30	9.15	11.55	6.00	3.60
44	7.05	10.35	13.05	6.45	4.05
46	7.95	11.80	14.70	7.00	4.50
48	8.85	13.20	16.50	7.60	4.95
50	9.75	14.65	18.40	8.25	5.40
52	10.65	16.05	20.25	9.00	5.95
54	11.55	17.55	22.15	9.90	6.30
56	12.45	19.05	24.00	10.90	6.75
58	13.50	20.70	25.90	12.00	7.20
60	14.70	22.50	27.75	13.20	7.75
62	15.90	24.30	30.40	14.40	8.25
64	17.10	26.10	33.00	15.60	8.85
66	18.30	27.90	35.65	16.80	9.45
68	19.50	29.70	38.25	18.00	10.15
70	20.70	31.50	40.90	19.50	11.05
72	21.90	33.30	43.50	21.00	12.00
74	23.10	35.10	46.15	22.50	13.15

In sending us saws for repairs, mark our address in full upon the package; also give address of party sending it and what station and state shipped from, so that we can identify on arrival.

ATKINS TAPER GROUND SHINGLE, HEADING AND RE-SAWS

Size.....inches	46 and under	48 and over
Hammeredper inch in diameter	\$0.20	\$0.25
Gummed and hammeredper inch in diameter	.28	.38
Re-toothed and hammeredper inch in diameter	.38	.50
Grinding first gauge.....per inch in diameter	.08	.10
Grinding additional gauges.....per inch in diameter	.05	.08



REPAIRING BURNED SAWS

The temper of burned saws can generally be restored. We make a specialty of this class of work, and rarely fail to make such saws as good as new. We undertake the work at the owner's risk, though no charge will be made by us in case of failure. Please prepay freight on all such saws.

RE-TEMPERING AND RE-FITTING BURNED SOLID TOOTH CIRCULAR SAWS

(Including Tempering, Grinding, Polishing, Gumming and Hammering)

Size Inches	Price Each	Size Inches	Price Each	Size Inches	Price Each
30	\$14.00	44	\$36.65	58	\$ 90.00
32	16.00	46	43.35	60	100.00
34	18.10	48	50.00	62	113.35
36	20.65	50	56.65	64	126.65
38	23.35	52	63.35	66	140.00
40	27.35	54	70.00	68	156.65
42	31.35	56	80.00	70	176.65

All sizes under 30 inches, two-thirds list price of circular saws.
Prices for re-tempering chisel bit saws quoted on application.

REPAIRING LONG SAWS, CROSS CUT AND BAND SAWS MILL, MULAY AND EQUAL WIDTH DRAG SAWS

Length. feet	To 5	Over 5
Re-toothing and hammering each	\$1.50	\$2.00
Hammering only each	1.00	1.50

TAPER DRAG SAWS

Re-toothing, hammering and filing each	\$2.00
Hammering only each	1.00
Setting and sharpening only each	1.00
Re-toothing and hammering only each	1.50

CROSS CUT SAWS

Hammering each	\$0.70
Gumming and hammering each	1.00
Gumming, hammering, filing and setting each	1.50
Re-toothing, hammering, filing and setting each	2.00
Setting and sharpening only each	.70
Skimming and polishing each	.50

BAND SAW BLADES—LARGE

Brazing wide blade for log mill per inch in width	\$0.50
Hammering per foot per inch in width	.05
Gumming and toothing per running foot	.08
Filing and swaging per running foot	.08

NARROW BAND SAWS

Filing and setting per foot	\$0.06
---------------------------------------	--------

BRAZING

$\frac{1}{4}$ inch to $\frac{1}{2}$ inch per braze	\$0.60
$\frac{5}{8}$ inch to $\frac{7}{8}$ inch per braze	.75
1 inch to $1\frac{1}{4}$ inch per braze	.90
$1\frac{3}{8}$ inch to $1\frac{1}{2}$ inch per braze	1.20
$1\frac{3}{4}$ inch per braze	1.35



PRICE LIST FOR CHANGING SOLID TOOTH CIRCULAR SAWS INTO INSERTED TOOTH SAWS

Diameter in Inches	Price for Cutting Down and Inserting No. 2 Teeth	Price for Cutting Down and Inserting No. 2½ Teeth	Price for Cutting Down and Inserting Nos. 3, 30, 4 and 5
10	\$14.40	\$15.60
12	16.80	18.00
14	20.40	21.60
16	24.00	26.40	\$24.00
18	27.60	30.00	26.40
20	31.20	36.00	28.80
22	36.00	42.00	32.40
24	40.80	48.00	36.00
26	45.60	54.00	40.80
28	50.40	60.00	45.60
30	52.80	66.00	50.40
32	58.80	72.00	59.20
34	63.60	78.00	60.00
36	68.40	84.00	64.80
38	73.20	90.00	69.60
40	78.00	98.40	74.40
42	105.60	81.60
44	115.20	86.40
46	122.40	91.20
48	130.80	96.00
50	138.00	103.20
52	151.20	120.00
54	170.40	132.00
56	180.00	144.00
58	194.40	156.00
60	208.80	168.00
62	225.60	182.40
64	240.00	204.00
66	268.80	224.00
68	300.00	258.00

The above prices are figured on diameter of saws when finished.


All work accepted subject to owner's risk.

One extra set of teeth or bits, one extra holder or shank and one wrench furnished with each saw refitted.

Prices for repairing burned Inserted Tooth Saws quoted on application.

ATKINS TOOLS

For the Filing Room





ATKINS IDEAL SWAGE

In the Atkins Ideal Swage we have discovered the true principle for swaging saw teeth. The most scientific and perfect adjustment, the greatest simplicity of action combined with strength and durability.

Atkins Ideal Swage overcomes all difficulties that have been found in the operation of previous types of swages and produces perfect saw teeth with greatest precision and least effort.

The principle under which it is constructed places the working corner of the anvil at the exact center of operation. When the point of the tooth is placed at the corner of the anvil and the block is rolled forward or backward in the saddle to accommodate a slender or blunt tooth, the relation of the point of the tooth to the anvil always remains the same. In this manner, the relation of the die to the anvil is identical, therefore allowing an easy adjustment to the most inexperienced operators.

All parts are made heavy and strong to withstand wear and hard usage and are reinforced where necessary. This insures the greatest life to the swage and the least cost for replacements.

It is made of the very finest materials throughout and all parts are carefully machined and fitted. It is heavily nickel-plated and buffed and no expense is considered that will add to its efficiency and durability.

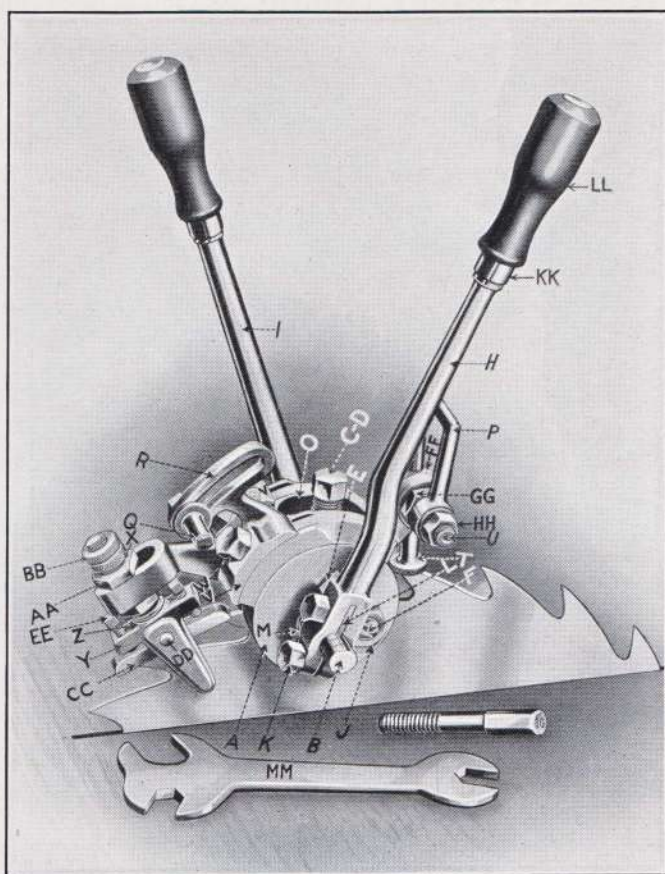
Atkins Ideal Swages are made for use on all types of saws, including band re-saws, circular saws of all sizes and shapes of teeth, shingle saws, cylinder saws, etc. For detailed information in these particulars, see pages 67 and 68.

Lists of parts and instructions for operating will be found on the following pages.

The use of Atkins Ideal Swage in connection with Pribnow Swage Shapers gives a combination which will enable even the most inexperienced operators to produce the most perfect teeth with least effort and expense.

We have prepared an elaborate book on Atkins and Pribnow Swages and Shapers, also Filing Room Tools, which we will send free on request.

ATKINS IDEAL SWAGES



Ideal Swage No.	Size Die Inches	Depth of Tooth Not Less Than Inches	Gauge and Thickness of Saws	Made for	Net Prices
0	$\frac{5}{16}$	Shallow	19 gauge and thinner	Band saws	\$29.25
00	$\frac{3}{8}$	$\frac{3}{8}$	16-17-18-19	*Band saws	31.50
1	$\frac{9}{16}$	$\frac{9}{16}$	13-14-15-16	Band and gang saws	37.00
9	$\frac{11}{16}$	$\frac{11}{16}$	12-13-14-15	Band saws	37.00
2	$\frac{5}{8}$	$\frac{5}{8}$	8-9-10-11-12	Circular saws	39.25
5	$\frac{5}{8}$	$\frac{5}{8}$	12-13-14	Band and gang saws	37.00
3	$\frac{3}{4}$	$\frac{3}{4}$	6-7-8-9-10	Circular saws	42.75
6	$\frac{3}{4}$	$\frac{3}{4}$	11-12-13-14	†Band saws	42.75
4	$\frac{7}{16}$	$\frac{7}{16}$	14-15-16-17-18-19	‡Shingle saws	33.75
7	$\frac{9}{16}$	$\frac{9}{16}$	11-12-13-14	Circular saws	37.00
8	$\frac{9}{16}$	$\frac{9}{16}$	11-12-13-14-15-16	Cylinder saws	37.00

*Also applies to shingle saws for which a special front fork is provided.


†Heavy duty swaging.

‡Edgers and lath saws.

See page 70 for net prices of duplicate parts.

ATKINS IDEAL SWAGES

WITH BENCH ATTACHMENT



For greater convenience, economy and the execution of more perfect work, we supply the Ideal Swage for circular saws, with a bench attachment.

The construction is shown very plainly in the accompanying illustration.

It may be fastened to any ordinary bench. It is equipped with a cone attachment which will accommodate any size of hole.

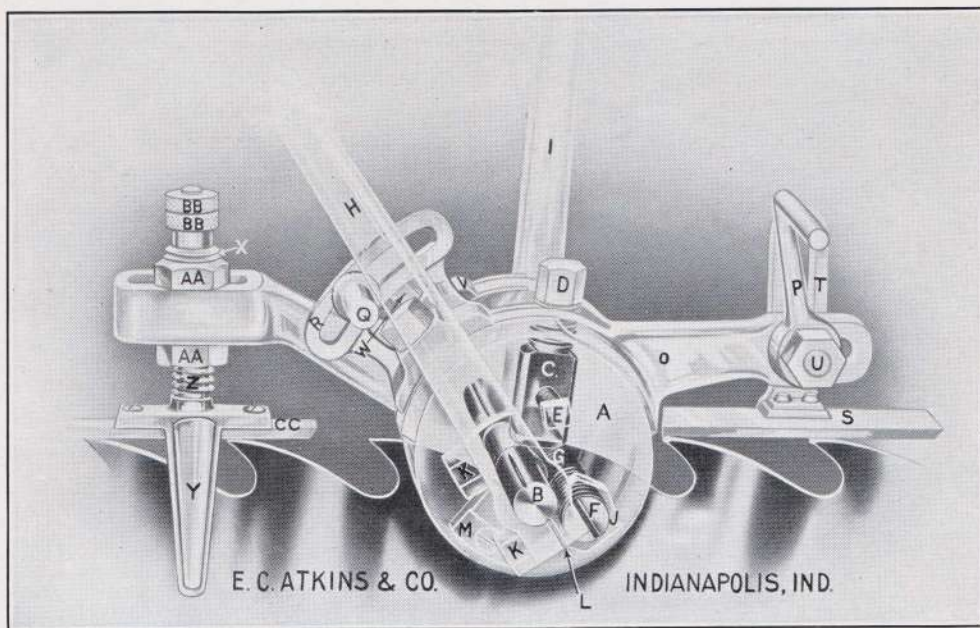
The Atkins Ideal Swage with bench attachment is operated by moving the supporting bar to the right or left until it is in perfect alignment with the swage, after which, the swage may be operated in the regular way by moving the saw forward after each tooth is swaged.

The attachment assists in jointing the teeth of uniform length, furnishes a convenient and economical appliance and is much easier on the operator, enabling him to do his work with greater speed.

IDEAL SWAGES WITH BENCH ATTACHMENTS

Swage No.	Weight Including Bench Attachment	Swage Only	Bench Attachment	Complete
2	46 $\frac{3}{4}$	\$39.25	\$6.75	\$46.00
3	54 $\frac{1}{2}$	42.75	7.25	50.00
4	42 $\frac{1}{4}$	33.75	6.25	40.00
7	44 $\frac{1}{4}$	37.00	6.50	43.50

ATKINS IDEAL SWAGES



INSTRUCTIONS FOR OPERATING ATKINS IDEAL SWAGE

In adjusting the swage for work: 1st. Loosen the set screws (E), screw the anvil screw (D) downward until the swaging die (B) will just pass the corner of the anvil (C), then give the screw (D) one-quarter turn more, thereby allowing the die to strike the anvil in the proper position. Tighten the set screws (E) which hold the anvil in place, and the swage is ready to be placed upon the saw. 2d. Pull the die lever (H) down so as to let the face of the anvil free for the next adjustment. Loosen the cap screw (W) and nut (U) to let the block (A) move freely in the saddle (O). 3d. Set the swage on the tooth to be swaged and roll the block back and forth until the anvil seats itself squarely on the back of the tooth. Carefully turn the swaging die (B) with lever (H) until you feel it take hold of the front of the tooth. 4th. Tighten the clamping screw (G) slightly with lever (I), just enough to hold the block in position. Then see that the front rest (Y) is on the teeth, and tighten the cap screw (W). Bring the back rest (T) down until it, too, rests squarely on the teeth, and make it secure with nut (U). Slide the opening stop (P) up against the lever (H) and tighten in place, and the swage is ready to operate. 5th. Clamp the swage securely with lever (I). Pull the lever (H) forward until the die (B) lays against the anvil, then set the finishing stop (Q) about one-quarter inch farther along to allow for a little spring in the lever (H). Unclamp the swage and remove it from the saw. Examine the tooth swaged and if it is spread too wide, adjust the stop (P) a little closer to the lever (H), making the stroke shorter and not allowing the die to take quite as big a bite on the tooth. But if it is not quite wide enough, set the stop (P) a little farther away from lever (H), making a longer stroke and bigger bite. In carefully adjusting the stops in this manner, any amount of swage can be obtained with as little loss of metal as possible.

The SPRING (Z) is for the purpose of allowing the block (A) to tip slightly forward as the tooth is being swaged, thus rolling the metal to the point and keeping the original hook in the tooth. The KEY (L) in the slot of the die lever (H) allows the die (B) to be shifted lengthwise to a new wearing face without readjusting the stops (Q, P) or the block (A), thereby making it possible to take advantage of the many wearing faces on the die without any extra adjustment. The DIE (B) which is made extra large, is by far the longest life die in any swage yet in use. It is made of the best selected tool steel with a special temper. It has four swaging corners of five wearing faces each, making twenty wearing faces in all, and can be replaced easily without readjusting the swage. The LEVER (H) is bent so as to throw the pressure exerted while swaging central, and to keep the swage from twisting and binding, also making it easy to move the swage from one tooth to another without removing the hands from the levers, thus making the changes rapid and easy to accomplish.



ATKINS NEW IDEAL SWAGE PARTS

NET PRICES OF PARTS FOR ATKINS IDEAL SWAGES

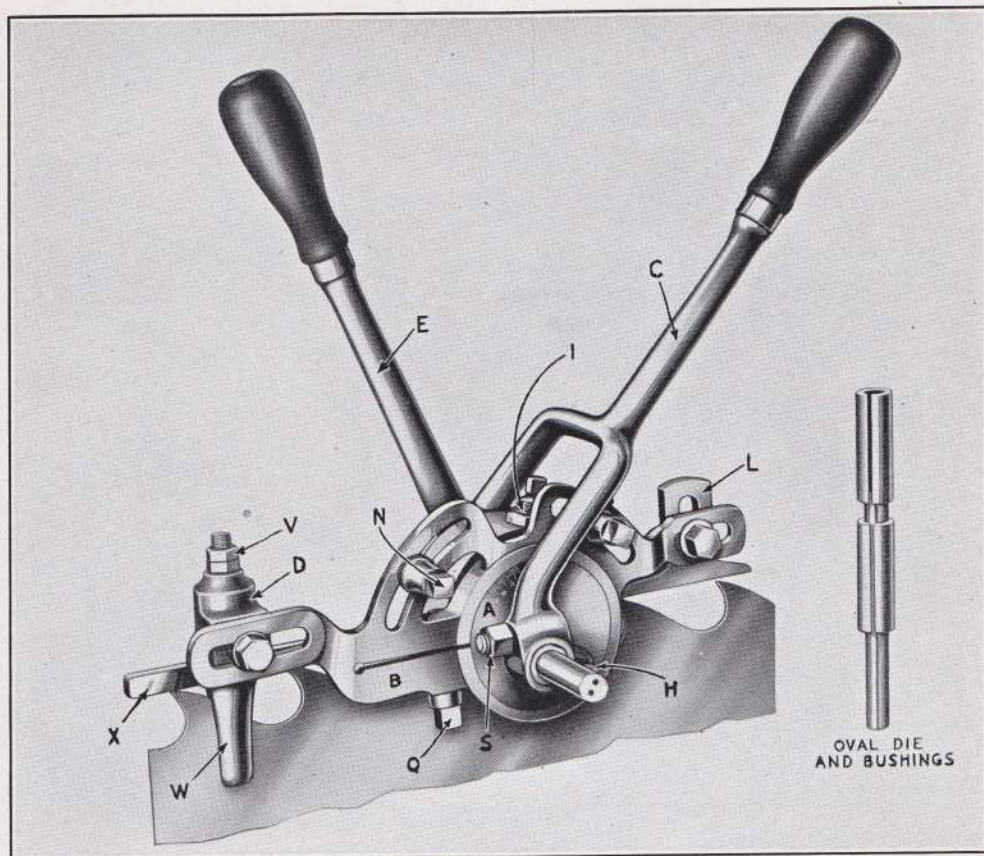
Stock Letter	Description	Swage Nos. 0, 00, 1 and 9 Net Each	Stock Letter	Description	Swage Nos. 0, 00, 1 and 9 Net Each
A	Block	\$14.00	R	Bracket for "Q"	\$1.25
B	Die (for No. 00, 0 & 1)	2.50	S	Bushings (2)	2.00
B	Die (for No. 9 only)	2.75	T	Rear Rest	.90
C	Anvil	1.25	TT	Plate for "T"	.60
D	Anvil Screw	1.25	U	Stud for "T," including Nuts	.60
E	Anvil Set Screws (2)	.30	V	Saddle Cap	.90
F	Stationary Clamp Screw	1.25	W	Cap Screws for "O" (2)	.15
G	Movable Clamp Screw	1.25	X	Sleeve	.60
H	Die Lever (complete)	2.50	Y	Front Fork	1.25
I	Clamping Lever (complete)	2.50	Z	Spring for "Y"	.20
J	Lock Nut for "F"	.30	AA	Lock Nuts for "X" (2)	.30
K	Cap Screws for "H" (2)	.20	BB	Lock Nuts for "Y" (2)	.30
L	Key for "H"	.60	CC	Plate for "Y"	.60
M	Lock for "H"	.30	II	Button-Head Screws (2)	.15
N	Set Screw for "I"	.15	JJ	Indicator	.60
O	Saddle	3.50	KK	Ferrules (2)	.15
P	Die Opening Stop	.60	LL	Wood Handles	.30
Q	Die Finishing Stop	.60	MM	Wrench	.90

Stock Letter	Description	Swage Nos. 2 and 5 Net Each	Swage Nos. 3 and 6 Net Each	Swage No. 4 Net Each	Swage No. 7 Net Each	Swage No. 8 Net Each
A	Block	\$15.00	\$16.00	\$14.00	\$14.00	\$14.00
B	Die	2.50	3.00	2.50	2.50	2.50
C	Anvil	1.25	1.25	1.25	1.25	1.25
D	Anvil Screw	1.25	1.25	1.25	1.25	1.25
E	Anvil Set Screws (2)	.30	.40	.30	.30	.30
F	Stationary Clamp Screw	1.25	1.25	1.25	1.25	1.25
G	Movable Clamp Screw	1.25	1.25	1.25	1.25	1.25
H	Die Lever (complete)	3.00	3.50	2.50	2.50	2.50
I	Clamping Lever (complete)	2.50	3.00	2.50	2.50	2.50
J	Lock Nut for "F"	.30	.30	.30	.30	.30
K	Cap Screws for "H" (2)	.25	.30	.20	.20	.20
L	Key for "H"	.60	.60	.60	.60	.60
M	Lock for "H"	.30	.30	.30	.30	.30
N	Set Screw for "I"	.15	.15	.15	.15	.15
O	Saddle	2.50	4.50	2.50	3.00	3.50
P	Die Opening Stop	.60	.60	.60	.60	.60
Q	Die Finishing Stop	.60	.60	.60	.60	.60
R	Bracket for "Q"	.90	1.25	.90	.60	1.25
S	Bushings (2)	1.75	2.00	1.75	1.75	1.75
T	Rear Rest	.90	.90		.90	
U	Stud for "T"	.90	1.25		.90	
V	Saddle Cap	.90	1.25	.90	.90	.90
W	Cap Screws for "O" (2)	.15	.15	.15	.15	.15
X	Sleeve	.60	.60	.60	.60	
Y	Front Fork	1.75	1.75	1.50	1.50	1.25
Z	Spring for "Y"	.25	.30	.30	.20	
AA	Lock Nuts for "X" (2)	.30	.30	.30	.30	
BB	Lock Nuts for "Y" (2)	.40	.45	.30	.30	.30
CC	Plate for "Y"	.70	.70	.60	.60	.60
DD	Rivet	.15	.15	.15	.15	.15
EE	Adjusting Screws for "CC" (2)	.20	.20	.20	.20	.20
FF	Collar	.30	.30		.30	
GG	Lock Nut for "U"	.20	.20		.20	
HH	Lock Nut for "P"	.15	.15		.15	
II	Button-Head Screws (2)	.15	.15	.15	.15	.15
JJ	Indicator	.70	.70		.70	
KK	Ferrules (2)	.15	.15	.15	.15	.15
LL	Wood Handles	.30	.30	.30	.30	.30
MM	Wrench	1.25	1.50	1.00	1.00	1.00
NN	Front Fork Rest Swivel for Cyl. Saws					.75
OO	Cap Screws for "P"					.15
TT	Plate for "T"	.60	.60			

Items not priced are not required.
N. B. In ordering parts be sure and give the swage style number and also the stock letter of the part required.
See illustration on previous page.

THE PRIBNOW LATEST IMPROVED PATENT SWAGE

PATENTED JANUARY 30, 1912; MARCH 28, 1916; NOVEMBER 5, 1918

THE 1918 MODEL WITH OVAL DIE MOUNTED IN A
PAIR OF ECCENTRIC BUSHINGS

FOR SWAGING BAND AND THIN CIRCULAR SAWS

This style of swage has been on the market for several years; it has stood the test in some of the best mills, and has proved to be the most convenient and perfect working swage and the most economical in repairs on the market.

The Base is made of the best machine steel carbonized and hardened which affords superior wear for the clamp screw hole as well as the die bearing. *The one-piece guide frame* which carries the front tooth rest and rear tooth rest, also the front and rear die lever stop, is so mounted on the head that the working corner of the anvil is the pivot, thus moving the head in the frame for adjusting the anvil to the back of tooth, does not change the relative position of the die to the anvil.

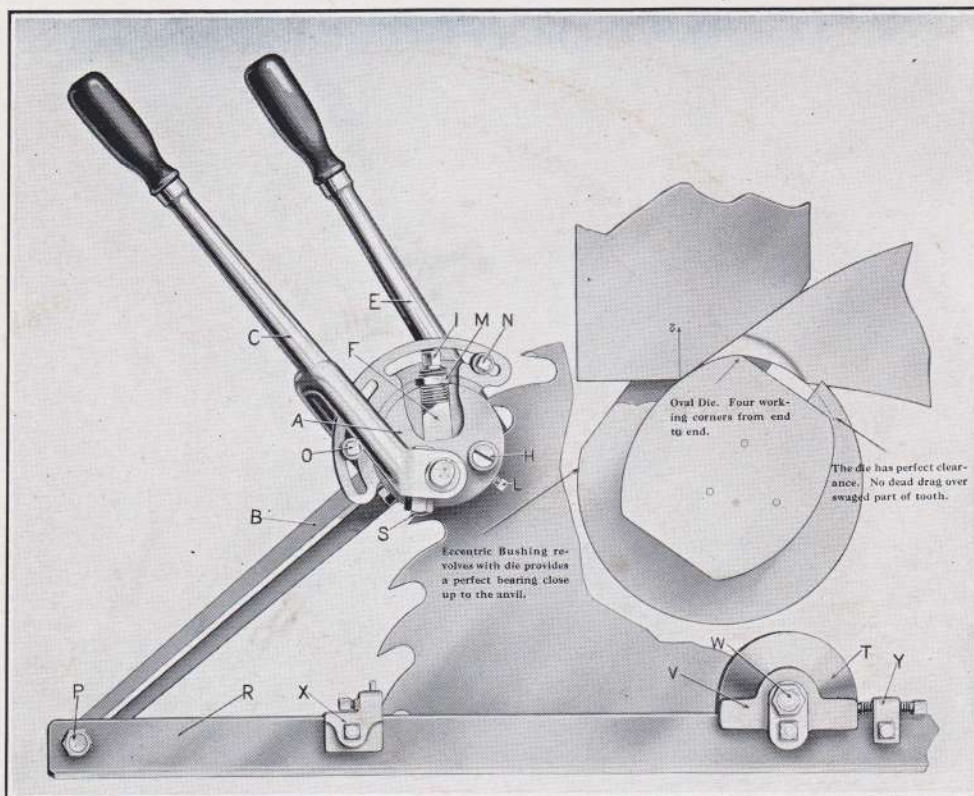
The Dies are made in a mild, medium and sharp eccentric. They are ground on centers after they are hardened, which assures perfect uniformity the entire length of die. The Swage is nicely finished, nickel-plated, buffed, and packed in a wooden box.

SUGGESTIONS FOR ORDERING SWAGES

In ordering swages the following suggestions should be observed: State gauge of saw; space of teeth; send tracing of several teeth if possible. Also state whether right or left-hand thread on clamping screw is desired. Saw points may be classed as "Slim," "Medium" and "Blunt." The standard is medium (45°) and all swages are shipped adjusted for standard tooth unless otherwise specified.


THE PRIBNOW LATEST IMPROVED PATENT SWAGE

PATENTED JANUARY 30, 1912; MARCH 28, 1916; NOVEMBER 5, 1918



THE 1918 MODEL WITH OVAL DIE MOUNTED IN A
PAIR OF ECCENTRIC BUSHINGS
BENCH ATTACHMENT PATTERN, FOR CIRCULAR SAWS

This style of Swage is adapted to work in connection with the Pribnow Bench attachment as shown in cut. Note the Swage is mounted at the end of the bench attachment and the saw is adjusted in relation to the Swage by adjusting clamp.



The Swage is made extra strong especially adapted for heavy work. The action of the Die is more of pressure than a roll. It duplicates the upper Swage for a strong corner, but it puts the spread of the steel on the under side. This Swage, used in connection with the Pribnow Shaper, has proved itself in putting up the strongest possible cutting point, besides effecting a saving in saw steel sufficient to pay for the outfit in a short time. This Swage is especially successful on Inserted Teeth.

PRIBNOW CYLINDER SAW
SWAGE

OVAL DIE STYLE — 1918 MODEL

This style of Swage is the same as the regular 1918 Band Saw Swage with the exception that it has the curved frame and open front fork which permits the same swage to be used on cylinder saws from 30 to 16 inches in diameter.



THE PRIBNOW LATEST IMPROVED PATENT SWAGE
DESCRIPTION AND PRICE LIST
FOR SWAGING BAND AND THIN CIRCULAR SAWS
 (See Illustration on page 71)

No.	Gauge	Size of Die Inches	Weight Not Packed	Net Price
16.....	11 to 13	$\frac{3}{4}$ to $\frac{5}{8}$	10	\$50.00
17.....	12 to 14	$\frac{4}{32}$ to $\frac{3}{16}$	9	45.00
18.....	14 to 16	$\frac{3}{16}$ to $\frac{1}{8}$	8	40.00
19.....	16 to 18	$\frac{1}{8}$ to $\frac{3}{16}$	6 $\frac{1}{2}$	38.00
20.....	18 to 20	$\frac{3}{16}$ to $\frac{1}{4}$	5	34.00
21.....	19 to 22	$\frac{1}{4}$ to $\frac{5}{16}$	5	34.00
22.....	20 to 24	$\frac{5}{16}$ to $\frac{3}{8}$	4	32.00

FOR SWAGING CIRCULAR SAWS ON THE ARBOR

No.	Gauge	Size of Die Inches	Weight Not Packed	Net Price
1A.....	5 to 10	$\frac{7}{8}$ to $\frac{3}{4}$	15	\$50.00
2A.....	8 to 12	$\frac{3}{4}$ to $\frac{5}{8}$	11	45.00
3A.....	12 to 16	$\frac{5}{8}$ to $\frac{1}{2}$	9	40.00
4A.....	16 to 20	$\frac{1}{2}$ to $\frac{3}{8}$	7	35.00

This swage is the same general construction as the one shown on page 71, but is equipped with a special guide-frame (B) adapted for circular saws.

FOR SWAGING GANG SAWS

No.	Gauge	Oval Die Inches	Solid Die Inches	Clamp Screw Inches	Weight Not Packed	Price
17G.....	12 to 14	$\frac{11}{16}$ to $\frac{5}{8}$	$\frac{23}{32}$	$\frac{11}{16}$	9	\$45.00
18G.....	14 to 16	$\frac{5}{8}$ to $\frac{9}{16}$	$\frac{11}{16}$ to $\frac{5}{8}$	$\frac{11}{16}$	8	40.00
19G.....	16 to 18	$\frac{9}{16}$ to $\frac{1}{2}$	$\frac{19}{32}$ to $\frac{1}{2}$	$\frac{5}{8}$	6 $\frac{1}{2}$	38.00

This swage is equipped with the short frame which carries the inverted spring front rest and a short back rest. Furnished with oval die unless solid die is specified.

FOR SWAGING CIRCULAR SAWS AT THE BENCH

(See Illustration on page 72)

No.	Gauge	Weight Including Bench Att.	Size of Die Inches	Swage Only	Bench Att.	Complete
1B.....	5 to 10	45	$\frac{7}{8}$ to $\frac{3}{4}$	\$50.00	\$7.50	\$57.50
2B.....	8 to 12	40	$\frac{3}{4}$ to $\frac{5}{8}$	45.00	7.50	52.50
3B.....	12 to 16	35	$\frac{5}{8}$ to $\frac{1}{2}$	40.00	7.50	47.50
4B.....	16 to 20	30	$\frac{1}{2}$ to $\frac{3}{8}$	35.00	7.50	42.50

Jointer (X) fitted to bench attachment (extra) \$2.50
 Special cone to fit edger saw collars (extra) 5.00

FOR SWAGING CYLINDER SAWS

(See Illustration at foot of page 72)

No.	Gauge	Die Inches	Weight Not Packed	Price
18C.....	13 to 16	$\frac{5}{8}$ to $\frac{9}{16}$	9	\$40.00
19C.....	15 to 18	$\frac{9}{16}$ to $\frac{1}{2}$	7	38.00



LIST OF PARTS FOR PRIBNOW SWAGES OVAL DIE STYLE—1918 MODEL. NET PRICES

Stock Letter	Band, Circular or Gang Swage	Nos. 16 and 17	Nos. 18, 19 and 24	Nos. 20, 21 and 25	No. 22
A...	Block	\$16.00	\$15.00	\$12.00	\$10.00
B...	Guide Frame	6.00	6.00	5.00	4.00
C...	Die Lever	5.00	4.50	4.00	3.50
D...	Spring Fork Body	1.50	1.25	1.00	1.00
E...	Clamping Lever	2.50	2.25	2.00	1.75
F...	Anvils (1-2) or (3-4)	1.50	1.25	1.25	1.00
G...	Clamp Screw, Right or Left Thread	1.50	1.25	1.00	.75
H...	Stationary Clamp Screw, Right or Left	1.00	1.00	.75	.50
I...	Anvil Adjusting Screw	1.00	1.00	.75	.50
J...	Anvil Set Screw	.75	.75	.50	.50
K...	Lock Nut for (H), Right or Left	.25	.25	.20	.20
L...	Rear Tooth Rest	1.00	1.00	.75	.50
LG...	Rear Tooth Rest or Gang	1.50	1.50	1.25	.25
M...	Lock Nut for (I)	.50	.50	.25	.25
N...	Die Lever Stop complete	1.00	1.00	.75	.75
O...	Nut for Spring Fork	.20	.20	.15	.10
P...	Spring	.50	.50	.40	.40
Q...	Bolt for Guide Frame	.50	.50	.40	.40
R...	Bolt for Spring Fork	.25	.25	.20	.20
S...	Grip Bolt and Nut for (C)	1.00	1.00	.75	.50
T...	Bolt for Rear Tooth Rest	.25	.25	.20	.20
U...	Nut for (G), Right or Left	.25	.25	.20	.20
V...	Nut for Rear Tooth Rest	.25	.25	.20	.20
W...	Spring Fork	2.00	1.75	1.50	1.50
X...	Spring Fork Tooth Rest	.50	.50	.40	.40
Y...	Washer for (R) and (T)	.10	.10	.10	.10
Z...	Washer for (N)	.10	.10	.10	.10
AZ...	Swivel Point Clamp Screw	1.75	1.50	1.00	.75
BY...	Swivel Point Only	1.00	.75	.50	.50
CX...	Die Bearings (per pair)	2.00	2.00	1.50	1.25
DW...	Wrench	.75	.75	.50	.50
EV...	Washer for (L)	.25	.25	.25	.25
FU...	Set Screw for (H)				

	No. 1A	Nos. 16, 17 and 2A	Nos. 18, 19 and 3A	Nos. 20, 21 and 4A	No. 22
Oval Dies	\$5.00	\$4.50	\$4.00	\$3.00	\$2.75
Die Bushings (2)	5.00	4.00	3.50	3.00	2.50

BENCH ATTACHMENT PATTERN—NET PRICES

Stock Letter	Circular Swage	No. 1B	No. 2B	No. 3B	No. 4B
A...	Block	\$16.00	\$15.00	\$12.00	\$12.00
B...	Bracket (a One-Piece Guide)	6.00	5.50	5.00	4.50
C...	Forked Die Lever	6.00	5.50	5.00	4.00
D...	Oval Die	5.00	4.50	4.00	3.00
E...	Clamping Lever	3.50	3.00	2.50	2.00
F...	Anvil (1-2) or (3-4)	2.00	1.50	1.25	1.00
G...	Clamp Screw, Old Style	2.50	2.00	1.75	1.50
H...	Stationary Clamp Screw	2.00	1.50	1.25	1.00
I...	Anvil Adjusting Screw	1.25	1.00	1.00	.75
J...	Anvil Set Screw	.75	.75	.65	.50
K...	Lock Nut for (H)	.75	.50	.50	.25
L...	Set Screw for (H)	.75	.50	.50	.25
M...	Lock Nut for (I)	.75	.50	.50	.25
N...	Die Lever Stop Bolt	.75	.75	.50	.40
O...	Die Lever Stop Nut	.50	.50	.40	.25
P...	Bracket Pin and Nut	1.00	1.00	1.00	1.00
Q...	Cap Screw for (B)	.20	.20	.15	.15
R...	Attachment Base	2.00	2.00	1.50	1.00
S...	Grip Bolt and Nut	1.25	1.00	1.00	.75
T...	Saw Supporting Cone	1.50	1.50	1.50	1.50
U...	Nut for (G)	.25	.25	.20	.20
V...	Cone Support	2.00	2.00	2.00	2.00
W...	Cone Center Pin and Nut	1.00	1.00	1.00	1.00
X...	Saw Jointer	2.50	2.50	2.50	2.50
Y...	Adjusting Clamp	1.00	1.00	1.00	1.00
Z...	Washer for (N)	.15	.15	.10	.10
AZ...	Swivel Point Clamp Screw	2.50	2.00	1.75	.75
BY...	Swivel Point Only	1.25	1.25	1.00	.75
CX...	Die Bearings (per pair)	3.00	2.50	2.00	1.50
DW...	Wrench	.75	.75	.75	.50
EV...	Saw Cone, 1 to 2 1/2 inches	1.00	1.00	1.00	1.00
FU...	Saw Cone, 2 1/2 to 5 inches	2.00	2.00	2.00	2.00
WX...	Die Bushings (per pair)	5.00	4.50	4.00	3.50

PRIBNOW SWAGE SHAPERS

THE PRIBNOW OLD STYLE IMPROVED SWAGE SHAPER, 1918 MODEL
FOR BAND, GANG, CIRCULAR AND CYLINDER SAWS

Nearly thirty years ago E. C. Atkins & Co. placed on the market the first and original swage shaper. This same type of tool has been sold since that date under the Pribnow name.

Immediately, the importance of this invention was recognized and the sale of this valuable tool has been phenomenal.

There is scarcely a filing room equipment in the United States that does not contain one or more of these indispensable tools.

We have kept the Pribnow Swage Shapers strictly up to date, and have added from time to time marked improvements that have caused them to do work, in the shaping of saw teeth, that has heretofore been deemed impossible.

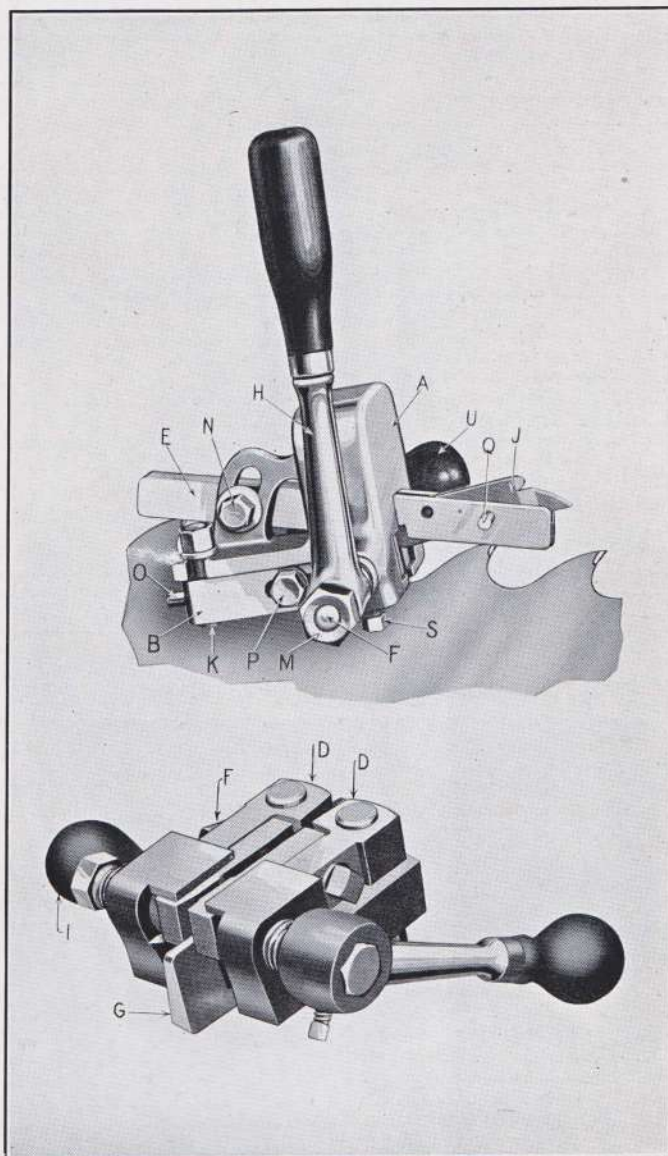
We have recently added important features, as shown in the accompanying illustration, which not only add to the economy of operation, but insure the greatest uniformity, in proper points and bevel, of saw teeth.

With the Atkins Ideal or Pribnow Swage and the Pribnow Improved Swage Shaper your work can not only be done better, but more economically than through the use of any other saw fitting tools.

This is the original style of Pribnow Shaper. While not containing the late improvements they are very satisfactory when a simple and less expensive tool is desired.

GUARANTY

We absolutely guarantee these shapers to give perfect satisfaction in every respect. We guarantee the base not to break and any of the parts that are found defective will be replaced free of charge.



DESCRIPTION AND PRICE LIST OF PRIBNOW SWAGE SHAPERS

No.	Style	Suitable for	Gauge	Wt. Not Packed	Net Price
B1-D	Double Lever	Circular Saws	5 to 10	9	\$37.50
B1	Single Lever	Band and Circular Saws	10 to 13	8	35.00
B2	Single Lever	Band and Circular Saws	13 to 16	6	33.00
B3	Single Lever	Band and Circular Saws	16 to 22	5	33.00
G2	Single Lever	Gang Saws	13 to 16	5	33.00
C2	Single Lever	Cylinder Saws	15 to 16	7	36.00
1	Single Lever	Band and Gang Saws	14 to 18	5	25.00
2	Single Lever	Band and Gang Saws	12 to 16	6	25.00
3	Single Lever	Special for Bands	11 to 14	8	27.50

See following page for price list of parts.



PRIBNOW SWAGE SHAPERS

THE PRIBNOW OLD STYLE IMPROVED SWAGE SHAPER, 1918 MODEL

LIST OF PARTS

Stock Letter	Description	Style No. B1	Style No. B2	Style No. B3
		Price Net	Price Net	Price Net
A.....	Base.....	\$18.00	\$15.00	\$12.00
B.....	Jaw Holder (left).....	2.00	1.75	1.50
C.....	Jaw Holder (right).....	2.00	1.75	1.50
D.....	Shaping Jaws per pair.....	3.50	3.00	2.50
E.....	Tooth Rest Bar.....	4.00	3.50	3.00
F.....	Clamp Screw (Right Hand).....	2.00	2.00	1.50
G.....	Clamp Screw (Left Hand).....	2.00	2.00	1.50
H.....	Clamping Lever (single).....	1.75	1.50	1.25
I.....	Clamping Lever (double) each.....	2.00
J.....	Tooth Gauge (state gauge of saw).....	2.50	2.50	2.00
K.....	Swivel Bolt for (B) and (C).....	.75	.75	.75
L.....	Nut for (K).....	.25	.25	.25
M.....	Nut for (F) or (G).....	.30	.30	.30
N.....	Cap Screw for (E).....	.25	.25	.25
O.....	Adj. Screw for (D).....	.25	.25	.25
P.....	Cap Screw for (D).....	.25	.25	.25
Q.....	Taper Pin for (J).....	.10	.10	.10
R.....	Spring for (J).....	.25	.25	.25
S.....	Set Screw for (F) & (G).....	.20	.20	.20
U.....	Guide Handle.....	.30	.30	.30
V.....	Washer for (P) and (K).....	.10	.10	.10
T.....	Washer for (N).....	.10	.10	.10
W.....	Connecting Rod and Nuts for (I).....	.50	.50	.50
X.....	Wrench.....	.75	.60	.50

SWAGE ANVIL AND SHAPER JAW GRINDING GAUGE PARTS

SH.....	Base.....	\$3.00
TG.....	Carriage.....	3.00
UF.....	Protractor Gauge.....	1.50
VE.....	Protractor Gauge Bolt.....	.25

PARTS FOR PRIBNOW SHAPERS Nos. 1, 2 AND 3

Stock Letter	Description	Price Net
A.....	Base Block for Shapers Nos. 1 and 2 (including P).....	\$10.00
A.....	Base Block for No. 3 (including P and P).....	12.00
BB.....	Swivel Bolts (including Nuts and Washers).....	.75
C.....	Tooth Gauge Bolt (including Washer).....	.15
DD.....	Swivels or Jaw Holders (including Set Screws).....	1.25
EE.....	Jaws or Dies, per pair.....	2.00
FF.....	Set Screws for EE.....	.10
G.....	Tooth Gauge (including Screw).....	1.50
H.....	Clamping Screw.....	1.25
I.....	Adjusting Screw for EE.....	.20
J.....	Handle (including Screw for Shapers No. 1 and No. 3).....	1.00
K.....	Grinding Gauge (including L and M).....	1.50
L.....	Clamp for K.....	.20
M.....	Screw for K.....	.10
N.....	Side Handle (wood part only).....	.20
O.....	Screw for N.....	.15
P.....	Back Guide for Nos. 1 and 2.....	.35
PP.....	Back Guide for No. 3.....	2.00

N. B.—In ordering parts, be sure and specify the style number of shaper, also the stock letter of the part required and gauge of saw.

ATKINS UPSET SWAGES

Atkins Upset Swages may be successfully used on all kinds of saws. The material in the shank is of the very highest quality tool steel. The bands are made from a high-grade soft steel of sufficient tensile strength to stand the strain without cracking or expanding.

WHEN ORDERING

Order by number, specifying type of saw and gauge on which swage is to be used.

ATKINS No. 2

FOR BAND AND CYLINDER SAWS

Price.....each \$2.25
Weight, each...ounces 6½

ATKINS UPSET

FOR CIRCULAR AND OTHER SAWS

No. 0, for large circular saws, from 5 to 10 gauge.

Price.....each \$3.00
Weight, each...pounds 1½

No. 1, for large circular saws, from 8 to 12 gauge.

Price.....each \$2.75
Weight, each...pounds 1⅛

No. 2, for small circular and mill saws of thinner gauge.

Price.....each \$2.25
Weight, each...pound ⅞

No. 3, for small circular saws.

Price.....each \$1.75
Weight, each...ounces 2½



No. 2 for Band and Cylinder Saws



No. 0, 1, 2, and 3



Inside Construction of Above

ATKINS SAW MAKERS' TOOLS



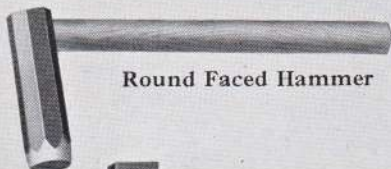
Speed Indicator



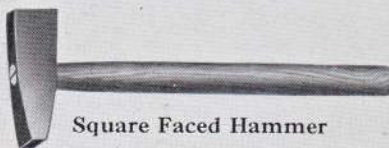
Wire Gauge



Straight Edge



Round Faced Hammer



Square Faced Hammer



Anvil

IMPROVED SPEED INDICATORS

Will give the speed of any machine or shaft when in motion, correctly. Weight, per dozen, 2 pounds.

Sent by mail, prepaid, with cap, for 75 cents each.

STANDARD WIRE GAUGES

Oblong gauges Nos. 1
to 26 each \$1.25
Round wire gauges
..... each 1.00

STRAIGHT EDGE

Price per foot \$1.00

Over 5 feet in length, special prices quoted on application.

TENSION GAUGE

Made to order. Prices on application.

BACK GAUGE WITH DOUBLE EDGE

Made to order. Prices on application.

ROUND FACED HAMMER

Price per pound \$0.60

Furnished any weight desired.

SQUARE FACED HAMMER

Price per pound \$0.60

Furnished any weight desired.

ANVILS**STEEL FACED**

Anvils weighing less
than 180 pounds
..... per pound \$0.15

Anvils weighing 180
pounds or over, per
pound18

We keep in stock anvils
10 x 6 face, 86, 110, 145
pounds; 12 x 6, 250 pounds.

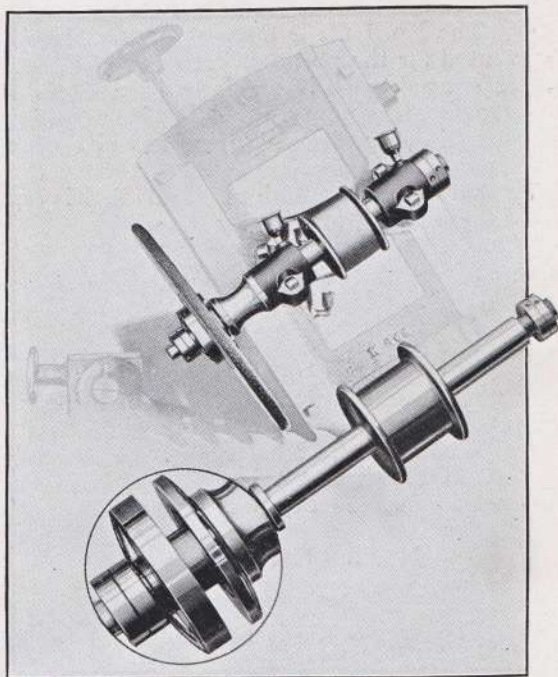
ATKINS "AAA" SLIDING SLEEVE ARBOR

(PATENTED SEPTEMBER 23, 1913)

The "AAA" Sliding Sleeve Arbor is for use on automatic saw sharpening machines. It satisfactorily overcomes the "burning" of saw teeth, which hardens the metal, renders the tooth brittle, causes it to crumble in the cut and become impossible to properly swage.

Furnished complete with all attachments and wrenches for adjusting the collar to any standard automatic saw sharpening or grinding machine. In ordering, give number and make of machine on which the arbor is to be used and whether right or left hand, also thickness of emery wheel. Write for descriptive literature.

Priceeach \$30.00
Weighteach 14 pounds



ATKINS NARROW BAND SAW CLAMP

While this Clamp is designed primarily for filing Narrow Band Saws, it will be found an extremely convenient addition to any filing room equipment.

Its advantages lie in the simplicity of construction, ease of adjustment and convenience for the many uses to which it may be put. It may be fastened to any vertical surface by the use of eight common wood screws. The attachments on the sides underneath the Clamp are for adjusting to accommodate the width of any Band or similar Saw.

The Saws are tightened in the Clamp by an eccentric controlled by the lever in the center which is merely moved up or down to open or close the jaws of the Clamp.

This Clamp has a capacity for Saws or in fact any article from $\frac{3}{16}$ to 7 inches wide, length of jaws, 23 inches.

Priceeach \$8.00



Narrow Band Saw Clamp

ATKINS SIDE FILES

ADJUSTABLE No. 1

The No. 1 file is the simplest tool ever invented for the purpose. The width of the set or swaged tooth is regulated by a single set screw. The clamp for holding the file is adjustable, permitting the use of any kind of file, if one of our files made especially for them cannot be easily obtained. This tool is especially adapted for circular saws.

ADJUSTABLE No. 2

The No. 2 file is adjustable for holding any kind of file, similar to the No. 1, and by its shape is peculiarly adapted for long saws, such as band and gang saws. It can be used on blades down to two inches in width, and as wide as desired. No one who runs such saws should be without this tool. It is also preferred by some on circular saws.

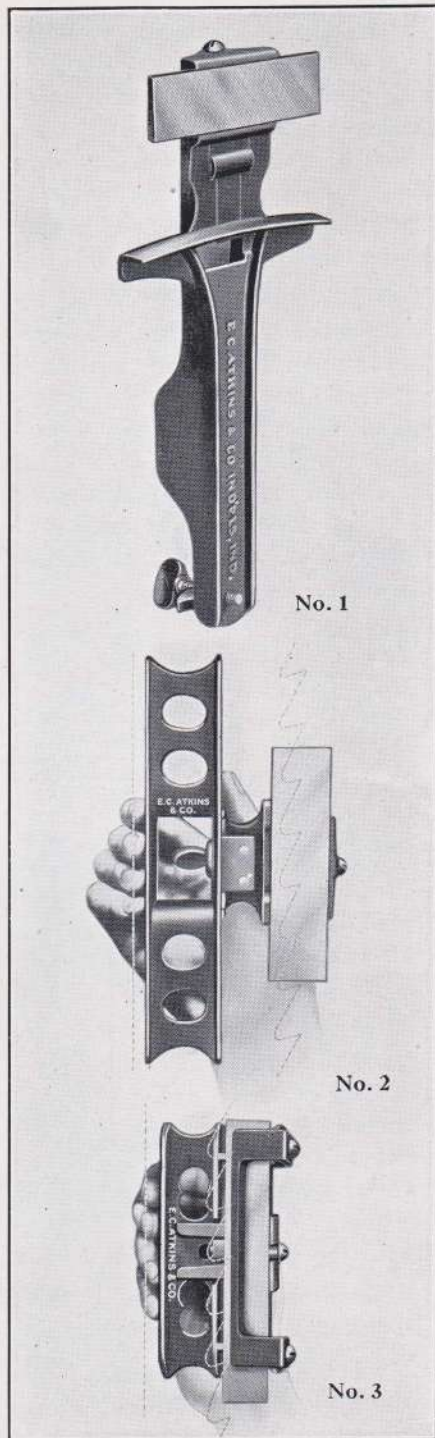
No. 3 FOR BAND AND GANG SAWS

The No. 3 file is adjustable for holding 8-inch and 9-inch files, and so arranged that the file can be tilted to any desired angle. A gauge passes over the points of the teeth, bringing the file in proper position for doing the work. The No. 3 file is for all long saws. It can be used on any width of blade.

Side files are used for the purpose of regulating saw teeth after they have been set. It is impossible to set or upset a saw so that some of the teeth will not extend or be bent over a little more than others, and thus make rough lumber. By the use of these instruments all the teeth are made even; and a saw thus regulated will run twice as long without sharpening, and do much better work.

The reputation of our adjustable side files is fully established, being acknowledged as most convenient and accurate tools. No. 2 is entirely novel in its construction and adaptability. It is easily operated, and insures accurate work.

No. 1, for circular saws.....	each	\$1.00
No. 2, for band, gang and circular saws. . .	each	1.00
No. 3, for band saws.....	each	1.00
Extra files for Nos. 1 and 2.....	per dozen	3.00
Extra files for No. 3.....	per dozen	3.60
Weight, No. 1, each.....	pounds	2
Weight, No. 2, each.....	pounds	1 $\frac{3}{8}$
Weight, No. 3, each.....	pounds	1 $\frac{3}{8}$





ATKINS SAW MAKERS' TOOLS

CIRCULAR AND MILL SAW SETS

For heading, shingle or small saws.
Made of drop forged tool steel.
Weight, 5 ounces each.

Price.....per dozen \$9.00

Made to suit saws of different sizes.

Large, for circular saws,
double handle each \$2.25

Small, for band saws, single
handle.....each 1.50

Weight, large, 1 lb., 10 oz., each.

Weight, small, 10 ounces each.

BAR SWAGES

No.	No. of Sides	Dimensions Inches	Wt. Lbs.	Price Each
1	6 or 8	11x1 x 1 1/2	1 13/16	\$3.75
2	6 or 8	11x1 1/4 x 5/8	1 11/16	4.50
3	6 or 8	11x1 1/2 x 3/4	2 9/16	5.25
4	6 or 8	11x1 3/4 x 7/8	3 1/2	6.00

HAMMERS FOR BAR SWAGES

Size Inch	Weight Lbs.	Price Each
3/4.....	1 1/2	\$1.50
7/8.....	1 1/8	1.80
1.....	1 3/8	2.25

Every sawyer or filer should have one of these swages and hammers for drawing out short teeth, or swaging saws, before using the regular swage or upset.

LEVELING BLOCKS

SURFACED ON BOTH SIDES

Width Inches	Thickness Inches	Weight per Foot	Price per Lineal Foot
12	2	80	\$ 6.00
12	2 1/2	100	7.50
12	3	120	9.00
12	3 1/2	140	10.50
12	4	160	12.00

Other widths at proportionate prices.

LEVELING TABLE

12 inches wide, 7 feet long.

Price.....each \$18.00



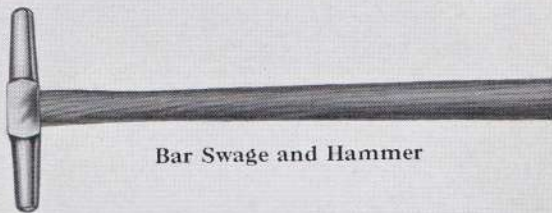
Shingle Saw Set



Shingle Saw Set, Small



Double Saw Set, Large



Bar Swage and Hammer



Leveling Block




Leveling Table

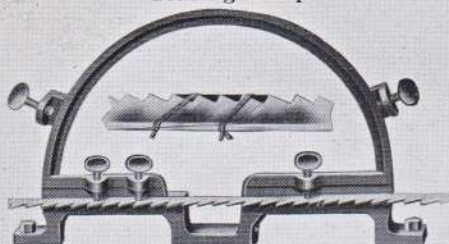
ATKINS BRAZING TOOLS




Silver Solder




Brazing Lamp



Brazing Clamps



Criterion Band Saw Set



Brazing Tongs

SILVER SOLDER

The successful brazing of band saws largely depends on the solder used. We use, and keep constantly in stock, special Silver Solder that has proved to be the best adapted for brazing tempered steel.

We will furnish Silver Solder at the lowest market price, predicated on the price of silver.

DIRECTIONS FOR USING LAMP

Use alcohol in both lamps and in the blower, having the blower about half full. Light both wicks in the lamps and place the heating lamp in position under the blower. See that the blow pipe is directed against the base of the blaze, and in a moment, as the alcohol becomes heated, the flame can be sent in any direction, and the weld quickly made. As the solder melts, spread it evenly over the surface of the saw with any pointed instrument.

Price.....each \$4.50
Weight, each.....pounds 2

ATKINS BRAZING AND FILING CLAMPS

FOR BRAZING NARROW BAND SAWS

Bevel the ends of saw about one-half inch, and bind firmly together with two or three strands of very fine wire. Fasten the saw in position with the set screws in clamp; place a small piece of silver solder on the lap, and cover with powdered borax. The braze can then be made either with our alcohol lamp with automatic blower, or with the common brazing tongs. Use the half circle of clamp when filing the bevel and in finishing up braze.

Price.....each \$3.75
Weight, each.....pounds 13

ATKINS CRITERION BAND SAW SETS

For narrow bands, carpenters' rip saws and saws with similar teeth.

Price.....per dozen \$10.00
Weight, one-half dozen..pounds 7 $\frac{1}{8}$

BRAZING TONGS AND CLAMPS FOR BAND SAWS

LARGE

To braze saws from 2 to 6 inch, with clamp.


Price.....each \$7.50
Weight, each.....pounds 11 $\frac{1}{4}$

SMALL

For bands 1 $\frac{1}{2}$ inch and smaller, no clamp.

Price.....each \$3.00
Weight, each.....pounds 4 $\frac{1}{8}$

ATKINS SPECIALTIES



THE GUIDE

This invention, used simply as a saw guide, has advantages which are possessed by no other guide. A glance at the accompanying engraving will make this fact apparent to every practical saw-mill man. Guide is adjustable and reversible.

THE ROUNDER

The "Rounder" or "Jointer" is entirely original with us, and its attachment to a saw guide a novel and valuable feature. When not in use detach the rounder by using the thumb nut.

No. 1, FOR ORDINARY MILLS		No. 2, FOR HEAVY WORK	
Guide, without rounder.....	\$ 7.50	Guide, without rounder.....	\$10.00
Combined guide and rounder.....	10.00	Combined guide and rounder.....	12.50
Weight, guide only.....pounds	32	Weight, guide only.....pounds	47
Weight, rounder only.....pounds	6½	Weight, rounder only.....pounds	7

ATKINS SWING SAW

The frame hangs on hangers, doing away with imperfect alignment and insuring the utmost rigidity. The head is detachable, permitting of great ease in adjusting, and may be removed for rebabbiting. Countershaft and hangers of 1 1/8 steel shafting, have an up and down adjustment, equipped with belt shifter.

Through the use of adjustable counter weight, saw may be made to hang at any angle. The saw guard will accommodate saws up to 20 inches, or to 24 inches when so specified, at extra cost. Length of frame 6 feet, tight and loose pulley 8 x 5 inches, drive pulley 16 x 5 inches, arbor pulley 5 x 5 1/2 inches, size of arbor in bearing 1 1/4 inches, size of arbor where saw goes on 1 3/8 inches. Speed of countershaft 450 revolutions per minute, weight, 400 pounds.

Price, No. 7, with saw	\$60.00
Weight	pounds 550


ATKINS PUNCH GUMMER AND SHEAR

A very handy device for punching teeth in band and cross cut saws. We furnish dies to any specification. Will accommodate dies up to 3 1/4 inches square by 1/8 inch thick.

accommodate dies up to 8 3/4 inches square by 7 1/2 inches thick.		We furnish dies for shearing band saws, to be used in	
Price	each	\$30.00	Atkins Gummer.
Extra punches and dies.....	per set	12.00	
Weight.....	pounds	75	Price
			per pair \$12.00



ATKINS "AAA" CAR MOVER



Here is a device which moves cars more rapidly and with less effort than has been possible through the use of any other hand contrivance. It is the invention of the patentee of a car mover which has heretofore been the most popular and is the result of lifelong study and experience.

The reason for its ease of operation will be apparent when you examine the above picture. You will note that every pound of pressure is directed at the exact point where it will produce the best results.

The roller "F" permits the Mover to slide easily along the rail. The hardened steel key "E" with four corners, which may be changed when desired, clinches the top of rail and prevents slipping. The link "C" is fastened to the shoe "D," so that when pressure is applied on the handle, the shoe "D" is moved against the wheel with an upward and forward pressure. The pivots "A" and "B" are the only parts where friction occurs, and as these can be easily oiled, there is practically no friction.

A trial of the Atkins "AAA" Car Mover in comparison with any other will immediately demonstrate its superiority.

This device will be of particular interest to every manufacturing plant which has switching facilities. It will enable one man to move the heaviest car from point to point and is the only hand contrivance that will do this easily and with speed.

The leverage is warranted to at least double that of any other car mover. It holds practically the same relation to other movers that they do to the old fashion "pinch bar."

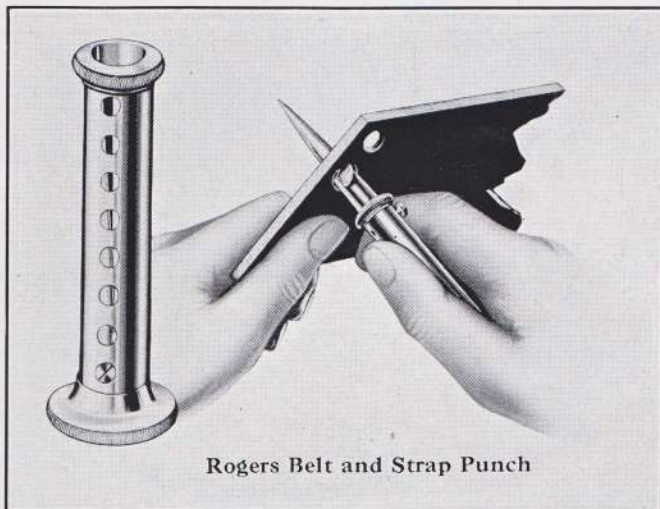
Sold under an absolute guarantee subject to return in ten days if not perfectly satisfactory.

Price.....each \$6.00
Weight, each, net.....pounds 18

PARTS FOR "AAA" CAR MOVER

Letter and Name of Parts	Price Each	Name of Parts	Price Each
G Frame.....	\$2.10	Lever.....	\$3.30
D Wheel shoe.....	.60	Short pin.....	.10
E Steel grip.....	.50	Long pin.....	.20
F Roller wheel.....	.30	Wood handle.....	1.00
C Link.....	.20		
A Lever bolt.....	.05		

ROGERS BELT AND STRAP PUNCH




Rogers Belt and Strap Punch

This punch is designed for cutting holes of any desired uniform size in leather or rubber belting, harness or similar material. The blade tapers and is curved. It slips into the handle when not in use and is withdrawn by pulling the thumb screw outward. A series of holes on the side of the handle regulates the amount of blade which is exposed and, therefore, the size of hole cut.

It will cut any size from $\frac{1}{16}$ to $\frac{3}{8}$ inch or from $3\frac{1}{2}$ to 11 m/m, and being no larger than a pocket knife, should be in the pocket of every engineer, belt man, millwright, farmer and horseman.

Price.....	per dozen	\$9.00
Weight.....	per dozen	1 lb. 7 oz.



AAA Circular Saw Set

The Atkins "AAA" Circular Saw Set is fastened to the bench or block by three common wood screws. It will accommodate six to twenty-four inch, either rip or cut-off Saws. The Saw is placed between cone shape holder, which is graduated for a hole from $\frac{3}{4}$ to $1\frac{1}{2}$ inches. By the use of thumb screw the Saw is rendered rigid, but may be revolved on a bearing at the bottom of the cone. The cone moves in a slot to the proper point and is held in position by thumb screw on the bottom. The anvil has four surfaces of different degrees of bevel, and revolves into four slots, or stops, making it impossible to change the bevel after being adjusted. The hammer is supported by a spiral spring, and may be revolved in circular slide, and held in position by thumb screw. This enables the user to secure any set desired to point of tooth for either rip or cut-off Saw. The hammer arrangement insures an equal blow. The Saw being held in uniform position, a variation in set cannot occur. It is so simple that anyone can operate it.

Price..... \$11.25

BAND SAW GUIDE AND SETTING MACHINES

WRIGHT'S NON-FRICTION
BAND SAW GUIDE

The saw runs against the face of a chilled steel disc, giving from $1\frac{1}{2}$ to 5 inches surface bearing for the back of saws, without heating or crystallizing the blade. Its operation is fully shown in the accompanying illustration.

Price.....each \$10.00
Weight (packed) each . pounds 8

WRIGHT'S BAND SAW
SETTER

This splendid device is designed for either power or hand motion. It has an automatic grip, positive feed, uniform set, insuring smoother cutting and longer life to the saws. We guarantee a saving of 40 per cent in time, labor and general breakage to the saw through the use of this machine. Capacity, 200 teeth per minute. Will accommodate saws from $1\frac{1}{8}$ to $\frac{1}{2}$ inches.

Price.....each \$20.00
Weight (packed) each . pounds $15\frac{3}{4}$

EQUAL BLOW SETTING
MACHINE


FOR BAND SAW BLADES UP
TO 2 INCHES

Sets an ordinary saw in from three to five minutes.

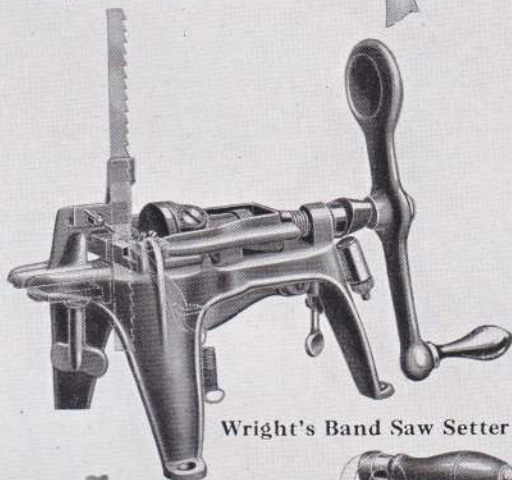
Blades set without removing from machine, or at the bench as desired.

The first and only setting machine in which two teeth are set, one in either direction by two hammers which are pressed by same spring and striking with equal force at the same instant.


Price.....each \$25.00
Weight (packed) each . pounds $14\frac{1}{2}$



Wright's Band Saw Guide



Wright's Band Saw Setter



Equal Blow Setting Machine


CONNECTING LINKS AND LOAD BINDERS, ETC.



Goodyear Load Binder



Atkins "AAA" Grab Hook



Keystone Connecting Link

ATKINS IMPROVED LOAD BINDERS

The Atkins Improved Load Binder is unsurpassed for binding logs, hay, lumber, pipe, or large loads of every description. The binder when open has a spread of $22\frac{1}{2}$ inches and closes up to 18 inches, taking up a slack of $4\frac{1}{2}$ inches.

Price each \$2.50
Weight, per pair. pounds 21

GRAB HOOKS

Atkins "AAA" Grab Hook will be found superior in many ways.

The peculiar pitch given to the hook, and the angle at which it is placed, permit it to be easily driven into position and almost instantly released.

At the same time it is so constructed that it is impossible for it to work loose.

Made of a very fine tough steel, and both points are carefully tempered so that they may be sharpened and will hold their edge indefinitely.

Price.....per dozen \$8.00


KEYSTONE CONNECTING LINKS

The Keystone Connecting Link for connecting new or repairing broken chains of any kind — is composed of two corresponding halves centrally pivoted on the same axis. As shown by the illustration herewith, the inner flat face of each member is provided with a projecting lug and recess, so that when closed and in use they mutually interlock, and by abutting against each other, lateral displacement of the two halves, and their consequent spreading or parting is rendered impossible. The Keystone Link is drop forged from an especially tough grade of bar steel, is the only one so made, and must not be confused with similar devices which are simply malleable iron castings.

Size Inches	Price per Dozen	Wt. Lbs. per Dozen
$\frac{1}{4}$	\$ 2.00	$\frac{7}{8}$
$\frac{5}{16}$	2.25	$1\frac{1}{2}$
$\frac{3}{8}$	2.50	$2\frac{1}{2}$
$\frac{7}{16}$	3.25	$3\frac{7}{8}$
$\frac{1}{2}$	4.00	$5\frac{3}{8}$
$\frac{5}{8}$	7.50	$10\frac{7}{8}$
$\frac{3}{4}$	10.00	18
1	15.00	$43\frac{1}{2}$

ATKINS CIRCULAR SAW MANDRELS

CAST STEEL, SELF-OILING BOXES



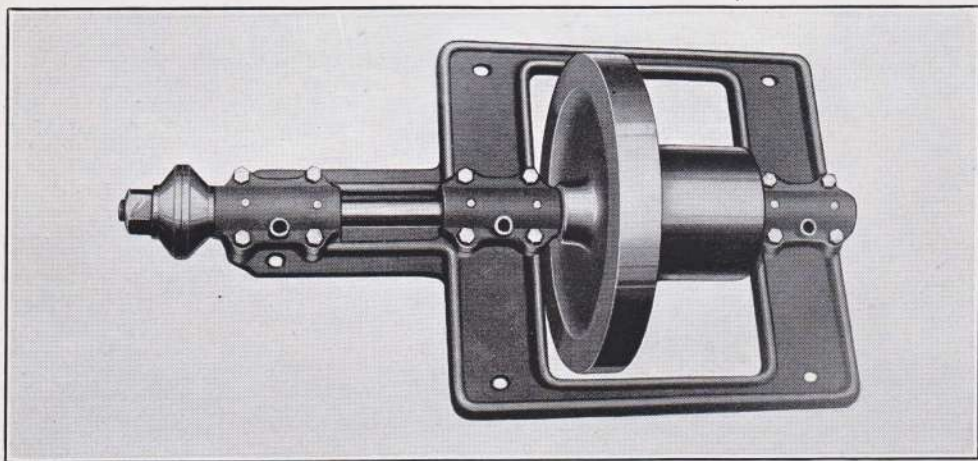
PULLEY OUTSIDE BOXES

We manufacture mandrels that run absolutely true, cool, and without the slightest jar or vibration. They cost more than some other makes because the shaft is lathe-turned from the highest grade of steel. The pulleys, cast from soft gray iron, are also lathe-turned and shrunk to the shaft, becoming practically one solid piece.

No.	Extreme Length Inches	Diameter of Arbor Inches	Diameter of Pulley Inches	Face of Pulley Inches	Diameter of Collars Inches	Size Hole in Saw Inches	Size of Saw Inches	Weight Lbs.	Price Each
1	16 1/2	1 1/8	3	3	3	1	10 to 12	18 1/2	\$ 8.00
2	19	1 1/8	3	3 1/2	3	1	10 to 12	20	8.50
3	21 1/2	1 1/8	3	4	3 1/2	1 1/8	14 to 16	27 1/2	9.50
4	24	1 1/8	3 1/2	4 1/2	3 1/2	1 1/8	14 to 16	30 1/2	10.75
5	26	1 1/8	4	5	4	1 1/4	18	35 1/2	12.50
6	28	1 1/8	4 1/2	5 1/2	4	1 1/4	18	40	14.00
6 1/2	30 1/2	1 1/8	5	6	4 1/2	1 1/8	20 to 22	47 1/2	16.00
7	30 1/2	1 1/8	5	6	4 1/2	1 3/8	24 to 26	47 1/2	16.00
8	33 1/2	1 1/8	5 1/2	6 1/2	4 1/2	1 3/8	24 to 26	51 1/2	18.00
9	37	1 1/8	6	7	4 1/2	1 1/2	28 to 30	62	22.50
10	41	1 1/8	7	8	5	1 5/8	32 to 38	86	28.00
11	44 1/2	1 1/8	8	10	5	1 5/8	32 to 38	133	33.50
12	48	1 1/8	10	10	5	1 5/8	32 to 38	157	40.00
13	54	2 1/8	12	10	5	2	40 and over	50.00

Mandrels with pulley outside are made with pulley on right-hand side, with left-hand thread, unless otherwise ordered.

ATKINS SPECIAL SAW MANDREL—RIGHT OR LEFT HAND



Extreme Length	Distance from Saw to Wheel	Diameter of Mandrel	Size of Pulley	Diameter Saw Collar	Hole in Saw	Price
38 Inches	18 1/2 Inches	1 1/8 Inches	7 x 7 Inches	4 1/2 Inches	1 1/4 Inches	\$32.00

Prices do not include saws.

ATKINS CIRCULAR SAW MANDRELS

CAST STEEL, SELF-OILING BOXES



Pulley Inside Boxes



Double End

PULLEY INSIDE BOXES, SINGLE END

No.	Extreme Length Inches	Diameter of Arbor Inches	Diameter of Pulley Inches	Face of Pulley Inches	Diameter of Collars Inches	Size of Hole in Saw Inches	Size of Saw Inches	Weight Lbs.	Price Each
1	14	1 $\frac{1}{16}$	3	3	3	1	10 to 12	17 $\frac{1}{2}$	\$ 7.50
2	16	1 $\frac{1}{16}$	3	3 $\frac{1}{2}$	3	1	10 to 12	19	8.00
3	18	1 $\frac{3}{16}$	3	4	3 $\frac{1}{2}$	1 $\frac{1}{8}$	14 to 16	27	9.00
4	20	1 $\frac{3}{16}$	3 $\frac{1}{2}$	4 $\frac{1}{2}$	3 $\frac{1}{2}$	1 $\frac{1}{8}$	14 to 16	29	10.00
5	22	1 $\frac{5}{16}$	4	5	4	1 $\frac{1}{4}$	18	34	11.50
6	24	1 $\frac{5}{16}$	4 $\frac{1}{2}$	5 $\frac{1}{2}$	4	1 $\frac{1}{4}$	18	38 $\frac{1}{2}$	13.00
6 $\frac{1}{2}$	26	1 $\frac{7}{16}$	5	6	4 $\frac{1}{2}$	1 $\frac{5}{8}$	20 to 22	38 $\frac{1}{2}$	14.50
7	26	1 $\frac{7}{16}$	5	6	4 $\frac{1}{2}$	1 $\frac{5}{8}$	24 to 26	47	14.50
8	28	1 $\frac{7}{16}$	5 $\frac{1}{2}$	6 $\frac{1}{2}$	4 $\frac{1}{2}$	1 $\frac{3}{8}$	24 to 26	49	16.00
9	32	1 $\frac{9}{16}$	6	7	4 $\frac{1}{2}$	1 $\frac{1}{2}$	28 to 30	60	20.00
10	36	1 $\frac{11}{16}$	7	8	5	1 $\frac{5}{8}$	32 to 38	77	26.00

PULLEY INSIDE BOXES, DOUBLE END

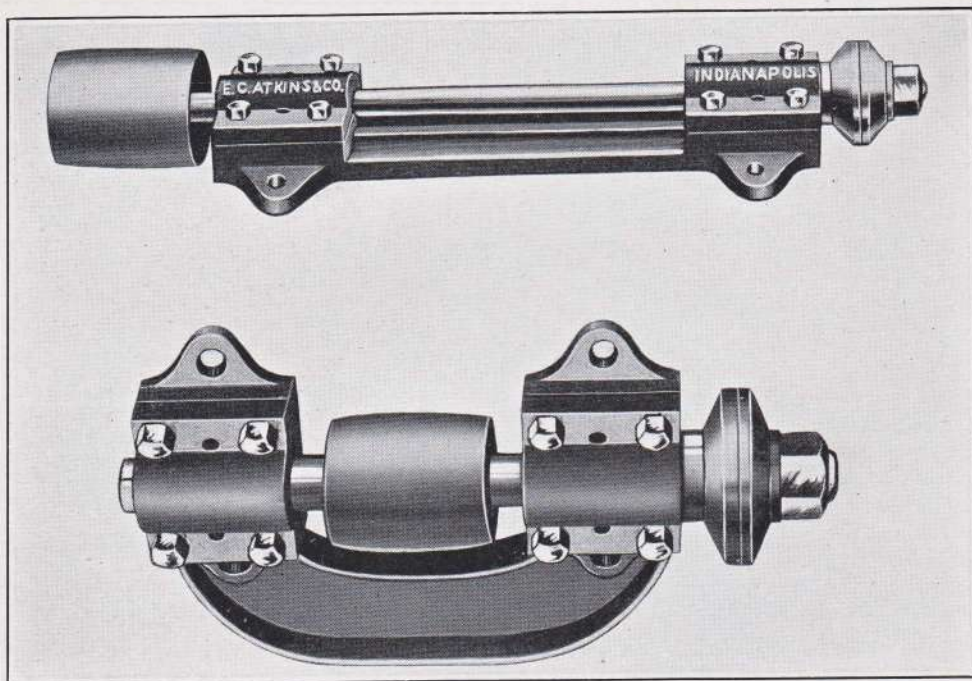
No.	Extreme Length Inches	Distance from Saw to Saw on Double Ended Mandrels Inches	Distance from Out to Out of Boxes on Double Ended Mandrels Inches	Diam. of Arbor Inches	Diam. of Pulley Inches	Face of Pulley Inches	Diam. of Collars Inches	Size of Hole in Saw Inches	Size of Saw Inches	Weight Lbs.	Price Each
1	20	16	13	1 $\frac{1}{16}$	3	3	3	1	10 to 12	22	\$12.00
2	22 $\frac{1}{2}$	18	15	1 $\frac{1}{16}$	3	3 $\frac{1}{2}$	3	1	10 to 12	23 $\frac{1}{2}$	13.00
3	24	20	16	1 $\frac{3}{16}$	3	4	3 $\frac{1}{2}$	1 $\frac{1}{8}$	14 to 16	31	14.50
4	26	22	18	1 $\frac{3}{16}$	3 $\frac{1}{2}$	4 $\frac{1}{2}$	3 $\frac{1}{2}$	1 $\frac{1}{8}$	14 to 16	34 $\frac{1}{2}$	16.00
5	28	23 $\frac{1}{4}$	19 $\frac{3}{4}$	1 $\frac{5}{16}$	4	5	4	1 $\frac{1}{4}$	18	41	18.00
6	30	25 $\frac{1}{4}$	21 $\frac{3}{4}$	1 $\frac{5}{16}$	4 $\frac{1}{2}$	5 $\frac{1}{2}$	4	1 $\frac{1}{4}$	18	45 $\frac{1}{2}$	20.00
6 $\frac{1}{2}$	32	26 $\frac{3}{4}$	22 $\frac{3}{4}$	1 $\frac{7}{16}$	5	6	4 $\frac{1}{2}$	1 $\frac{5}{8}$	20 to 22	45 $\frac{1}{2}$	22.00
7	32	26 $\frac{3}{4}$	22 $\frac{3}{4}$	1 $\frac{7}{16}$	5	6	4 $\frac{1}{2}$	1 $\frac{5}{8}$	24 to 26	49	22.00
8	34	28 $\frac{3}{4}$	25 $\frac{1}{2}$	1 $\frac{7}{16}$	5 $\frac{1}{2}$	6 $\frac{1}{2}$	4 $\frac{1}{2}$	1 $\frac{3}{8}$	24 to 26	59	24.00
9	38	32 $\frac{1}{2}$	27 $\frac{3}{4}$	1 $\frac{9}{16}$	6	7	4 $\frac{1}{2}$	1 $\frac{1}{2}$	28 to 30	65	29.00
10	42	36	30 $\frac{1}{2}$	1 $\frac{11}{16}$	7	8	5	1 $\frac{5}{8}$	32 to 38	75	35.00

Prices do not include saws.



ATKINS CIRCULAR SAW MANDRELS

CAST STEEL, SELF-OILING BOXES



CONNECTED BOXES

No.	Extreme Length Inches	Length of Frame Inches	Distance from Center to Center of Bolt Holes Inches	Diam. of Arbor Inches	Diam. of Pulley Inches	Face of Pulley Inches	Diam. of Collars Inches	Size of Hole in Saw Inches	Size of Saw Inches	Weight Lbs.	Price Each
1	23 $\frac{1}{2}$	17	13 $\frac{3}{4}$	$\frac{1}{16}$	3	4	3	$\frac{7}{8}$	6 to 8	24	\$ 9.00
2	26 $\frac{1}{2}$	19	14 $\frac{1}{2}$	$\frac{1}{16}$	3 $\frac{1}{2}$	4 $\frac{1}{2}$	3	1	10 to 12	36 $\frac{1}{2}$	11.00
3	28 $\frac{3}{4}$	20 $\frac{1}{2}$	15 $\frac{3}{4}$	$\frac{3}{16}$	4	5	3 $\frac{1}{2}$	$\frac{1}{8}$	14 to 16	45	13.25
4	30 $\frac{1}{2}$	22	16 $\frac{1}{2}$	$\frac{5}{16}$	4 $\frac{1}{2}$	5 $\frac{1}{2}$	3 $\frac{1}{2}$	$\frac{1}{4}$	18	54 $\frac{1}{2}$	15.50
4 $\frac{1}{2}$	33 $\frac{1}{2}$	24	19	$\frac{1}{16}$	5	6	4	$\frac{5}{16}$	20 to 22	56	17.75
5	33 $\frac{1}{2}$	24	19	$\frac{7}{16}$	5	6	4	$\frac{3}{8}$	24 to 26	60	17.75
6	36 $\frac{1}{2}$	26	20 $\frac{3}{4}$	$\frac{9}{16}$	6	7	4 $\frac{1}{2}$	$\frac{1}{2}$	28 to 30	78 $\frac{1}{2}$	20.00

YOKE

No.	Out to Out Boxes Inches	Diameter to Arbor Inches	Diameter of Pulley Inches	Face of Pulley Inches	Size of Collars Inches	Size of Hole in Saw Inches	Size of Saw Inches	Weight Lbs.	Price Each
1	10	$\frac{1}{16}$	2 $\frac{1}{2}$	3	3	$\frac{7}{8}$	6 to 8	18 $\frac{1}{2}$	\$ 9.00
2	14	$\frac{1}{16}$	3	4	3	$\frac{7}{8}$	6 to 8	27	10.50
3	16	$\frac{1}{16}$	3 $\frac{1}{2}$	4 $\frac{1}{2}$	3	1	10 to 12	36	12.00
4	18	$\frac{1}{16}$	4	5	3 $\frac{1}{2}$	$\frac{1}{8}$	14 to 16	45	14.00
5	20	$\frac{1}{16}$	4 $\frac{1}{2}$	5 $\frac{1}{2}$	3 $\frac{1}{2}$	$\frac{1}{4}$	18	54 $\frac{1}{2}$	16.00
5 $\frac{1}{2}$	22	$\frac{1}{16}$	5	6	4	$\frac{5}{16}$	20 to 22	56 $\frac{1}{2}$	18.00
6	22	$\frac{1}{16}$	5	6	4	$\frac{3}{8}$	24 to 26	61	18.00
7	24	$\frac{1}{16}$	6	7	4 $\frac{1}{2}$	$\frac{1}{2}$	28 to 30	79	20.00

Prices do not include saws.

MIXTER PATENT CHAMPION GUMMERS

WITH AUTOMATIC SELF-FEED

No. 1 LARGE SIZE

The engraving represents Mixer's Famous Champion Gummer, No. 1, with patent adjustable automatic self-feed. It can be regulated at will to feed faster or slower, according to the work to be performed, and can be changed in an instant from self to hand-feeding.

It is self-acting, throwing out of gear when the teeth are cut to the required depth, making them of uniform length.

The Champion has the lateral or oscillating movement of the cutter, and is fully adjustable to all kinds of saws, from the largest circular to the smallest in general use; also mill and cross cut saws. The line of the teeth can be cut at any angle desired from horizontal to perpendicular. It cuts very rapidly, and with no risk of bending, breaking or case hardening the saw.

Weight, 24 pounds, packed.

No. 1 Patent Automatic Self-Feeding Gummer, including three cutters (usual size, $\frac{3}{4}$, $\frac{1}{2}$ and 1 inch) grinder and wrench..... \$25.00

Extra arbors for $\frac{3}{8}$, $\frac{1}{2}$ and $\frac{5}{8}$ -inch cutter for No. 1 Champion Gummers, net..... \$2.00

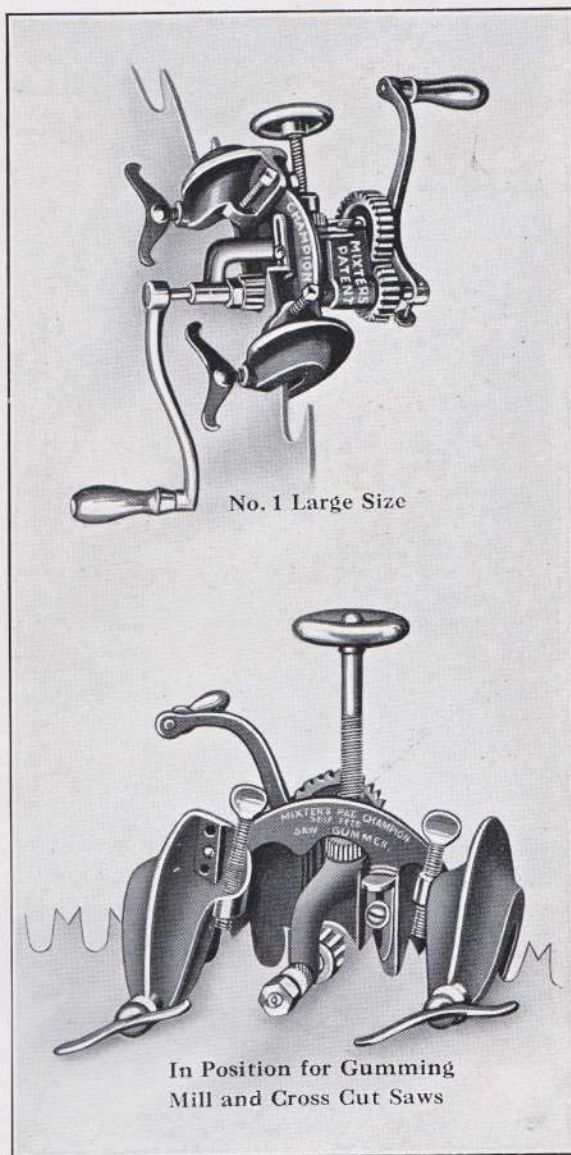
No. 2 SMALL SIZE

The engraving represents the No. 2 Patent Self-Feed Champion Gummer in position to gum mill saws or cross cut saws.

This size is especially adapted for cross cut saws, and small and medium circular saws, etc. Shingle mills, planing mills, sash, door and blind factories, wagon and carriage, pattern and furniture shops, all need this gummer. It is also especially handy for lumbermen to carry in the woods for gumming cross cut saws. It will soon pay its cost in saving of time and files.

The small size Champion has all the improvements and advantages of the large size Champion Automatic Self-Feed Gummer except that it is for smaller saws. Full directions sent with each.

Weight, boxed, 22 pounds.



In Position for Gumming
Mill and Cross Cut Saws

No. 2 Mixer Patent Automatic Self-Feeding Champion Gummer, including three cutters $\frac{3}{8}$, $\frac{1}{2}$ and $\frac{5}{8}$ inch, grinder and wrench..... \$25.00
Extra arbor for $\frac{3}{8}$ -inch cutter for No. 2 Champion Gummers, net..... 1.50

SAW GUMMERS

WARRANTED

THE "STANDARD"

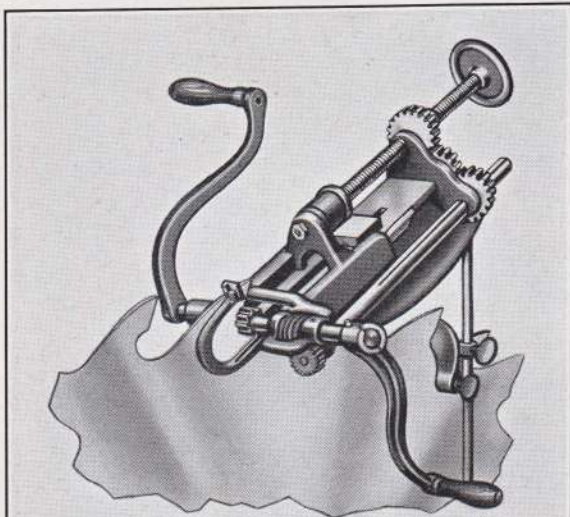
Has an automatic, changeable self-feed, is very simple in construction, and beyond question a superior machine.

The "Standard" Saw Gummer complete, with three arbors, two cranks and wrench, with four solid cutters, any size on list, and one cutter grinder.

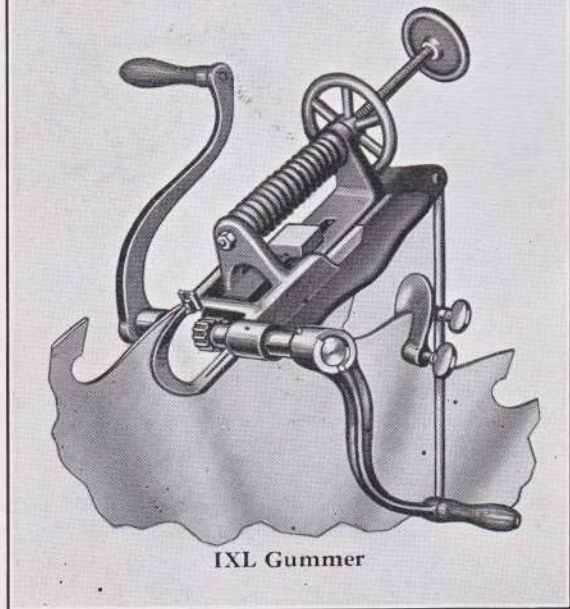
Price, complete..... \$20.00

The "Standard" Saw Gummer complete, with three arbors, two cranks and wrench, with two inserted tooth cutters, any size on list, and fifty teeth.

Price, complete..... \$20.00
Weight (packed) pounds 33



Standard Gummer



IXL Gummer

THE "IXL"

Has a changeable self-feed, but is not automatic. It is pronounced first-class by those using it, and we sell it as such. It is designed especially as a low-priced gummer, is strong and will do its work thoroughly.

The "IXL" Saw Gummer complete with three arbors, two cranks and wrench, with three solid cutters, any size on list, and one cutter grinder.

Price, complete..... \$15.00

The "IXL" Saw Gummer complete, with three arbors, two cranks and wrench, with one inserted tooth cutter, any size on list, and fifty teeth.

Price, complete..... \$15.00
Weight (packed) pounds 27

ATKINS SPECIALTIES

ATKINS COUNTERSHAFT

Arbor 24 inches long by $1\frac{3}{8}$ -inch diameter.

Tight and loose pulleys $4\frac{1}{2}$ -inch diameter by 3-inch face for 3-inch belt.

One two-step cone pulley $8\frac{1}{2}$ by $7\frac{1}{2}$ with two faces for 2-inch belt.

This is one of the best countershafts on the market.

Price.....each \$10.00
Weight, eachpounds 40

ATKINS SHINGLE SAW SET GAUGE

For cylinder, shingle and heading saws.

An accurate tool that will produce good results.

Price, nickel-plated.....each \$0.75
Weight, eachounces $4\frac{1}{2}$

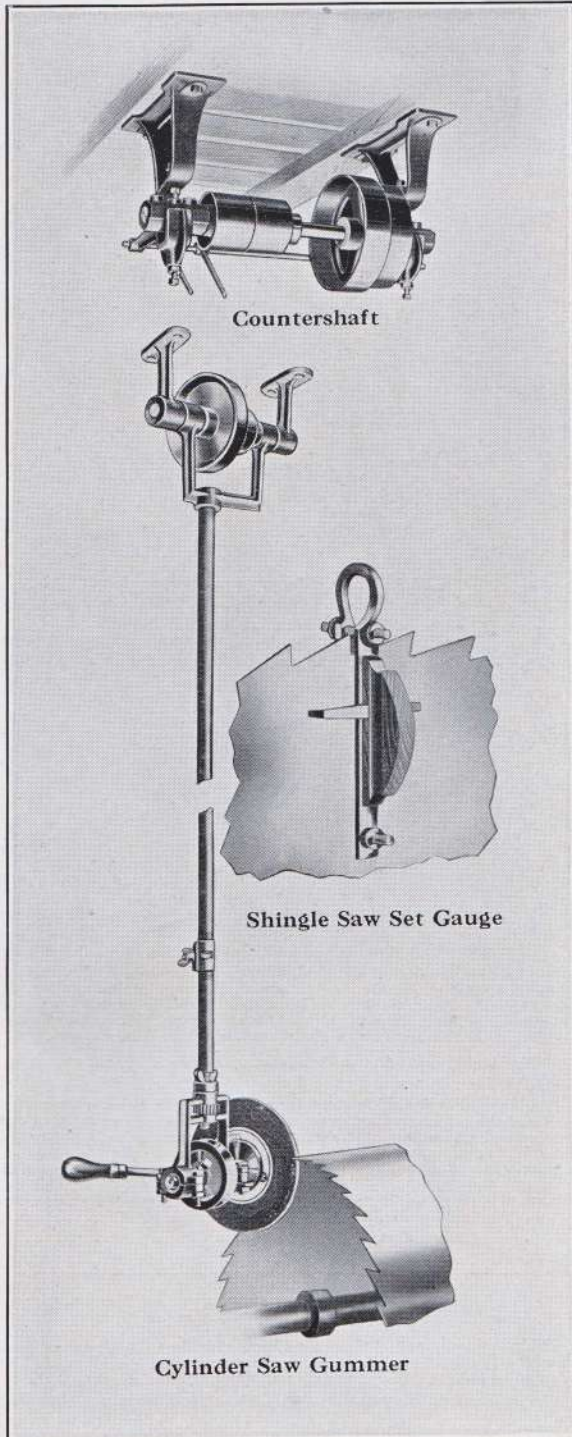
ATKINS CYLINDER SAW GUMMER

These can be used for gumming any kind of a saw, Band, Circular, Barrel and Cylinder.

This illustration shows the Atkins Cylinder Saw Gummer. This gummer is adjustable, being so constructed that it can be raised or lowered, and the wheel can be operated at any desired angle while the gummer is in use.

Price.....each \$20.00
Weight (packed) each.. pounds 40

Above price includes belt and emery wheel.

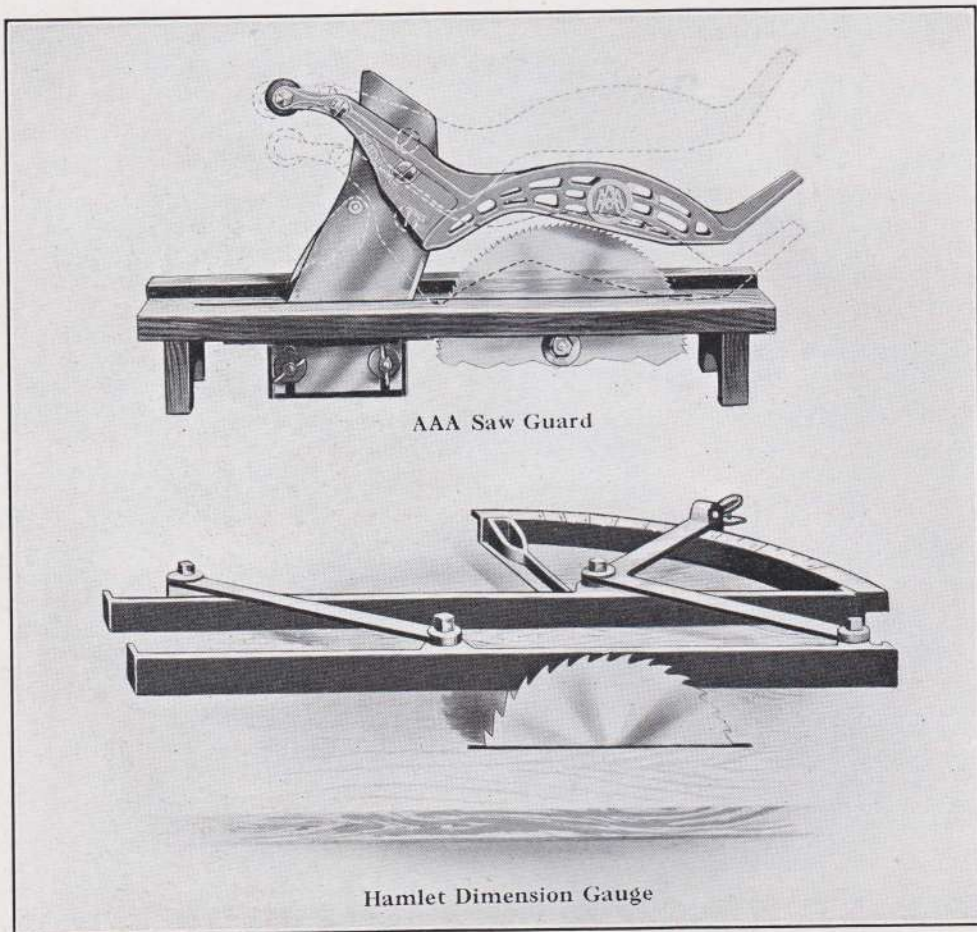


Countershaft

Shingle Saw Set Gauge

Cylinder Saw Gummer

ATKINS "AAA" SAW GUARD



AAA Saw Guard

Hamlet Dimension Gauge

The action of Atkins "AAA" Saw Guard can be readily seen from above illustration, and description as given below.

The Guard itself is made of aluminum. It has an up and down motion in the slot on front guide or splitter. This gives the guard a capacity for any thickness of lumber up to three inches. There is also a tilting movement on the loose bolt with which the guard is fastened to the splitter. This causes the guard to entirely encompass the saw, as it automatically drops forward when the lumber is fed under the opposite end and when the end of the board is reached, it drops down at the rear, until both ends touch the table. See dotted lines above.

A swinging dog, attached to the back of the splitter prevents the lumber from kicking backward.

It is the only guard that will take all thicknesses of lumber without special adjustment and that at the same time entirely protects the user, making it impossible to come in contact with the saw blade during the entire process of sawing.

For the ordinary wood table a malleable holder is screwed to the bottom of the table and the splitter is attached to same with thumb screws. Where table has an underneath rib, a special attachment is used. This attachment is adjustable either horizontally or vertically and will fit any style of saw table.

	Wood Table	Iron Table	Weight, Pounds
No. 3. For saws 12 inches in diameter and under.....	each \$12.00	\$16.00	25
No. 4. For saws 14 inches in diameter and under.....	each 14.00	20.00	30
No. 5. For saws 20 inches in diameter and under.....	each 16.00	22.00	40

HAMLET DIMENSION GAUGE

Undoubtedly one of the most effective devices that has ever been invented for dimensioning lumber. Through the use of the Hamlet Dimension Gauge, the operator is enabled not only to adhere to absolute uniformity of cut, but to make any desired change without the necessity of rule or other gauge.

The Hamlet Dimension Gauge is designed to cover a range from $\frac{1}{8}$ to 9 inches and is furnished either right or left hand.

Price, right or left hand, $\frac{1}{8}$ to 9 inches capacity.....each \$10.00
 Weight, each.....pounds 29

ATKINS GRINDERS

ATKINS "AA" GRINDER


Diameter of pulley, 3 inches.
Face of pulley, $2\frac{3}{8}$ inches. Will
carry wheel 10 inches in diam-
eter, $1\frac{1}{4}$ -inch face.

Price.....each \$8.00
Weight, netpounds 46

ATKINS' 'AAA' GRINDER

Same pattern as "AA" but
larger and designed for heavier
work. Diameter of pulley, $3\frac{1}{4}$
inches. Face of pulley, $2\frac{1}{2}$
inches. Will carry wheel 14
inches in diameter, $1\frac{1}{2}$ -inch face.

Price.....each \$12.00
Weight, netpounds 65



"AA" Grinder

No. 5

ATKINS DOUBLE END GRINDER, No. 5

Will carry two wheels, 12 x $1\frac{1}{2}$ inches or smaller. Equipped with tight and loose pulleys. Two adjustable rests. Babbitted bearings and brass oil cups. Four cap screws to each bearing. Height from base to center of arbor, $8\frac{1}{2}$ inches. Distance between wheels, $14\frac{3}{4}$ inches. Length of bearings, 4 inches. Length of arbor, 21 inches. Diameter of arbor in bearings, $1\frac{1}{8}$ inches. Diameter of arbor between collars, 1 inch. Size of pulleys, 3 x $2\frac{1}{2}$ inches.

Price.....each \$12.50
Weight.....pounds 65

Above prices do not include wheels.

ATKINS GRINDERS

ATKINS No. 1 GRINDER

The illustration below shows this grinder without tool rest. It is designed for jewelers, dentists, repair shops or any light grinding. Will carry two wheels 6 x 1 inch or smaller. A taper spindle can be instantly attached for buffing and polishing. Adjustable babbitted bearings, nickel-plated spring cap oil cups. Height from base to center of arbor, 5½ inches. Distance between wheels, 6 inches. Length of bearings, 1⅞ inches. Length of arbor, 9½ inches. Diameter of arbor in bearings, ⅞ inch. Diameter of arbor


between flanges, ½ inch. Size of pulley, 1⅜ x 1½ inches.

Price.....each \$5.00


Price, each, including

tool rest..... 6.25


Weight.....pounds 10



No 1



No. 3



No. 7

ATKINS
No. 3 GRINDER

For saw gumming and wood-working plants. Will carry a 12 x 1¼ inch wheel or smaller. Adjustable rest, babbitted bearings, brass oil cups. Height from base to center of arbor, 9 inches. Length of bearings, 3 inches. Length of arbor, 14¾ inches. Diameter of arbor in bearings, 1⅞ inches. Diameter of arbor between flanges, 1 inch. Size of pulley, 3 x 2½ inches. Diameter of base, 12 inches.

Price.....each \$10.00

Weight.....pounds 44½

ATKINS
No. 7C GRINDER

This grinder will carry two wheels, 18x2 inches, or smaller. Equipped with adjustable babbitted bearings, two adjustable rests, brass oil cups and cone pulley. Single tight pulley if desired. 16 x 20 tool shelf; 8 x 6 water pot; wheel guards, 4 x ½ inches. Height from floor to center of arbor, 37¼ inches. Length of bearings, 4¾ inches. Distance between wheels, 21 inches. Length of arbor, 31 inches. Diameter of arbor in bearings, 1⅞ inches. Diameter of arbor between flanges, 1½ inches. Size of cone pulley, 8½ x 4½ x 5½. Diameter of base, 21 inches.

Price.....each \$47.00

Weight, column..lbs. 125

Weight complete..lbs. 365

ATKINS
No. 7 GRINDER


Price, without column, tool shelf, water pot, or wheel guards..... \$21.00

Weight.....pounds 130

Prices do not include wheels.

ATKINS AAA CORUNDUM WHEELS

"A Few Standard Shapes of
AAA Corundum Wheels"





ALOXITE, CORUNDUM AND EMERY WHEELS

STANDARD PRICE LIST

Always give diameter of wheel, thickness, size of hole, shape of face and for what purpose used.

Diameter	Thickness of Wheels in Inches														Diameter
	1/4	1/2	3/4	1	1 1/4	1 1/2	1 3/4	2	2 1/4	2 1/2	2 3/4	3	3 1/4	3 1/2	
1	\$0.40	\$0.50	\$0.60	\$0.70	\$0.80	\$0.95	\$1.05	\$1.15	\$1.25	\$1.35	\$1.45	\$1.55	\$1.70	\$1.80	1
2	.60	.75	.90	1.00	1.15	1.30	1.45	1.60	1.75	1.85	2.00	2.15	2.30	2.40	2
3	.80	1.00	1.20	1.45	1.65	1.85	2.10	2.30	2.50	2.70	2.95	3.15	3.35	3.55	3
4	1.10	1.40	1.65	1.95	2.25	2.55	2.80	3.10	3.40	3.70	4.00	4.25	4.55	4.80	4
5	1.50	1.90	2.25	2.65	3.00	3.40	3.80	4.15	4.55	4.90	5.30	5.70	6.05	6.40	5
6	1.90	2.40	2.90	3.40	3.90	4.45	4.95	5.40	5.95	6.50	7.00	7.50	8.00	8.50	6
7	2.30	2.95	3.60	4.30	4.95	5.60	6.30	6.90	7.55	8.20	8.90	9.60	10.25	10.90	7
8	2.70	3.55	4.40	5.20	6.10	6.90	7.80	8.60	9.45	10.30	11.15	12.00	12.85	13.70	8
9	3.10	4.15	5.20	6.30	7.40	8.40	9.50	10.60	11.65	12.70	13.75	14.80	15.90	17.00	9
10	3.60	4.90	6.20	7.50	8.90	10.20	11.50	12.80	14.10	15.40	16.70	18.00	19.35	20.70	10
12	4.20	6.00	7.80	9.50	11.30	13.10	14.90	16.70	18.45	20.20	22.00	23.80	25.55	27.30	12
14	4.90	7.20	9.60	11.90	14.20	16.50	18.90	21.20	23.50	25.80	28.15	30.50	32.80	35.10	14
16	5.70	8.70	11.60	14.60	17.60	20.50	23.50	26.50	29.45	32.40	35.35	38.30	41.30	44.30	16
18	6.60	10.30	14.00	17.70	21.40	25.10	28.80	32.50	36.15	39.80	43.50	47.20	50.90	54.60	18
20	7.60	12.30	16.80	21.40	25.90	30.50	35.00	39.60	44.15	48.70	53.35	58.00	62.50	67.00	20
22	8.70	14.60	20.10	25.60	31.10	36.70	42.20	47.70	53.35	59.00	64.50	70.00	75.50	81.00	22
24	9.90	17.20	23.40	30.60	37.30	44.50	51.00	59.00	65.00	71.00	78.00	85.00	92.00	99.00	24
26	11.20	20.10	27.40	36.40	44.50	52.50	61.00	69.00	77.00	85.00	93.00	101.00	109.00	117.00	26
28	12.60	23.20	31.60	41.00	50.00	58.00	67.00	74.00	83.00	92.00	102.00	111.00	120.00	129.00	28
30	14.10	26.60	36.20	46.00	56.00	65.00	75.00	84.00	94.00	104.00	114.00	124.00	134.00	143.00	30
32	15.70	30.20	41.00	52.00	63.00	72.00	82.00	96.00	109.00	121.00	133.00	145.00	157.00	169.00	32
34	17.40	34.10	46.00	58.00	70.00	80.00	91.00	104.00	123.00	136.00	150.00	163.00	177.00	191.00	34
36	19.20	38.30	51.00	64.00	77.00	88.00	100.00	114.00	133.00	148.00	163.00	178.00	193.00	208.00	36
38	21.10	42.80	57.00	71.00	85.00	97.00	110.00	124.00	144.00	160.00	177.00	194.00	211.00	228.00	38
40	23.10	47.60	62.00	76.00	91.00	104.00	119.00	136.00	156.00	173.00	191.00	209.00	227.00	245.00	40
42	25.20	52.60	68.00	83.00	99.00	113.00	129.00	147.00	168.00	186.00	205.00	224.00	243.00	262.00	42
44	27.40	57.90	74.00	90.00	107.00	122.00	139.00	158.00	180.00	200.00	219.00	239.00	259.00	279.00	44
46	29.70	63.40	81.00	98.00	116.00	133.00	151.00	170.00	192.00	213.00	234.00	255.00	276.00	297.00	46
48	32.10	69.10	88.00	106.00	125.00	143.00	162.00	182.00	204.00	226.00	248.00	270.00	292.00	314.00	48
50	34.60	75.00	96.00	116.00	136.00	156.00	177.00	198.00	220.00	243.00	266.00	289.00	312.00	335.00	50
52	37.20	81.10	107.00	128.00	149.00	170.00	192.00	214.00	237.00	261.00	284.00	308.00	332.00	356.00	52
54	39.90	87.40	119.00	140.00	162.00	184.00	207.00	230.00	254.00	278.00	302.00	326.00	350.00	374.00	54
56	42.70	93.90	132.00	153.00	176.00	200.00	224.00	248.00	273.00	298.00	323.00	348.00	373.00	398.00	56
58	45.60	100.60	145.00	167.00	191.00	216.00	241.00	266.00	291.00	317.00	343.00	369.00	395.00	421.00	58
60	48.60	107.60	158.00	181.00	206.00	232.00	258.00	284.00	310.00	336.00	363.00	390.00	417.00	444.00	60



ATKINS AAA CORUNDUM WHEELS

OUR GRADE LIST

D—Extremely soft	G—Soft	J—Medium soft	M—Medium	P—Medium hard	S—Hard
E	H	K	N	Q	T
F	I	L	O	R	U
V—Extremely hard					

The above is for the convenience of dealers, agents and those preferring to make their own grade selection. We strongly urge, however, that selection of grit and grade be left to us, when full information regarding the use of the wheel can be given.

The intermediate letters between those designated as soft, medium soft, etc., indicate so many degrees harder or softer. That is to say L is one grade or degree softer than medium; O, two degrees harder than medium, but not quite medium hard.

	CORUNDUM		CARBORUNDUM	
	Grit	Grade	Grit	Grade
Aluminum castings.....			20 to 24	O to Q
Brass castings.....			20 to 24	O to Q
Cast iron cylinders.....			36 to 60	J to L
Chilled iron castings.....			16 to 24	O to Q
Hollow ware internal.....			20 to 30	O to P
Hollow ware edge.....			20 to 30	P to R
Paper knives.....	36	J & K		
Planer knives.....	30 to 36	J & K		
Moulding knives.....	30 to 60	K to M		
Lathe and planer tools.....	24 to 36	O to P		
Malleable iron castings.....	14 to 20	P to U	14 to 20	P to U
Milling cutters.....	46 to 60	K to M		
Saw gumming.....	36 to 60	K to P		
Plows, cast iron.....			20 to 30	P to R
Plows, steel.....	20 to 30	O to P		

SELECTION OF GRADES FOR DIFFERENT WORK

Conditions under which grinding wheels are used vary to such an extent that no absolute rule can be given for selecting the right grades for the work.

The kind of grinding machine, wheel speed, work speed, character of material to be ground — whether to be ground wet or dry, contact of wheel and work — whether broad or narrow — must be taken into consideration.

Different shapes of work, different kinds of metal, require different cutting edges as well when grinding as when turning; therefore, different grades and grains of wheels are required for different kinds of work.

It is more satisfactory in the majority of cases to leave this selection to the experienced manufacturer, after giving as complete detailed description as possible of the requirements.

There are no wheels so constructed that all materials can be ground equally well with one wheel.

ALOXITE GRINDING WHEELS

THE STEEL CUTTING ABRASIVE

The abrasive material for successfully grinding steel must be not only hard and sharp, but tough. These characteristics are found in Aloxite, the aluminous abrasive developed by The Carborundum Company. It is the product of the electric furnace and differs materially from other aluminous abrasives in several of its characteristics, the principal one of which is its temper. It is this temper which gives to Aloxite just the proper quality to make it the ideal steel cutting material.

In its crude form, Aloxite is taken from the electric furnace in the form of an immense compact pig, weighing several tons. This pig by means of special, powerful machinery is crushed or reduced to the grain form. The Aloxite grain then undergoes a thorough refining until every possible atom of impure matter is removed. The grains are dried, graded by sifting through a series of screens and are then ready to be made into grinding wheels, etc.

Aloxite, because of its positive purity, its hardness, sharpness and its toughness and proper temper, has been pre-eminently successful in all classes of steel grinding. It not only cuts fast, cool and clean, but it shows wonderful durability, standing up to the work with remarkable tenacity. It is these qualities that make Aloxite far superior to any other steel grinding abrasive.

GRITS AND GRADES OF WHEELS FOR VARIOUS CLASSES OF GRINDING IN THE WOODWORKING PLANT


In submitting the following table of grits and grades of wheels for different kinds of grinding in the woodworking plant it must be distinctly understood that the information is general. Conditions under which wheels are used vary so greatly that we do not wish present and prospective customers to accept the grading as our best recommendation for their work. If a customer orders a wheel from this table and finds that it is not accomplishing the work as he desires, we request that he write, stating in what manner the wheel fails — whether the grade is too soft or too hard, or the grit too fine or too coarse — explaining fully the nature of the material to be ground, the manner in which the work is applied to the wheel and the operating speed thereof. This data will enable us to give a wheel that will in every way conform to the needs of the customer.

It is our constant aim to supply wheels to meet all conditions required for the best and most profitable results. Every wheel is sold under a positive guarantee of economical results to its user.

	Grit	Grade	Material
Saw gumming, cross cut.....	403	K	Aloxite
Circulars (large).....	365	K	Aloxite
Circulars (small).....	{ 365 to 403 }	K	Aloxite
Bands.....	365	K	Aloxite
Resaws.....	403	K	Aloxite
Band saw laps.....	365	M	Aloxite
Moulding knives (hand).....	365	M	Aloxite
Moulding knives (small).....	{ 403 to 60 }	M	Aloxite
Planer knives (hand).....	365	M	Aloxite
Planer knives (auto).....	303	P	Aloxite
Hog knives.....	303	P	Aloxite
Face of band cast iron saw wheels.....	303	M	Carborundum
General purpose around mill.....	365	K	Aloxite
Carvers' tools.....	{ 80 to 150 }	{ K to L }	Aloxite



ATKINS SPECIALTIES



AAA AND XX GUMMER CUTTERS

For Mixer's Standard, I. X. L., Boss and Disston's Gummers. When ordering give make of gummer.

Size.....inches	$\frac{3}{8}$	$\frac{1}{2}$	$\frac{5}{8}$	$\frac{3}{4}$	$\frac{7}{8}$	1	$1\frac{1}{8}$	$1\frac{1}{4}$	$1\frac{1}{2}$	$1\frac{3}{4}$
Weight, each.....ounces	$\frac{1}{4}$	$\frac{1}{2}$	$\frac{3}{4}$	1	$1\frac{3}{4}$	2	$2\frac{1}{2}$	$3\frac{1}{2}$	$5\frac{1}{4}$	$7\frac{1}{4}$
Price.....each	\$0.50	\$0.50	\$0.50	\$0.60	\$0.70	\$0.80	\$0.90	\$1.00	\$1.25	\$1.75

STONE'S GUMMER CUTTERS

Size.....inches	$\frac{3}{8}$	$\frac{1}{2}$	$\frac{5}{8}$	$\frac{3}{4}$	$\frac{7}{8}$	1
Price.....each	\$0.50	\$0.50	\$0.75	\$1.00	\$1.25	\$1.50

Approximate weight, $\frac{1}{2}$ pound, each.

STAR GUMMER CUTTERS

Size.....inches	$\frac{3}{4}$	$\frac{7}{8}$	1
Price.....each	\$0.55	\$0.60	\$0.65

Approximate weight, $\frac{3}{4}$ pound, per dozen.

NOTE—In ordering cutters, be sure and give size of hole, as well as size of cutter required, or you can send us an impression of one end of cutter on paper. Be particular to state what gummer they are to be used in.

HUNTINGTON EMERY WHEEL DRESSERS

For turning, shaping, sharpening and removing glaze from solid emery wheels, running at full speed.

Price.....each	\$0.75
Price, cutters.....per set	.15

Weight, complete, $1\frac{5}{8}$ pounds, each; cutters, only $\frac{1}{8}$ pound, per dozen.

IMPROVED CUTTER GRINDERS

Grinds cutters perfectly round and true. We give a grinder free with each gummer.

Price.....each	\$1.00
----------------	--------

Weight, $1\frac{3}{8}$ pounds, each.



ATKINS MACHINE KNIVES

These knives, like Atkins Silver Steel Saws, are made with the idea of quality uppermost. We guarantee each knife to be absolutely free from imperfections as to material, temper, grinding, welding or finish, and guarantee the fit, provided proper instructions have accompanied the order.

MODERN MANUFACTURING METHODS

In this day and age it is essential that machine knives meet the tests incurred by maximum production, and it is with a feeling of pride that we say that our modern methods of manufacture of machine knives have more than kept pace with the demand for knives that will meet the most difficult requirements.

Atkins Machine Knives are used by thousands of manufacturers of various products throughout the world, and as our business is growing year by year it is sufficient evidence of the merit of our product.

Our slogan "A Perfect Saw For Every Purpose" can be applied to our production of machine and special knives, for "We make a perfect machine knife for every purpose."

Their excellent material, temper and workmanship assures you of knife satisfaction, and we solicit for them a trial.

VARIOUS KINDS OF KNIVES

The pages immediately following will show you a variety of knives which we manufacture, such as Stave Jointer, Chipper, Shingle, Hog, Moulding, Stave, Gaining, Spoke, Planer, Plane Iron, Chamfer, Paper Cutter, Novelty Siding, Groover, Bearer, Shaper, Double End Chain, Veneer, Spoke, Rabbeting, Sarven, Hub Finisher and Shaper, Squaring, Tenon, Rougher, Howell Cutter, Croze Bit, Barrel, Hoop, Stave, Metal Shear, Boiler Shear, Fur, Excelsior, Roll Scraper, Stop Cutter, Barkmill, Leather Splitter, Skiving, Wood Clipper, Trimmer, Cope, Chair Bottom, Bevel Edge Shaper, Matcher, Corrugated Chipper, Lithograph Stone Planer, Special Shears, Washboard, Cheese, Paper Slitter, Meat Chopper, Beet Sugar, Kraut and Vegetable, Scraper and Segment Carbon Cutter Knives. We also specialize in High-Speed Steel Knives.

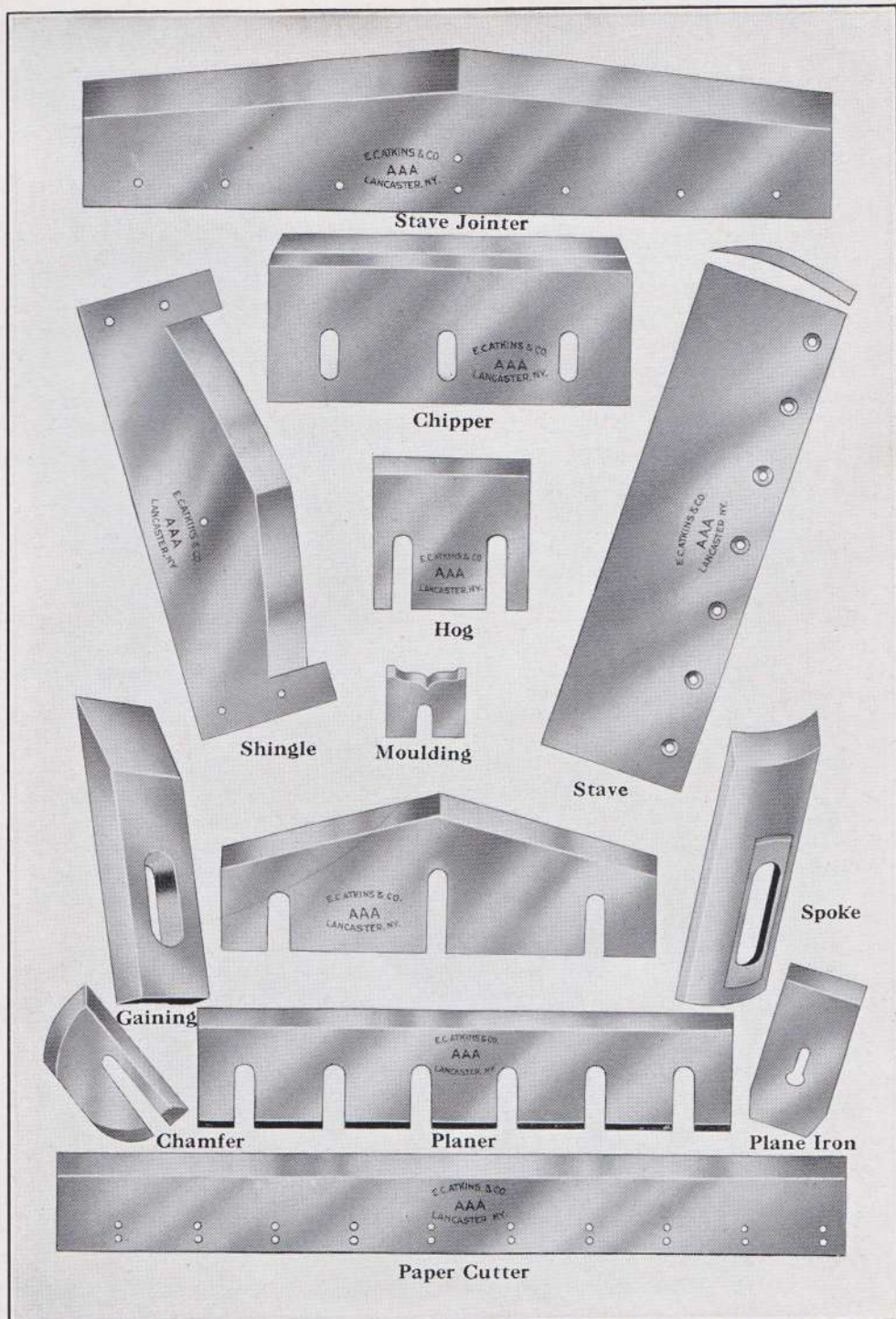
HOW TO ORDER MACHINE AND OTHER KNIVES

In ordering Machine Planer and other Knives, place the knife face down with the bevel up, using a strong piece of paper on which to mark around to show the length of knife as well as size and position of slots. Be sure to state the width and thickness desired, bevel and the quantity wanted. Also state how many knives to a set. If for slotted head, give the number and size of slots. If for solid head it is absolutely necessary for you to send a pattern. State whether knives should be back beveled or left square. It is a good plan to give the Name and Number of your machine, especially if ordering Paper Cutters. We have special template paper for use in ordering knives and will send a supply free on request. In ordering Special Knives, always send a drawing or blue print with complete information.

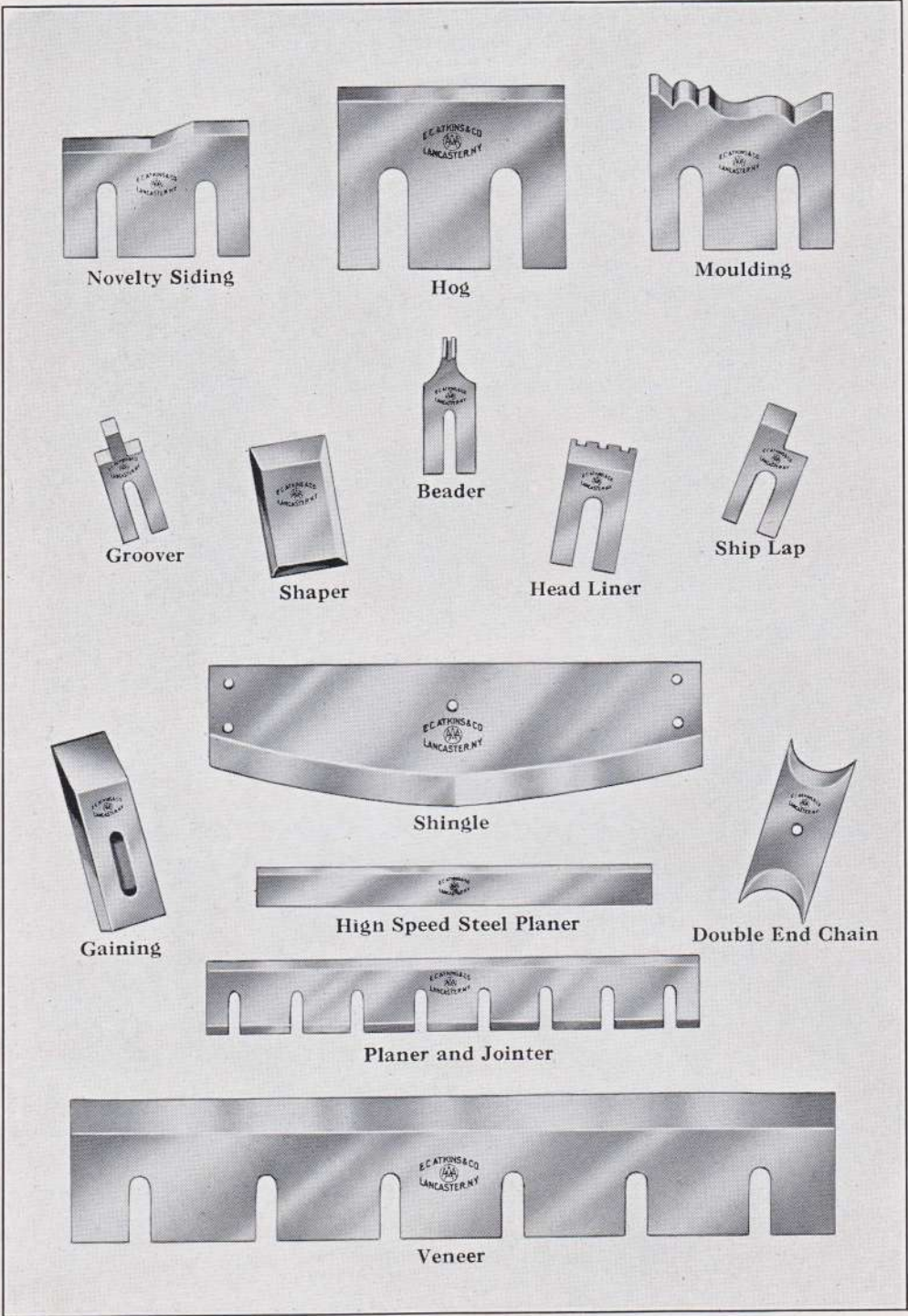
KNIFE INFORMATION

We have a book of information on machine knives which we will be glad to send to you.

ATKINS MACHINE KNIVES



ATKINS MACHINE KNIVES



ATKINS MACHINE KNIVES



Rabbeting



Spoke Throater



Rim Planer



Hub Finisher



Spoke



Spoke Throater



Sarven



Spoke Shaper



Spoke Rougher



Plane Iron



Spoke Finisher




Squaring Head



Spoke Facer



Spoke Tenon



Hub Rougher



ATKINS MACHINE KNIVES

Inside Tight
Stave Planer

Howell Cutter

Outside Tight
Stave Planer

Croze Bit



V Croze Bit



Tight Barrel Chamfer



Cap for Heading


Jointer



Heading Jointer



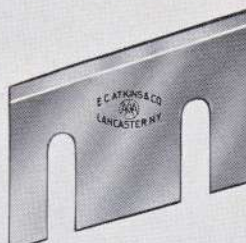
Slack Barrel Chamfer



Straight Stave Jointer



Hoop Planer



Oram Stave Jointer



Listing or Stave Jointer



Inside Stave Planer

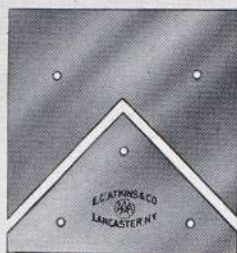
ATKINS MACHINE KNIVES



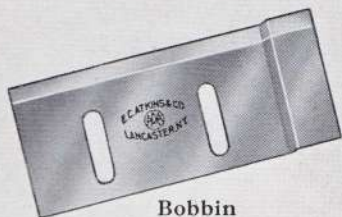
Metal Shear




Shingle Jointer



Boiler Shears



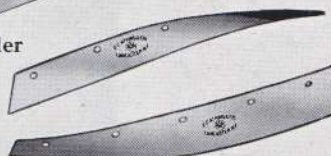
Bobbin



Beveler



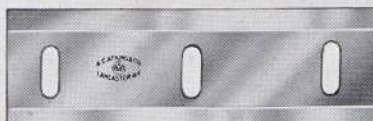
Curved Fur Knife




Spiral Fur Cutting



Excelsior



Double Edge



Milled Excelsior



Roll Scraper Blades



Stop Cutter



Metal Shear

ATKINS MACHINE KNIVES



Holbrook Barkmill



Single Bevel Leather Splitter



Ott Barkmill



Double Bevel Leather Splitter



Skiving




Union Leather Splitter



Extract Wood Clipper

ATKINS MACHINE KNIVES



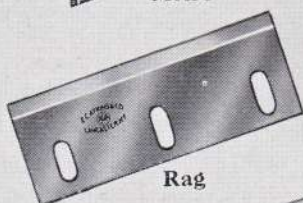
ATKINS MACHINE KNIVES



Mitre



Green Bay Barker




Rag



Barker



Double Bevel Chipper



Corrugated Chipper



Wood Chipper



Lithograph Stone Planer



Paper Cutter


ATKINS MACHINE KNIVES



Special Shear



Washboard Knives



Paper Slitters



Cheese Knife



Beet Sugar Knife



Kraut and Vegetable Knife



Meat Chopper




Whitney Scraper Toothing Knife



Carbon Knife

ATKINS SPECIALTIES



ATKINS PERFORATING AND SCORING RULES

We make steel and brass cutting, perforating and scoring rules for printers. Manufactured carefully, of the best material. The following are the standard specifications.

Prices quoted on application.

		Thickness Inch	Height Inch
Regular steel cutting.....	2 point	.028	.921
Tempered steel cutting.....	2 point	.028	.921
Regular steel cutting.....	3 point	.042	.921
Tempered steel cutting.....	3 point	.042	.921
Regular steel cutting.....	4 point	.056	.921
Tempered steel cutting.....	4 point	.056	.921
Regular steel scoring.....	2 point	.028	.906
Regular brass scoring.....	2 point	.028	.906
Regular steel scoring.....	3 point	.042	.906
Regular steel scoring.....	4 point	.056	.906
Regular brass scoring.....	4 point	.056	.906
Regular or tempered steel perforating.....	.2 to 4 point	.028 to .056	.921

ATKINS SPECIAL SCRAPER BLADES

We manufacture blades for all types of hand and power floor scraping machines. These are made of the finest steel, accurately ground, and a trial will convince you that they have no superior for hard service.

Prices quoted on application.

ATKINS SPECIALTIES



Tobacco Spud

AAA Grass Hook

Ditch Bank Blade

TOBACCO SPUDS, Crucible Steel Blades

No. 1. With angular blade, complete. per dozen \$3.00

ATKINS PERFECTION GRASS HOOK


This is a practical tool. It is made for service and should not be compared with cheaply constructed grass hooks or sickles. The handle, being offset, saves knuckles from coming in contact with the ground. This is a feature that will be highly appreciated. Packed one-half dozen in a box. Price per doz., \$8.00.

ATKINS DITCH BANK BLADES

Made of Silver Steel—Atkins exclusive formula. Sharp cutting edge. An essential blade, designed for cleaning ditch banks of weeds, for plantation work, destroying hedges, brush on railroad rights-of-way, etc. Polished. Furnished with 4-foot handles if desired. Supplied with metal plate and rivets for handle. Specifications: Length, 21½ inches; width, 7½ inches; cutting edge, 18 inches; gauge, 15.

Price per dozen without handles . . \$25.00 Weight, per dozen blades, without handles . . pounds 22


ATKINS METAL CUTTING SAWS





ATKINS CIRCULAR METAL CUTTING SAWS

FOR CUTTING METAL AT SLOW SPEED



ATKINS METAL SLITTING SAWS

Diam. In.	Thick. In.	Size of Hole In.	List Price	Diam. In.	Thick. In.	Size of Hole In.	List Price	Diam. In.	Thick. In.	Size of Hole In.	List Price	Diam. In.	Thick. In.	Size of Hole In.	List Price
2 1/2	3/8	3/8	\$1.25	3	3/8	1	\$1.50	4	3/8	1	\$2.20	6	3/8	1	\$2.70
2 1/2	3/8	3/8	1.25	3	3/8	1	1.55	5	3/8	1	2.05	6	3/8	1	2.95
2 1/2	3/8	3/8	1.25	3	3/8	1	1.65	5	3/8	1	2.20	6	3/8	1 1/2	3.30
2 1/2	3/8	3/8	1.35	4	3/8	1	1.70	5	3/8	1	2.40	6	3/8	1	3.30
2 1/2	3/8	3/8	1.40	4	3/8	1	1.70	5	3/8	1 1/4	2.40	7	3/8	1	3.10
2 1/2	3/8	3/8	1.50	4	3/8	1	1.70	5	3/8	1 1/2	2.40	7	3/8	1	3.40
3	3/8	1	1.40	4	3/8	1	1.80	5	3/8	1	2.55	8	3/8	1	4.00
3	3/8	1	1.40	4	3/8	1	2.00	5	3/8	1	2.70	9	3/8	1	5.50
3	3/8	1	1.40	4	3/8	1	2.10	6	3/8	1	2.50

ATKINS CIRCULAR MILLING SAWS

FOR COCHRAN-BLY, NEWTON, NUTTER-BARNES AND OTHER MACHINES

Diam. Inches	Thickness Inch	Size of Hole Gauge	Price Each	Extra for Each Additional Gauge Heavier	Diam. Inches	Thickness Inch	Size of Hole Gauge	Price Each	Extra for Each Additional Gauge Heavier
8	3/8	16	\$ 4.00	\$0.12	34	3/4	3	\$ 58.50	\$ 2.00
9	3/8	14	9.50	.15	36	3/4	3	65.00	3.00
10	3/8	14	6.50	.20	38	3/4	2	80.50	4.00
12	3/8	13	8.00	.25	40	3/4	2	97.50	5.50
14	3/8	11	9.75	.35	42	3/4	0	107.50	7.00
16	3/8	9	11.75	.40	44	3/4	0	117.50	9.00
18	3/8	8	14.75	.50	46	3/4	0	127.50	11.00
20	3/8	8	17.50	.60	48	3/4	0	142.50	13.00
22	3/8	7	21.50	.70	50	3/8	00	194.00	15.50
24	3/8	7	26.25	.80	52	3/8	00	214.00	18.00
26	3/8	7	28.50	1.00	54	3/8	00	224.00	20.00
28	3/8	5	35.50	1.25	56	3/8	00	244.00	22.00
30	3/8	5	40.50	1.40	58	3/8	000	274.00	25.00
32	3/4	3	53.00	1.75	60	3/8	000	299.00	28.00

PITCH OF TEETH


Diam., In.	Points to Inch	Dist. Pt. to Pt.	Diameter	Dist. Pt. to Pt.	Diameter	Dist. Pt. to Pt.
8 and 9	5, 6, 7, 8	14	1/4, 1/8, 3/8	24 to 32	3/8, 1/2, 5/8, 3/4
10	4, 5, 6, 7	16, 18, 20	1/8, 3/8, 1/2	34 to 36	1/2, 3/4, 5/8, 3/8
12	1/8, 1/4, 1/2, 3/4	22	3/8, 1/2, 1/4	38 to 48	1/2, 3/4, 5/8, 3/8
					50 to 60	3/8, 1/2, 5/8, 3/4, 1

Milling saws made over at one-half price of new saws. Special sizes made to order. The above list covers cost of saws ground thin towards the center for clearance. Saws of this pattern also furnished same thickness at center and rim, and teeth set to obtain clearance in cut, if desired.

Specify on your order diameter and thickness, also size of arbor hole, size and position of pin holes, pitch of teeth and diameter of mandrel collars. We manufacture saws for all makes of machines.



ATKINS CIRCULAR METAL CUTTING SAWS



Blades for Bryant, and Q. & C. Machines have each tooth ground beveling on the rear, for clearance, and the blade is hollow ground. Gullets may be re-gummed when worn down. In ordering, give diameter, thickness, style of machine and class of material to cut. Spacing of teeth if possible, arbor and pin holes. For Higley Machines, state style of machine, class of material to be cut, diameter, thickness and pitch of teeth. Frequent sharpening is advisable in all metal saws to get the best results.

FOR BRYANT AND Q. & C. MACHINES

Dia. In.	Thick-ness In.	Size of Hole In.	Style of Machine	No. of Teeth	Price Each	B-P No.	Dia. In.	Thick-ness In.	Size of Hole In.	Style of Machine	No. of Teeth	Price Each	B-P No.
16	$\frac{3}{16}$	$\frac{7}{8}$	5	31	\$13.50	27	$\frac{1}{4}$	$2\frac{1}{2}$	Universal Saw	150	\$37.50	2 AU
16	$\frac{3}{16}$	$\frac{7}{8}$	5A	31	13.50				Cut-off Type	114	37.50	2 ACO
16	$\frac{1}{8}$	$\frac{7}{8}$	5A	31	13.50	27	$\frac{1}{8}$	2				
16	$\frac{1}{8}$	$\frac{7}{8}$	5A	31	13.50							
18	$\frac{1}{8}$	$1\frac{1}{4}$	1M	44	15.50	28	$\frac{1}{4}$	$1\frac{3}{4}$	3B	52	37.50
18	$\frac{1}{8}$	$1\frac{1}{4}$	7P Rail	35	15.50	28	$\frac{1}{4}$	$1\frac{3}{4}$	3B	52	38.75
20 $\frac{1}{2}$	$\frac{1}{4}$	$1\frac{1}{4}$	6, 6A, 10	38	21.95	31 $\frac{1}{4}$	$\frac{1}{4}$	$1\frac{3}{4}$	20	58	53.00
20 $\frac{1}{2}$	$\frac{1}{4}$	$1\frac{1}{4}$	6, 6A, 10	38	24.75	31 $\frac{1}{4}$	$\frac{1}{4}$	$1\frac{3}{4}$	20	58	54.75
20 $\frac{1}{2}$	$\frac{1}{4}$	$1\frac{1}{4}$	6, 6A, 10	38	26.85	31 $\frac{1}{4}$	$\frac{1}{4}$	$1\frac{3}{4}$	4B	58	53.00
21	$\frac{1}{4}$	2	Universal Saw	118	24.75	1 AU	31 $\frac{1}{4}$	$\frac{1}{4}$	$1\frac{3}{4}$	4B	58	53.00
			Cut-off Type							Universal Saw	138	67.00	3 AU
21	$\frac{1}{4}$	2	2B	88	24.75	1 ACO	33	$\frac{3}{8}$	$2\frac{1}{2}$	Cut-off Type	118	59.00	3 ACO
23 $\frac{1}{2}$	$\frac{1}{4}$	$1\frac{3}{4}$	15	44	30.50	36	$\frac{1}{2}$	$2\frac{1}{2}$	20	67	69.50
25	$\frac{1}{4}$	$1\frac{3}{4}$		46	34.00	36	$\frac{1}{2}$	2	51	67	69.50

Special sizes made to order. Milling saws made over at one-half the price of new saws. Above list covers saws ground thin towards center. Saws also furnished of same thickness at center and rim, and teeth set to obtain clearance.

FOR HIGLEY AND LEA SIMPLEX MACHINES

See Lower Illustration

Diameter Inches	Thickness Inch	Size of Hole Inches	New Style of Machine	Old Style of Machine	Pitch of Teeth Inches	Price Each	Diameter Inches	Thickness Inch	Size of Hole Inches	New Style of Machine	Old Style of Machine	Pitch of Teeth Inches	Price Each
12 $\frac{1}{2}$	$\frac{1}{8}$	$1\frac{1}{4}$	10	Bench	$\frac{1}{4}, \frac{1}{8}, \frac{3}{8}, \frac{1}{2}$	\$9.75	21	$\frac{3}{16}$	$1\frac{1}{4}$	17	$\frac{1}{4}, \frac{3}{8}, \frac{7}{8}$	\$21.50
13 $\frac{1}{2}$	$\frac{1}{8}$	$1\frac{1}{4}$	11	$\frac{1}{8}, \frac{3}{8}, \frac{1}{2}, \frac{3}{4}$	10.55	26	$\frac{1}{4}$	$1\frac{1}{4}$	17	26-in. Cambria	$\frac{3}{8}, \frac{1}{2}, \frac{3}{4}, \frac{7}{8}$	28.50
13 $\frac{1}{2}$	$\frac{1}{8}$	$1\frac{1}{4}$	5	$\frac{1}{8}, \frac{3}{8}, \frac{1}{2}, \frac{3}{4}$	11.00	26	$\frac{1}{4}$	$1\frac{1}{4}$	19	1	$\frac{3}{8}, \frac{1}{2}, \frac{3}{4}, \frac{7}{8}$	28.50
13 $\frac{1}{2}$	$\frac{1}{8}$	$1\frac{1}{4}$	$\frac{1}{8}, \frac{3}{8}, \frac{1}{2}, \frac{3}{4}$	11.45	26	$\frac{1}{4}$	$1\frac{1}{4}$	19	1	$\frac{3}{8}, \frac{1}{2}, \frac{3}{4}, \frac{7}{8}$	32.50
14	$\frac{1}{8}$	$1\frac{1}{4}$	11 $\frac{1}{2}$	$\frac{1}{8}, \frac{3}{8}, \frac{1}{2}, \frac{3}{4}$	11.00	28	$\frac{1}{4}$	$1\frac{1}{4}$	1	$\frac{3}{8}, \frac{1}{2}, \frac{3}{4}, \frac{7}{8}$	35.50
15	$\frac{1}{8}$	$1\frac{1}{4}$	12	$\frac{1}{8}, \frac{3}{8}, \frac{1}{2}, \frac{3}{4}$	13.10	28	$\frac{1}{4}$	$1\frac{1}{4}$	25	$\frac{3}{8}, \frac{1}{2}, \frac{3}{4}, \frac{7}{8}$	35.50
16	$\frac{1}{8}$	$1\frac{1}{4}$	13	3	$\frac{3}{8}, \frac{1}{2}, \frac{3}{4}, \frac{1}{2}$	13.50	30	$\frac{1}{4}$	$1\frac{1}{4}$	1	$\frac{3}{8}, \frac{1}{2}, \frac{3}{4}, \frac{7}{8}$	45.00
17 $\frac{1}{2}$	$\frac{1}{8}$	$1\frac{1}{4}$	30	$\frac{3}{8}, \frac{1}{2}, \frac{3}{4}, \frac{1}{2}$	15.50	31	$\frac{1}{4}$	$1\frac{1}{4}$	18	7	$\frac{3}{8}, \frac{1}{2}, \frac{3}{4}, \frac{7}{8}$	53.00
18	$\frac{1}{8}$	$1\frac{1}{4}$	14	2	$\frac{3}{8}, \frac{1}{2}, \frac{3}{4}, \frac{1}{2}$	15.00	31	$\frac{1}{4}$	$1\frac{1}{4}$	20	$1\frac{1}{2}$	$\frac{3}{8}, \frac{1}{2}, \frac{3}{4}, \frac{7}{8}$	53.00
18	$\frac{1}{8}$	$1\frac{1}{4}$	14	2	$\frac{3}{8}, \frac{1}{2}, \frac{3}{4}, \frac{1}{2}$	15.50	31	$\frac{1}{4}$	$1\frac{1}{4}$	21	9	$\frac{3}{8}, \frac{1}{2}, \frac{3}{4}, \frac{7}{8}$	53.00
18 $\frac{1}{2}$	$\frac{1}{8}$	$1\frac{1}{4}$	14	2	$\frac{3}{8}, \frac{1}{2}, \frac{3}{4}, \frac{1}{2}$	16.50	33	$\frac{1}{4}$	$1\frac{1}{4}$	26	$\frac{3}{8}, \frac{1}{2}, \frac{3}{4}, \frac{7}{8}$	58.50
20	$\frac{1}{8}$	$1\frac{1}{4}$	15	8	$\frac{3}{8}, \frac{1}{2}, \frac{3}{4}, \frac{1}{2}$	19.70	36	$\frac{1}{4}$	$1\frac{1}{4}$	21 $\frac{1}{2}$	$\frac{3}{8}, \frac{1}{2}, \frac{3}{4}, \frac{7}{8}$	73.50
20	$\frac{1}{8}$	$1\frac{1}{4}$	16	20-in. Cambria	$\frac{3}{8}, \frac{1}{2}, \frac{3}{4}, \frac{1}{2}$	18.50	36	$\frac{1}{4}$	$1\frac{1}{4}$	21 $\frac{1}{2}$	$\frac{3}{8}, \frac{1}{2}, \frac{3}{4}, \frac{7}{8}$	79.50
20	$\frac{1}{8}$	$1\frac{1}{4}$	16	20-in. Cambria	$\frac{3}{8}, \frac{1}{2}, \frac{3}{4}, \frac{1}{2}$	18.50	40	$\frac{1}{4}$	$1\frac{1}{4}$	22	$\frac{3}{8}, \frac{1}{2}, \frac{3}{4}, \frac{7}{8}$	106.75
20	$\frac{1}{8}$	$1\frac{1}{4}$	16	$\frac{3}{8}, \frac{1}{2}, \frac{3}{4}, \frac{1}{2}$	19.70	40	$\frac{1}{4}$	$1\frac{1}{4}$	22	$\frac{3}{8}, \frac{1}{2}, \frac{3}{4}, \frac{7}{8}$	112.75
20	$\frac{1}{8}$	$1\frac{1}{4}$	31	$\frac{3}{8}, \frac{1}{2}, \frac{3}{4}, \frac{1}{2}$	18.50	50	$\frac{1}{2}$	$2\frac{1}{2}$	24	$\frac{3}{8}, \frac{1}{2}, \frac{3}{4}, \frac{7}{8}$	207.75



METAL SAWS

MADE FROM GENUINE HIGH-SPEED STEEL

Dia. Inches	Thick. Inches	Price Each	Dia. Inches	Thick. Inches	Price Each	Dia. Inches	Thick. Inches	Price Each
2 1/2	1/32	\$ 2.60	7	7/32	\$ 18.00	14	7/32	\$ 67.00
2 1/2	3/64	2.70	7	1/4	20.00	14	1/4	74.00
2 1/2	1/16	2.80	7	5/16	22.00	14	5/16	84.00
2 1/2	3/32	3.00	8	3/64	9.75	15	5/32	57.00
2 1/2	1/8	3.40	8	1/16	11.00	15	1/16	68.00
2 1/2	5/32	3.80	8	3/32	13.50	15	7/32	76.00
2 1/2	3/16	4.20	8	1/8	15.50	15	1/4	84.00
3	1/32	3.00	8	5/32	18.00	15	5/16	96.00
3	3/64	3.10	8	3/16	20.50	16	5/32	67.00
3	1/16	3.25	8	7/32	22.50	16	3/16	76.00
3	3/32	3.50	8	1/4	25.00	16	7/32	85.00
3	1/8	4.00	8	5/16	29.50	16	1/4	94.00
3	5/32	4.50	9	1/16	13.25	16	5/16	108.00
3	3/16	5.00	9	3/32	16.00	17	5/32	75.00
4	7/32	4.00	9	1/8	19.00	17	3/16	85.00
4	3/64	4.25	9	5/32	22.00	17	7/32	95.00
4	1/16	4.50	9	3/16	25.00	17	1/4	105.00
4	3/32	5.00	9	7/32	28.00	17	5/16	122.00
4	1/8	5.75	9	1/4	31.00	18	5/32	83.00
4	5/32	6.50	9	5/16	36.00	18	3/16	94.00
4	3/16	7.00	10	1/16	15.50	18	7/32	105.00
4	7/32	7.50	10	3/32	18.50	18	1/4	116.00
4	1/4	8.50	10	1/8	22.50	18	5/16	138.00
5	1/32	5.00	10	5/32	26.50	19	5/32	92.00
5	3/64	5.25	10	3/16	30.00	19	3/16	105.00
5	1/16	5.75	10	7/32	33.00	19	7/32	117.00
5	3/32	6.50	10	1/4	36.50	19	1/4	130.00
5	1/8	7.50	10	5/16	44.00	19	5/16	154.00
5	5/32	8.50	11	1/8	32.00	20	5/32	101.00
5	3/16	9.50	11	5/32	36.00	20	3/16	115.00
5	7/32	10.50	11	1/16	40.00	20	7/32	128.00
5	1/4	11.50	11	7/32	44.00	20	1/4	142.00
5	5/16	13.50	11	1/4	48.00	20	5/16	170.00
6	1/32	6.00	11	5/16	54.00	21	5/16	126.00
6	3/64	6.50	12	1/8	36.50	21	7/32	140.00
6	1/16	7.25	12	5/32	41.50	21	1/4	156.00
6	3/32	8.50	12	3/16	46.50	21	5/16	158.00
6	1/8	10.00	12	7/32	51.00	22	3/16	137.00
6	5/32	11.50	12	1/4	56.00	22	7/32	152.00
6	3/16	13.00	12	5/16	62.00	22	1/4	170.00
6	7/32	14.25	13	1/8	42.00	22	5/16	205.00
6	1/4	15.50	13	5/32	47.50	23	3/16	149.00
6	5/16	18.00	13	3/16	53.50	23	7/32	166.00
7	3/64	8.00	13	7/32	59.00	23	1/4	185.00
7	1/16	9.50	13	1/4	65.00	23	5/16	222.00
7	3/32	11.00	13	5/16	72.00	24	3/16	161.00
7	1/8	13.00	14	1/8	47.00	24	7/32	179.00
7	5/32	15.00	14	5/32	54.00	24	1/4	200.00
7	3/16	16.50	14	3/16	60.50	24	5/16	240.00



CIRCULAR METAL CUTTING SAWS

FOR CUTTING HOT METALS AT HIGH SPEED

Diameter Inches	Thickness of Plate Gauge Inch	Price Each	Each Gauge Heavier Add	Diameter Inches	Thickness of Plate Inch	Price Each	Each $\frac{1}{8}$ Inch Heavier Add
14	10 $\frac{1}{8}$	\$ 4.50	\$0.25	36	$\frac{1}{8}$	\$ 37.00	\$2.30
16	10 $\frac{1}{8}$	5.00	.30	38	$\frac{1}{8}$	42.00	2.55
18	9 $\frac{1}{8}$	6.50	.35	40	$\frac{1}{8}$	49.00	2.85
20	8 $\frac{1}{8}$	8.00	.40	42	$\frac{1}{8}$	53.00	3.15
22	7 $\frac{1}{8}$	10.00	.50	44	$\frac{1}{8}$	56.00	3.45
24	6 $\frac{1}{8}$	12.00	.60	46	$\frac{1}{8}$	60.00	3.75
26	6 $\frac{1}{8}$	14.00	.75	48	$\frac{1}{8}$	64.00	4.10
28	5 $\frac{1}{8}$	16.00	.95	50	$\frac{1}{8}$	77.00	4.45
30	5 $\frac{1}{8}$	19.00	1.10	52	$\frac{1}{8}$	84.00	4.80
32	5 $\frac{1}{8}$	22.00	1.25	54	$\frac{1}{8}$	90.00	5.15
34	5 $\frac{1}{8}$	25.00	1.40	56	$\frac{1}{8}$	106.00	5.55
..	58	$\frac{1}{8}$	113.00	5.95
..	60	$\frac{1}{8}$	121.00	6.40

FRICTION DISCS (WITHOUT TEETH) FOR CUTTING COLD METAL AT HIGH SPEED

Diameter Inches	Thickness of Plate Gauge Inch	Price Each	Each Gauge Heavier Add	Net Price Each Nick'd Edge	Diameter Inches	Thickness of Plate Inch	Price Each	Each $\frac{1}{8}$ Inch Heavier Add	Net Price Each Nick'd Edge
14	10 $\frac{1}{8}$	\$ 4.05	\$0.25	\$0.40	36	$\frac{1}{8}$	\$30.00	\$1.90	\$0.95
16	10 $\frac{1}{8}$	4.50	.30	.45	38	$\frac{1}{8}$	32.00	2.15	1.00
18	9 $\frac{1}{8}$	5.85	.35	.50	40	$\frac{1}{8}$	35.00	2.40	1.05
20	8 $\frac{1}{8}$	7.20	.40	.55	42	$\frac{1}{8}$	37.00	2.60	1.10
22	7 $\frac{1}{8}$	9.00	.50	.60	44	$\frac{1}{8}$	40.00	2.85	1.20
24	6 $\frac{1}{8}$	10.80	.60	.65	46	$\frac{1}{8}$	43.00	3.15	1.25
26	6 $\frac{1}{8}$	12.60	.75	.70	48	$\frac{1}{8}$	46.00	3.45	1.30
28	5 $\frac{1}{8}$	14.40	.95	.75	50	$\frac{1}{8}$	57.00	3.70	1.35
30	5 $\frac{1}{8}$	17.10	1.10	.80	52	$\frac{1}{8}$	63.00	4.00	1.45
32	5 $\frac{1}{8}$	19.80	1.25	.85	54	$\frac{1}{8}$	68.00	4.30	1.55
34	5 $\frac{1}{8}$	22.50	1.40	.90	56	$\frac{1}{8}$	82.00	4.60	1.65
..	58	$\frac{1}{8}$	88.00	4.95	1.80
..	60	$\frac{1}{8}$	95.00	5.30	1.95

SLATE SAWS


Tempered and Hollow Ground					Straight Ground				
Diameter Inches	Thickness of Plate Gauge Inch	Price Each	Each Gauge Heavier Add		Diameter Inches	Thickness of Plate Gauge Inch	Price Each	Each Gauge Heavier Add	
14	10 $\frac{1}{8}$	\$ 7.00	\$0.35		14	10 $\frac{1}{8}$	\$ 4.50	\$0.25	
16	10 $\frac{1}{8}$	8.50	.40		16	10 $\frac{1}{8}$	5.00	.30	
18	9 $\frac{1}{8}$	10.50	.50		18	9 $\frac{1}{8}$	6.50	.35	
20	8 $\frac{1}{8}$	13.50	.65		20	8 $\frac{1}{8}$	8.00	.40	
22	7 $\frac{1}{8}$	16.00	.80		22	7 $\frac{1}{8}$	10.00	.50	
24	6 $\frac{1}{8}$	20.00	1.00		24	6 $\frac{1}{8}$	12.00	.60	
26	6 $\frac{1}{8}$	23.00	1.20		26	6 $\frac{1}{8}$	14.00	.75	
..		28	5 $\frac{1}{8}$	16.00	.90	
..		30	5 $\frac{1}{8}$	19.00	1.10	
..		32	5 $\frac{1}{8}$	22.00	1.25	
..		34	5 $\frac{1}{8}$	25.00	1.40	

SLATE SAWS—UNGROUND

Diameter Inches	Thickness of Plate Gauge Inch	Price Each	Each Gauge Heavier Add	Thickness of Plate Gauge	Price Each	Thickness of Plate Gauge Inch	Price Each	Each Gauge Heavier Add
36	4 $\frac{1}{8}$	\$26.00	\$1.55	0	\$34.00	00 $\frac{3}{8}$	\$37.00	\$2.30
38	4 $\frac{1}{8}$	29.00	1.70	0	38.00	00 $\frac{3}{8}$	41.00	2.55
40	4 $\frac{1}{8}$	32.00	1.90	0	42.00	00 $\frac{3}{8}$	45.00	2.85
42	3 $\frac{1}{8}$	38.00	2.40	0	45.00	00 $\frac{3}{8}$	49.00	3.15
44	3 $\frac{1}{8}$	40.00	2.70	0	49.00	00 $\frac{3}{8}$	53.00	3.45
46	3 $\frac{1}{8}$	42.00	3.00	0	53.00	00 $\frac{3}{8}$	57.00	3.75
48	2 $\frac{1}{8}$	47.00	3.40	0	57.00	00 $\frac{3}{8}$	61.00	4.10



ATKINS KWIK-KUT METAL CUTTING MACHINES



Kwik-Kut Metal Cutting Machine, No. 7

We are now making a complete line of Kwik-Kut Metal Cutting machines for cutting all sizes of stock up to 8 inch x 8 inch. Furnished with a solid vise, unless otherwise specified, for cutting material at right angles. When desired, they are equipped with a swivel vise for cutting at any angle up to 45 degrees. The swivel vise at 45 degrees angle reduces the capacity to 4½ inch x 8 inch, and at angle of 90 degrees 7 inch x 8 inch.


A lubricating system consisting of pump, tank and pipe is so arranged that the compound used for keeping the saw cool drops automatically into the cut and is then filtered back into the tank for further use.

The machine is equipped with a two-step cone pulley with a variation of 2 inches, so that in connection with a cone pulley, or two pulleys, with a variation of 2 inches in diameter on the driving shaft the machine may be run at the minimum speed of 50 strokes per minute, or at the maximum speed of 80 strokes per minute.

For prices see page 123.

ATKINS KWIK-KUT METAL CUTTING MACHINES

CONTINUED



Kwik-Kut Metal Cutting Machine No. 7, with Motor Drive

MOTOR-DRIVEN MACHINES

The No. 7 Kwik-Kut is also furnished, when desired, direct connected with motor. For direct current we use a standard motor, 550-1100 R. P. M., resting on a special motor bracket with a Cutler-Hammer Starting Box, and the motor connected with the machine by special patented silent steel chain running over a small pinion attached to the motor and a large sprocket which takes the place of the pulley on the machine. The chain is protected by a cast iron guard. The controller makes it possible to secure any speed desired from 50 to 100 strokes per minute by 15 graduations, thus making it possible to adapt the speed perfectly to the size and character of material that is being cut, by instantly changing the lever from one button to another. For alternating current, a small cone pulley is used on the motor connecting with the cone pulley on the machine and connected by short leather belt instead of the chain drive and starting box as used for direct current.

ATKINS AAA KOOLING KOMPOUND


We include free with our No. 7 Kwik-Kut Metal Cutting Machine a sample pail of our Kooling Kom-pound sufficient to make a solution of twenty gallons suitable for use in connection with this machine and an excellent preparation for screw cutting, tapping or any other work where a compound of this kind is required.

Prices in various quantities will be quoted upon application.

For prices of machines see page 123.

ATKINS KWIK-KUT METAL CUTTING MACHINES

CONTINUED



KWIK-KUT METAL CUTTING MACHINES, Nos. 14 AND 12

The No. 14 Kwik-Kut Machine embodies all features of the No. 7, including guide, excepting that it is a dry cutting machine; that is, not equipped with the lubricating system used in connection with the No. 7.

The No. 12 Kwik-Kut Machine is also a dry cutting machine of the same pattern as the No. 14 and similar in every respect, excepting that it does not have the patented saw guide and has a smaller capacity.

See page 123 for prices.

CAPACITIES

The capacity of the No. 7 machine with solid vise is 8 x 8 inches. With swivel vise it has a capacity of 7 x 8 inches on a straight cut and $4\frac{1}{2}$ x 8 inches at 45 degrees.

The No. 14 solid vise has a capacity of 6 x 6 inches with blade measuring 14 inches from center to center of holes. The swivel vise, when adjusted for cutting straight, has a capacity of 5 x 6 inches, but when cutting angles at 45 degrees, the capacity is $3\frac{1}{4}$ x 6 inches.


The No. 12 machine has a capacity of 4 x 4 inches on a straight cut with either solid or swivel vise; with swivel vise a capacity of $2\frac{1}{2}$ x 4 inches at 45 degrees.

ATKINS STOCK REST FOR KWIK-KUT MACHINES

We have designed the Atkins Stock Rest for Kwik-Kut Machines in order to facilitate the handling of long lengths of material in the cut.

If this material is not properly supported and free from vibration and twisting, it is apt to cause an unnecessary breakage of blades and an untrue cut of material. The Atkins Stock Rest may be placed at any desired distance from the machine and easily adjusted to any height by turning the hand wheel. It is sufficiently heavy to require no anchorage to the floor. The roller on top permits stock to be easily moved forward into the cut. Made of heavy castings, sufficiently strong and durable to last for years. Occupies floor space $15\frac{1}{2}$ inches by 17 inches. Adjustable to a height of from 23 inches to 28 inches.

Price each \$12.00
Weight pounds 58



ATKINS KWIK-KUT METAL CUTTING MACHINES

THE "STRATE-CUT" PATENTED HACK SAW GUIDE

This guide is used exclusively on our No. 7 and No. 14 Kwik-Kut Power Hack Saws and is absolutely new and unique. It is the first practical saw guide ever applied to a hack saw machine.

The blade passes through a slotted tube and also through a slot in the end of the plunger, which is interchangeable for blades of different gauges. It is detachable, and the machine may be run either with or without the guide, as desired, requiring only a few moments to attach or detach. It is rigid and substantial, and warranted for the life of the machine. It is the only guide constructed in such a way as to control the blade in the cut.

The great value of this guide is shown in cutting expensive high-speed tool steel and particularly of large size, where a slight variation causes considerable loss. In any case, where very accurate sawing is desired, the "Strate-Cut" guide is indispensable.

All Kwik-Kut Metal Cutting Machines are manufactured under our exclusive patent, whereby the length of the stroke is automatically regulated by the size of the material held in the vise.

The ordinary machine, running full capacity with a fixed stroke of 6 inches, affords only 40% of the blade travel made by the Kwik-Kut, while in using our machine practically the entire length of the blade is utilized, thus showing an enormous saving in blades.

The driving mechanism consists of a beveled rim friction wheel securely fastened to the shaft so that, by the use of a rod starter, this wheel is forced against the pulley, thus furnishing the most reliable and durable driving power.

A raising device slightly raises the saw arm on the return, or non-cutting stroke, thus avoiding unnecessary wear on the blade.

An automatic stop cuts off the power when desired.

An outside rest holds the stock in the cut, thus preventing the damage to material which often occurs on other machines when cutting short pieces.

Compensating bearings are used on the saw frame, all of which are direct and finished, and no babbitt metal is used. Gibs on side and top are provided to take up any possible wear.

A depth gauge provides for automatically stopping the machine at any desired depth in the cut.

"AAA" HACK SAW BLADES RECOMMENDED FOR USE ON THE KWIK-KUT METAL CUTTING MACHINE

No.	Tubing		Iron, Soft Steel			Tool Steel			Structural Shapes		
	Thin Wall up to ½ Inch	Heavy Wall Above ½ Inch	Small up to 1 Inch	Medium 1 Inch to 2 ½ Inch	Large Above 2 ½ Inch	Small up to 1 Inch	Medium 1 Inch to 2 ½ Inch	Large Above 2 ½ Inch	Small	Medium	Large
7	425	430	440	440	445	430	440	440	425	430	430
14	409	425	430	435	435	425	430	430	425	425	430
12	409	410	418	418	422	415	418	418	415	415	418
Blade travel in inches per minute.....			720 inches			450 inches			450-500 inches		



ATKINS KWIK-KUT METAL CUTTING MACHINES

SPECIFICATIONS

Specifications of Atkins No. 7 Kwik-Kut metal cutting machines, belt-driven; also machines equipped for motor drive but without motor, and for motor-driven machines complete.

No. 7 BELT-DRIVEN

No.	Description	Capacity Inches	Shipping Weight	Net Price Each
7-K	Solid Vise 2 speeds.....	8 x 8	700	\$150.00
7-S	Swivel Vise 2 speeds.....	7 x 8*	700	155.00

No. 7 EQUIPPED FOR MOTOR DRIVE, WITHOUT MOTOR

No.	Description	Capacity Inches	Shipping Weight	Net Price Each
7-KC	Solid Vise, equipped with motor bracket, chain sprockets, chain, guard, but without motor, controller or switch.....	8 x 8	750	\$225.00
7-SC	Swivel Vise, equipped with motor bracket, chain sprockets and chain guard, but without motor, controller or switch.....	7 x 8*	750	230.00

For No. 7 motor-driven machines complete, all voltages mentioned are standard but will operate on motors rated 15% higher or lower. The prices on D. C. variable speed motor-driven machines include 110, 220 and 550 volts. The A. C. constant speed prices include either single or polyphase 25 or 60 cycles, 110 and 220 volts. All motor-driven machines are regularly equipped with our special sprocket, pinion, and chain drive. If different motor equipment from any mentioned is required, write for prices and information.

No. 7 MOTOR-DRIVEN MACHINES, COMPLETE

No.	Description	Capacity Inches	Shipping Weight	Net Price Each
7-EK	Solid Vise, D. C. variable or A. C. constant speed.....	8 x 8	850	\$310.00
7-ES	Swivel Vise, D. C. variable or A. C. constant speed.....	7 x 8*	850	315.00
7-EKV	Solid Vise, A. C. variable speed 110-220 volts, 25-60 cycles.....	8 x 8	850	350.00
7-ESV	Swivel Vise, A. C. variable speed 110-220 volts, 25-60 cycles.....	7 x 8*	850	355.00
7-EKH	Solid Vise, A. C. variable speed for voltages higher than 250, 25-60 cycles with transformer (see foot note).....	8 x 8	925	400.00
7-ESH	Swivel Vise, A. C. variable speed for voltages higher than 250, 25-60 cycles with transformer (see foot note).....	7 x 8*	925	405.00

(*) The capacity given is the size of stock which the vise will accommodate when cutting straight. When turned to an angle of 45 degrees, the capacity is $4\frac{1}{2}$ x 8 inches.

NOTE—The A. C. variable speed motors have the same characteristics as our D. C. variable speed, but when required in connection with 440 to 500 volt circuit a transformer is necessary as noted in the price list. The additional charge for this type is to cover the price of the transformer only.

No. 14 KWIK-KUT METAL CUTTING MACHINE

No.	Description	Capacity, Inches	Approx. Shipping Weight	Net Price Each
14-K	Solid Vise 1 speed.....	6 x 6	400	\$95.00
14-S	Swivel Vise 1 speed.....	5 x 6*	400	97.50

(*) The capacity given is the size of stock which the vise will accommodate when cutting straight. When turned to an angle of 45 degrees the capacity is $3\frac{1}{2}$ x 6 inches.

No. 12 KWIK-KUT METAL CUTTING MACHINE


No.	Description	Capacity, Inches	Approx. Shipping Weight	Net Price Each
12-K	Solid Vise 1 speed.....	4 x 4	350	\$70.00
12-S	Swivel Vise 1 speed.....	4 x 4*	350	72.50

(*) The capacity given is the size of stock which the vise will accommodate when cutting straight. When turned to an angle of 45 degrees the capacity is $2\frac{1}{2}$ x 4 inches.

ATKINS No. 3 METAL BAND SAW MACHINE

Atkins No. 3 Metal Band Saw Machine is unsurpassed for economical cutting of metal where there is a sufficient amount of cold sawing to require the constant operation of one or more machines, and it will be found superior to any other machine now available.

An ordinary unskilled workman of average intelligence, or a boy, with an hour's instruction can operate the Atkins No. 3 Metal Band Saw. It is much simpler than even the modern High-Speed Hack Saw Machine, and so far as the Circular Milling Saw Machine is concerned, there is hardly any comparison.



SPECIFICATIONS AND PRICES

Size of Table	21½" x 28¾"
Diameter of Wheels	30"
Height over all	79"
Floor Space required: Motor-Driven	60" x 40"
Belt-Driven	60" x 26"
Approximate Net Weight: Motor-Driven	1850 lbs.
Belt-Driven	1500 lbs.
Approximate Shipping Weight:	
Skidded	Motor-Driven 2050 lbs. Belt-Driven 1700 lbs.
Crated	2250 lbs. 1900 lbs.
Boxed	2450 lbs. 2100 lbs.

Capacity: Any size up to 12" x 14"
Size of Blades: 15' 8" long x ⅝" or ¾" wide

Equipment: We furnish free with each machine one saw blade ¾" wide with 8 teeth to one inch, and one blade ⅝" wide with 14 teeth to one inch, unless otherwise specified.

Prices: Direct Motor-Driven \$600.00
Belt-Driven 400.00
Stock Rest (weight 100 lbs.) 20.00

Terms: F. O. B. Indianapolis, 30 days net.

FLEXIBLE BACK METAL BAND SAWS FOR ABOVE MACHINE

These are made with hard teeth and annealed back for cutting all kinds of metals.

Width	Gauge	Ft. in Lb. (Approx.)	Price per Ft. Cut to Length	Price per Lb. in Coils	Width	Gauge	Ft. in Lb. (Approx.)	Price per Ft. Cut to Length	Price per Lb. in Coils
¼"	.025	60	14c	8.40	⅝"	.031	16	18c	2.88
⅜"	.025	35	15c	5.26	¾"	.031	12	20c	2.40
½"	.025	25	16c	4.00	1"	.036	9	24c	2.16


Saws are made with 8, 10, 12, 14, 18, 22 or 32 teeth per inch.

In ordering, state the kind of material to be cut, and size. In computing price on brazed saws, if they measure 6" or more over the even foot, an extra foot is charged for, and if less than 6" over the even foot, no charge is made; for example, a brazed saw 15' 8" long will be computed as 16', but if 16' 4", it will be figured as 16'. Brazing, extra, ¼", ⅜", ½", ⅝" 25c net; ¾" 30c net; 1" 35c net.

ATKINS NON-BREAKABLE HACK SAW BLADES

Atkins Non-breakable Hack Saw Blades are made with the usual hard edge, but with a soft back that practically prevents breakage. They should not be confused with any so-called "flexible" blades.

The edge is tempered so as to insure a cutting capacity equal to all hard blades. Therefore, while the blade will cut fully as fast and hold its cutting edge as long as the all hard blade, the liability to break or snap off is entirely eliminated.



To those who have suffered a heavy loss on account of breakage, the Atkins non-breakable blade will prove extremely profitable. Free sample blades will be supplied upon request for testing purposes.

No.	Length Inches	Width Inches	Thickness or Gauge	No. Teeth per Inch	Weight per Gross, Lbs.	Price per Gross
300	6	$\frac{7}{16}$.025 or 23	18	3½	\$ 7.00
300	7	$\frac{7}{16}$.025 or 23	18	4	7.50
300	8	$\frac{7}{16}$.025 or 23	18	4½	8.00
300	9	$\frac{7}{16}$.025 or 23	18	5¼	9.00
300	10	$\frac{7}{16}$.025 or 23	18	5½	10.00
300	11	$\frac{7}{16}$.025 or 23	18	6	11.00
300	12	$\frac{7}{16}$.025 or 23	18	6½	12.00
305	12	$\frac{9}{16}$.025 or 23	16	7¼	12.60
305	14	$\frac{9}{16}$.025 or 23	16	8½	14.80
305	16	$\frac{9}{16}$.025 or 23	16	10	17.00
310	6	½	.025 or 23	24	3½	7.00
310	7	½	.025 or 23	24	4	7.50
310	8	½	.025 or 23	24	4½	8.00
310	9	½	.025 or 23	24	5¼	9.00
310	10	½	.025 or 23	24	5½	10.00
310	11	½	.025 or 23	24	6	11.00
310	12	½	.025 or 23	24	6½	12.00
315	6	½	.025 or 23	32	3½	7.00
315	7	½	.025 or 23	32	4	7.50
315	8	½	.025 or 23	32	4½	8.00
315	9	½	.025 or 23	32	5¼	9.00
315	10	½	.025 or 23	32	5½	10.00
315	11	½	.025 or 23	32	6	11.00
315	12	½	.025 or 23	32	6½	12.00
320	8	$\frac{9}{16}$.028 or 22	14	5	9.00
320	9	$\frac{9}{16}$.028 or 22	14	6	9.60
320	10	$\frac{9}{16}$.028 or 22	14	6½	10.20
320	11	$\frac{9}{16}$.028 or 22	14	7	11.40
320	12	$\frac{9}{16}$.028 or 22	14	8	12.60
320	13	$\frac{9}{16}$.028 or 22	14	8½	13.80
320	14	$\frac{9}{16}$.028 or 22	14	9	15.00
320	16	$\frac{9}{16}$.028 or 22	14	11	17.40

ATKINS "AAA" HACK SAW BLADES

HAND BLADES



Atkins AAA Hack Saw Blades are made from a special formula, possessing just those qualities which have been so long desired.

We have perfected a process of tempering wherein we are able to secure extreme hardness and at the same time to eliminate any variation in the consistency of the blades. This makes them less liable to break in case of an awkward thrust, and at the same time insuring the edge holding qualities most desired.

The teeth are sharp and given just enough set to insure a free, smooth and rapid cut, removing no more stock than is necessary.

While Atkins AAA Hack Saw Blades possess to the highest degree those lasting qualities that you have been looking for, we wish to give some suggestions in regard to their use.

Too much weight applied to a blade dulls it unnecessarily, and it is desirable not to force a hack saw blade beyond its capacity. Remember that a sharp blade will cut faster than a dull one, and that it is the blade travel that counts rather than the pressure that is placed on the blade.

Should a saw be broken in the cut, it is advisable to turn the stock so as to make an entirely new start as a new blade is apt to stick in the old cut and therefore be more liable to breakage. This does not indicate an imperfection, but the set of the old blade may have worn off so as to cut a narrower kerf than the new blade.

A hand frame should not be run at too high a speed. If they are given a similar stroke to that of a file, they will be found to operate to better advantage.

Fine teeth should be used for cutting brass, copper, piping, and so forth. A coarse tooth operates better on thin sheet metal. See information in AAA hack saw chart, sent free on request.

It is inadvisable to oil hack saw blades for hand use. Special lubricants are prepared for high-speed power cutting. See Atkins Kooling Kompound, page 120.

We shall be very glad of an opportunity to submit, free of charge, sample hack saw blades for comparative tests. Do not feel that you are placing yourself under any obligations by asking for this service.

Should you be having difficulty in operating your hack saw blades to the best advantage, and will write us, it is possible that we can make some suggestions. This service is at your disposal.

No.	Length Inches	Width Inch	Thickness or Gauge	No. Teeth per Inch	Weight per Gross Lbs.	Price per Gross	No.	Length Inches	Width Inch	Thickness or Gauge	No. Teeth per Inch	Weight per Gross Lbs.	Price per Gross
200	6	$\frac{7}{16}$.025 or 23	18	3 $\frac{1}{2}$	\$ 7.00	210	12	$\frac{1}{2}$.025 or 23	24	6 $\frac{1}{2}$	\$12.00
200	7	$\frac{7}{16}$.025 or 23	18	4	7.50	215	6	$\frac{1}{2}$.025 or 23	32	3 $\frac{1}{2}$	7.00
200	8	$\frac{7}{16}$.025 or 23	18	4 $\frac{1}{2}$	8.00	215	7	$\frac{1}{2}$.025 or 23	32	4	7.50
200	9	$\frac{7}{16}$.025 or 23	18	5 $\frac{1}{4}$	9.00	215	8	$\frac{1}{2}$.025 or 23	32	4 $\frac{1}{2}$	8.00
200	10	$\frac{7}{16}$.025 or 23	18	5 $\frac{1}{2}$	10.00	215	9	$\frac{1}{2}$.025 or 23	32	5 $\frac{1}{4}$	9.00
200	11	$\frac{7}{16}$.025 or 23	18	6	11.00	215	10	$\frac{1}{2}$.025 or 23	32	5 $\frac{1}{2}$	10.00
200	12	$\frac{7}{16}$.025 or 23	18	6 $\frac{1}{2}$	12.00	215	11	$\frac{1}{2}$.025 or 23	32	6	11.00
205	12	$\frac{9}{16}$.025 or 23	16	7 $\frac{1}{4}$	12.60	215	12	$\frac{1}{2}$.025 or 23	32	6 $\frac{1}{2}$	12.00
205	14	$\frac{9}{16}$.025 or 23	16	8 $\frac{1}{2}$	14.80	220	8	$\frac{9}{16}$.028 or 22	14	5	9.00
205	16	$\frac{9}{16}$.025 or 23	16	10	17.00	220	9	$\frac{9}{16}$.028 or 22	14	6	9.60
210	6	$\frac{1}{2}$.025 or 23	24	3 $\frac{1}{2}$	7.00	220	10	$\frac{9}{16}$.028 or 22	14	6 $\frac{1}{2}$	10.20
210	7	$\frac{1}{2}$.025 or 23	24	4	7.50	220	11	$\frac{9}{16}$.028 or 22	14	7	11.40
210	8	$\frac{1}{2}$.025 or 23	24	4 $\frac{1}{2}$	8.00	220	12	$\frac{9}{16}$.028 or 22	14	8	12.60
210	9	$\frac{1}{2}$.025 or 23	24	5 $\frac{1}{4}$	9.00	220	13	$\frac{9}{16}$.028 or 22	14	8 $\frac{1}{2}$	13.80
210	10	$\frac{1}{2}$.025 or 23	24	5 $\frac{1}{2}$	10.00	220	14	$\frac{9}{16}$.028 or 22	14	9	15.00
210	11	$\frac{1}{2}$.025 or 23	24	6	11.00	220	16	$\frac{9}{16}$.028 or 22	14	11	17.40

Double-edge blades as shown are \$1.90 per inch per gross.

Sizes not listed take same list as next size larger.



ATKINS "AAA" POWER HACK SAW BLADES



BLADES FOR LIGHT GRAVITY FEED MACHINES

No.	Length Inches	Width Inches	Thickness Gauge	No. Teeth per Inch	Weight per Gross Lbs.	Price per Gross	No.	Length Inches	Width Inches	Thickness Gauge	No. Teeth per Inch	Weight per Gross Lbs.	Price per Gross
400	8	$\frac{5}{8}$.028 or 22	14	6 $\frac{1}{2}$	\$ 8.80	400	17	$\frac{5}{8}$.028 or 22	14	13	\$18.70
400	9	$\frac{5}{8}$.028 or 22	14	7 $\frac{1}{2}$	9.90	400	18	$\frac{5}{8}$.028 or 22	14	13 $\frac{3}{4}$	19.80
400	10	$\frac{5}{8}$.028 or 22	14	7 $\frac{3}{4}$	11.00	400	20	$\frac{5}{8}$.028 or 22	14	15	22.00
400	11	$\frac{5}{8}$.028 or 22	14	8 $\frac{1}{4}$	12.10	402	12	$\frac{5}{8}$.028 or 22	18	9 $\frac{1}{2}$	13.20
400	12	$\frac{5}{8}$.028 or 22	14	9 $\frac{1}{2}$	13.20	402	14	$\frac{5}{8}$.028 or 22	18	10 $\frac{1}{2}$	15.40
400	14	$\frac{5}{8}$.028 or 22	14	10 $\frac{1}{2}$	15.40							

BLADES FOR HEAVY GRAVITY FEED AND POSITIVE FEED

409	12	$\frac{3}{4}$.032 or 21	18	12	\$16.20	420	18	$\frac{3}{4}$.048 or 18	12	29 $\frac{1}{2}$	\$35.10
409	14	$\frac{3}{4}$.032 or 21	18	14	18.90	422	10	$\frac{3}{4}$.048 or 18	10	16	19.50
410	12	$\frac{3}{4}$.032 or 21	14	12	16.20	422	12	$\frac{3}{4}$.048 or 18	10	18 $\frac{1}{2}$	23.40
410	14	$\frac{3}{4}$.032 or 21	14	14	18.90	422	14	$\frac{3}{4}$.048 or 18	10	21 $\frac{1}{2}$	27.30
410	17	$\frac{3}{4}$.032 or 21	14	16 $\frac{1}{2}$	22.95	422	17	$\frac{3}{4}$.048 or 18	10	28	33.15
410	18	$\frac{3}{4}$.032 or 21	14	17 $\frac{3}{4}$	24.30	423	14	1	.048 or 18	18	27	34.30
410	20	$\frac{3}{4}$.032 or 21	14	20 $\frac{1}{4}$	27.00	423	17	1	.048 or 18	18	33	41.65
412	14	1	.032 or 21	10	16	26.60	423	18	1	.048 or 18	18	34 $\frac{1}{2}$	44.10
412	17	1	.032 or 21	10	24	32.30	424	14	1	.032 or 21	24	16	27.30
415	12	$\frac{3}{4}$.042 or 19	14	16 $\frac{1}{4}$	21.00	424	17	1	.032 or 21	24	24	33.15
415	14	$\frac{3}{4}$.042 or 19	14	19 $\frac{1}{4}$	24.50	424	18	1	.032 or 21	24	25	35.10
418	12	$\frac{3}{4}$.042 or 19	12	16 $\frac{3}{4}$	21.00	425	12	1	.042 or 19	14	23	27.00
418	14	$\frac{3}{4}$.042 or 19	12	19 $\frac{1}{4}$	24.50	425	14	1	.042 or 19	14	25	31.50
418	17	$\frac{3}{4}$.042 or 19	12	25	29.75	425	17	1	.042 or 19	14	27	38.25
420	10	$\frac{3}{4}$.048 or 18	12	16	19.50	428	12	1	.042 or 19	10	23	27.00
420	12	$\frac{3}{4}$.048 or 18	12	18 $\frac{1}{2}$	23.40	428	14	1	.042 or 19	10	25	31.50
420	14	$\frac{3}{4}$.048 or 18	12	21 $\frac{1}{2}$	27.30	428	17	1	.042 or 19	10	27	38.25
420	17	$\frac{3}{4}$.048 or 18	12	28	33.15							

HEAVY GRAVITY FEED

430	10	1	.048 or 18	12	22	\$24.50	438	18	1 $\frac{1}{4}$.048 or 18	10	34 $\frac{1}{2}$	\$ 56.70
430	12	1	.048 or 18	12	24 $\frac{1}{2}$	29.40	439	12	1 $\frac{1}{4}$.048 or 18	8	24 $\frac{1}{4}$	37.80
430	14	1	.048 or 18	12	27	34.30	439	14	1 $\frac{1}{4}$.048 or 18	8	27	44.10
430	16	1	.048 or 18	12	30	39.20	439	16	1 $\frac{1}{4}$.048 or 18	8	30	50.40
430	17	1	.048 or 18	12	33	41.65	439	17	1 $\frac{1}{4}$.048 or 18	8	33	53.55
430	18	1	.048 or 18	12	34 $\frac{1}{2}$	44.10	439	18	1 $\frac{1}{4}$.048 or 18	8	34 $\frac{1}{2}$	56.70
430	19	1	.048 or 18	12	36	46.55	439	19	1 $\frac{1}{4}$.048 or 18	8	36	59.85
430	20	1	.048 or 18	12	38 $\frac{3}{4}$	49.00	439	20	1 $\frac{1}{4}$.048 or 18	8	38 $\frac{3}{4}$	63.00
430	21	1	.048 or 18	12	40	51.45	439	22	1 $\frac{1}{4}$.048 or 18	8	42	69.30
430	22	1	.048 or 18	12	42	53.90	439	24	1 $\frac{1}{4}$.048 or 18	8	46	75.60
430	23	1	.048 or 18	12	43	56.35	440	14	1	.065 or 16	10	35 $\frac{1}{2}$	44.10
430	24	1	.048 or 18	12	46	58.80	440	16	1	.065 or 16	10	39	50.40
435	10	1	.048 or 18	10	22	24.50	440	17	1	.065 or 16	10	43	53.55
435	12	1	.048 or 18	10	24 $\frac{1}{2}$	29.40	440	18	1	.065 or 16	10	48	56.70
435	14	1	.048 or 18	10	27	34.30	440	19	1	.065 or 16	10	48 $\frac{1}{2}$	59.85
435	17	1	.048 or 18	10	33	41.65	440	20	1	.065 or 16	10	49 $\frac{1}{2}$	63.00
435	18	1	.048 or 18	10	34 $\frac{1}{4}$	44.10	440	21	1	.065 or 16	10	52	66.15
435	19	1	.048 or 18	10	36	46.55	440	22	1	.065 or 16	10	55	69.30
435	20	1	.048 or 18	10	38 $\frac{3}{4}$	49.00	440	23	1	.065 or 16	10	58	72.45
436	21	1	.048 or 18	10	40	51.45	440	24	1	.065 or 16	10	60	75.60
436	22	1	.048 or 18	10	42	53.90	440	30	1	.065 or 16	10	66	94.50
436	23	1	.048 or 18	10	43	56.35	440	32	1	.065 or 16	10	72	100.80
436	24	1	.048 or 18	10	46	58.80	441	17	$\frac{1}{8}$.065 or 16	14	43	53.55
436	12	1	.048 or 18	8	24 $\frac{1}{2}$	29.40	441	18	$\frac{1}{8}$.065 or 16	14	48	56.70
436	14	1	.048 or 18	8	27	34.30	445	17	1	.065 or 16	8	43	53.55
436	16	1	.048 or 18	8	30	39.20	445	18	1	.065 or 16	8	48	56.70
436	17	1	.048 or 18	8	33	41.65	445	19	1	.065 or 16	8	48 $\frac{1}{2}$	59.85
436	18	1	.048 or 18	8	34 $\frac{1}{2}$	44.10	445	20	1	.065 or 16	8	49 $\frac{1}{2}$	63.00
436	19	1	.048 or 18	8	36	46.55	445	21	1	.065 or 16	8	52	66.15
436	20	1	.048 or 18	8	38 $\frac{3}{4}$	49.00	445	22	1	.065 or 16	8	55	69.30
436	22	1	.048 or 18	8	42	53.90	445	23	1	.065 or 16	8	58	72.45
436	24	1	.048 or 18	8	46	58.80	445	24	1	.065 or 16	8	60	75.60
437	12	1 $\frac{1}{8}$.048 or 18	6	24 $\frac{1}{2}$	33.60	445	30	1	.065 or 16	8	66	94.50
437	14	1 $\frac{1}{8}$.048 or 18	6	27	39.20	445	32	1	.065 or 16	8	72	100.80
437	16	1 $\frac{1}{8}$.048 or 18	6	30	44.80	450	18	1 $\frac{1}{2}$.065 or 16	10	96	90.00
437	17	1 $\frac{1}{8}$.048 or 18	6	33	47.60	450	21	1 $\frac{1}{2}$.065 or 16	10	112	105.00
437	18	1 $\frac{1}{8}$.048 or 18	6	34 $\frac{1}{2}$	50.40	450	24	1 $\frac{1}{2}$.065 or 16	10	128	120.00
437	19	1 $\frac{1}{8}$.048 or 18	6	36	53.20	450	27	1 $\frac{1}{2}$.065 or 16	10	144	135.00
437	20	1 $\frac{1}{8}$.048 or 18	6	38 $\frac{3}{4}$	56.00	450	30	1 $\frac{1}{2}$.065 or 16	10	160	150.00
437	22	1 $\frac{1}{8}$.048 or 18	6	42	58.80	450	33	1 $\frac{1}{2}$.065 or 16	10	176	165.00
437	24	1 $\frac{1}{8}$.048 or 18	6	46	61.60	450	36	1 $\frac{1}{2}$.065 or 16	10	190	180.00
438	17	1 $\frac{1}{4}$.048 or 18	10	33	53.55							

Sizes not listed take same list as next size larger.



ATKINS CIRCULAR SCREW SLOTTING SAWS

We are making an exceptionally fine line of Circular Screw Slotting Saws. The standard sizes are $2\frac{3}{4}$ -inch diameter with $\frac{1}{2}$, $\frac{5}{8}$, $\frac{3}{4}$ and 1-inch holes. The following lists are based on quantities of 500. Smaller quantities, prices on application. We will be pleased to quote special prices on other sizes than those listed below:

$2\frac{3}{4}$ " x .057".....	15c each	$2\frac{3}{4}$ " x .032".....	15c each
$2\frac{3}{4}$ " x .051".....	15c each	$2\frac{3}{4}$ " x .028".....	15c each
$2\frac{3}{4}$ " x .045".....	15c each	$2\frac{3}{4}$ " x .025".....	15c each
$2\frac{3}{4}$ " x .040".....	15c each	$2\frac{3}{4}$ " x .023".....	15c each
$2\frac{3}{4}$ " x .035".....	15c each	$2\frac{3}{4}$ " x .020".....	15c each

ATKINS SLATE HACK SAW BLADES

Number	Length Inches	Width Inches	Thickness Gauge	No. of Teeth per Inch	Price per Gross
405	8		.028 or 22	14	\$ 9.00
405	9	$\frac{9}{16}$.028 or 22	14	9.60
405	10		.028 or 22	14	10.20
405	12	$\frac{9}{16}$.028 or 22	14	12.60

ATKINS SCREW SLOTTING BLADES

FOR HAND HACK SAW FRAMES

Every machine shop has frequent occasion for cutting slots in screw heads, bolts, set screws and parts of machinery. Atkins Screw Slotting Blades are designed to perform this service easily, accurately and quickly. For convenience, we furnish the set in four thicknesses, viz.: $\frac{3}{64}$ inch, $\frac{1}{16}$ inch, $\frac{3}{32}$ inch and $\frac{1}{8}$ inch. Blades are 8 inches long or for use in 8-inch hand hack saw frame, and are ground thin back.

The blades are made of special alloy steel, similar to that used in Atkins Circular Metal Cutting Saws. This steel is very hard, and the blades being ground thinner on the back and being toothed straight across without set, they are not apt to break easily.

Four blades, 8 inches long, $\frac{1}{2}$ inch wide, $\frac{3}{64}$, $\frac{1}{16}$, $\frac{3}{32}$ and $\frac{1}{8}$ inch thick to the set.

Price, $\frac{3}{64}$ inch thick.....	per gross	\$33.00
Price, $\frac{1}{16}$ inch thick.....	per gross	35.00
Price, $\frac{3}{32}$ inch thick.....	per gross	37.00
Price, $\frac{1}{8}$ inch thick.....	per gross	39.00
Price of sets of 1 each of the above blades.....	per gross sets	144.00
Price.....	per dozen sets	12.00
Price.....	per set	1.00

ATKINS SPECIAL BLADES FOR COPING SAW FRAMES — JEWELERS' SAW

No. 500. $\frac{1}{4}$ inch wide, .014 inch thick, 32 teeth to the inch.

Size.....	inches	5	6
Price.....	per gross	\$8.40	\$9.00

The 5-inch blade is made with straight ends only. The 6-inch blade with either holes or loop ends.

No. 510. Special hack saw blade for light work. $\frac{1}{4}$ inch wide, .025 inch thick, 24 teeth to the inch.

Size, 6-inch only.....	per gross	\$9.00
------------------------	-----------	--------

This blade is made with either straight or bent ends. Both Nos. 500 and 510 are tempered hard throughout the entire blade by a new process, and drawn to a stiff spring.

ATKINS HACK SAW FRAMES

ATKINS HOOSIER
EXTENSION, No. 1

High grade steel; heavily nickeled, highly polished. Takes blades 8 inches to 12 inches, inclusive. Blade can be used in four different positions. Fine enameled handle. Packed one in a box without blade unless otherwise specified.

Price.....per dozen \$12.60

ATKINS INDIANA SOLID
STEEL, No. 2

Nickeled and polished. Blade can be faced four different ways. Enameled handle, fine finish. Packed one in a box without blade unless otherwise specified.

Size .inches 8 9 10 12 14
Price .. doz. \$9.00 9.60 10.80 13.50 15.00

ATKINS 8-INCH IRON
FRAME, No. 3

Frames are iron, black japanned, with black wood handles. Light, graceful in appearance, strong and rigid. Blade is held by stationary pins, which cannot be lost, and the blade can be used in four different positions. Packed one-half dozen in a box without blade.

Length.....inches 8 9 10
Price.....per dozen \$3.75 \$4.80 \$5.40

ATKINS No. 4 GRIP
HANDLE

A handle that gives the user not only greater ease of operation, but a much better control of the saw.

Frame is $4\frac{1}{2}$ inches high, adjustable, blades from 8 to 12 inches may be used. Made of extra high-grade steel, $\frac{3}{4}$ inch wide and $\frac{3}{8}$ inch thick, very strong and stiff, but light. Even when extended to full length, frame is stiff and rigid, because the adjusting features are sufficiently large and strong to make it so.


It is heavily nickel-plated, polished and buffed, so that it will not easily rust. Blade may be turned to cut at four different angles. Packed one in a box with blade unless otherwise specified.

Price.....per dozen \$22.00

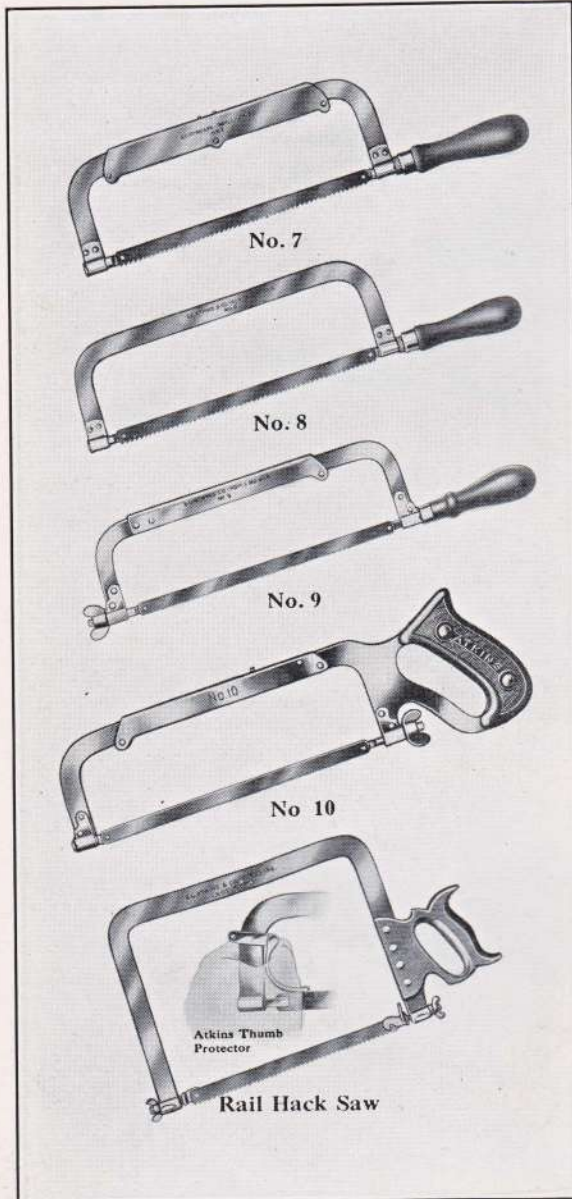
ATKINS No. 5

Same style handle as No. 4 with all its advantages, excepting that the frame is solid. Extra fine steel, heavily nickeled and polished. Blade can be faced four different ways. Accommodates 8-inch blade. Larger sizes to order. Packed one in a box with blade unless otherwise specified.

Price.....per dozen \$17.25



ATKINS HACK SAW FRAMES



ATKINS No. 7

Strong, rigid extension frame, taking 8 to 12-inch blades. Peg on the under side of the frame fits into a series of holes on the upper or outer side. Handle turns to adjust tension. Can be set to four different angles. Nickel-plated, finely buffed and polished. Depth, 3 inches, width, $\frac{1}{2}$ inch, thickness, $\frac{1}{8}$ inch.

Selected hardwood handle, finely finished, mahogany colored. Packed one in a box.

Price.....per dozen \$18.00
Weight, per dozen.....pounds 16

ATKINS No. 8

Like No. 7, without extension feature. Made for an 8, 9, 10 and 12-inch blade. Very stiff and rigid, $\frac{1}{2}$ inch wide, $\frac{1}{8}$ inch thick, rounded edge, three inches deep.

Finely finished hardwood handle. Easy Grip Pattern, packed one in a box.

Length...in. 8 9 10 12
Price per doz. \$10.50 11.00 11.50 12.50

ATKINS No. 9

Atkins No. 9 Extension Hack Saw, made of high-grade steel, heavily nickeled, highly polished. Enameled handle.

Will accommodate blade from 8 to 12 inches inclusive and can be adjusted to cut at four different angles.

Packed in individual boxes without blade, unless specified.

Price.....per dozen \$10.00

ATKINS No. 10

Hard Rubber Handle, "easy grip" pattern; hung low, thus directing entire force of stroke on a line with the cutting edge of blade. This increases the cutting power of every stroke, gives the operator better control, and prevents injury to the hand should blade break. Frame of cold rolled steel $\frac{1}{2}$ inch thick and $\frac{3}{4}$ inch wide. Nickeled and highly polished; adjustable to 8, 9, 10, 11 and 12-inch blades. Peg on under side of frame fits into a series of holes in the upper or outside frame, making it strong and rigid. Depth under back to cutting edge of blade 3 inches.

Price.....per dozen \$18.00

ATKINS RAIL HACK SAWS

A frame of Special Spring Steel $\frac{1}{4}$ inch wide, $\frac{1}{4}$ inch thick, adapted to heavy cutting such as rails, I-beams, girders, etc. Made in seven sizes to handle a wide range of work. Nos. 4, 5 and 6 have handles on both ends. A double turnbuckle secures a heavy tension on the blade.

Seasoned hardwood handles, polished edges, fastened by four brass screws.

Packed one in a box.

Note: We recommend the use of Atkins No. 400 AAA Hack Saw Blades in connection with the Rail Hack frames. These blades are listed on page 127.

No.	Under Back Inches	Length Blade Inches	Weight Each Pounds	Price Without Blades per Doz.
1.....	7	9	3 $\frac{13}{16}$	\$15.00
1 $\frac{1}{2}$	7	12	4	16.00
2.....	10	12	5 $\frac{3}{8}$	18.00
3.....	10	14	5 $\frac{3}{4}$	19.00
4.....	10	17	6 $\frac{1}{2}$	23.00
5.....	10	18	6 $\frac{5}{8}$	28.00
6.....	10	20	7	33.00



ATKINS METAL CUTTING HAND SAWS

No. 21

This blade is made of Silver Steel straight breast and back and will cut all classes of ordinary metal with ease. In 18-inch size it is $1\frac{1}{2}$ inches wide at the point and $4\frac{1}{2}$ inches wide at the butt. It is 18 gauge on the toothed edge, 20 gauge on the back and gradually tapers to 23 gauge on the point.

The teeth are specially milled, straight across, tempered hard and tough.

The handle is made of thoroughly seasoned applewood, polished, fastened to the blade by medallion and two brass screws. Packed one-third of a dozen in a box.

Size, inches	18	20	22	24	26
Price, doz.	\$20.50	22.50	25.00	27.00	29.00

Saws 18 inches long will be shipped unless otherwise specified.

No. 22

This saw is of the same general specifications as No. 21, excepting that it is supplied with an adjustable handle. Handle of applewood, carved and polished, fastened to the blade by nickel-plated lever, bolt and nickel-plated screw.

By the use of the turn screw attachment, the handle may be moved up and down to cut at various angles as shown in the illustration. Packed one-third dozen in a box.

Size, inches	18	20	22	24	26
Price, doz.	\$22.50	24.75	27.25	29.75	32.00

Saws 18 inches long will be shipped unless otherwise specified.

ATKINS PLUMBERS' SAWS

A very useful saw for cutting flooring; teeth on both edges; handle.

Size...inches...	12	14	16	18
Price...per doz.	\$9.00	9.60	10.20	11.00


ATKINS CABLE SAWS

Blade 16 inches long, 11 points to the inch on one side and 14 points to the inch on the opposite side. Teeth on 11 point side set only. Atkins High-Grade Special Steel. Beech handle.

Price.....per dozen \$8.50



ATKINS CROSS CUT SAWS





ATKINS CROSS CUT SAWS

SILVER STEEL

The most essential feature in the manufacture of a cross cut saw is the material used in the blade.

Cross cut saw steel must be hard and tough, so as to prevent the teeth from bending or dulling easily, and that they may hold their set. It must withstand hard knots and obstructions. Furthermore it should file and set readily to save the filer unnecessary time in refitting. Yet it must not be brittle, else the teeth and points will break off in use, or in refitting.

The steel that will measure up to these conditions to the highest degree is best adapted for cross cut saws.

SILVER STEEL

The formula for Silver Steel is our own exclusive property. It contains most effective and expensive materials. It is exceedingly close and smooth grained, and while it files easily, it will at the same time, take an exceedingly hard, tough temper which enables it to hold its keen cutting edge a remarkable length of time. It is actually as fine in quality as the steel used in most high-grade razor blades.

TEMPER

A careful analysis is made in our laboratory to be absolutely sure that it is fully up to specifications. Should the analysis show even a slight deviation, the blade is immediately rejected.

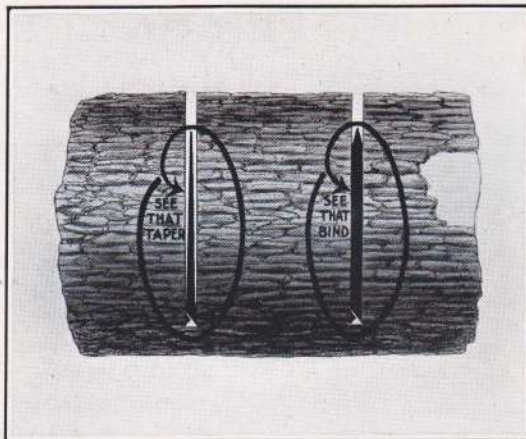
The heat treatment of all cross cut saws is ordered by the chemist, based upon his analysis. This is applied scientifically so that there is no possibility of the least variation.

Each blade, however, is rigidly inspected, thereby avoiding shipment of any but perfect saws.

These safeguards enable us to warrant Atkins Silver Steel Cross Cut Saws to be of perfect temper and construction and so thoroughly are we convinced of their merits, that we positively guarantee that they will not only run easier and cut faster, but that they will hold a sharp cutting edge at least one-fourth longer than any other cross cut.

Every Silver Steel Cross Cut Saw is plainly marked with the words "Silver Steel," and "E. C. Atkins & Co." on the blade. None others are genuine.

ATKINS SEGMENT GRINDING PROCESS



Segment Ground An Imitation

E. C. Atkins & Company are the inventors of and own the exclusive patent rights for using the Segment Grinding process for cross cut saws.

Segment Grinding consists of finishing the blade of an absolutely even gauge along the toothed edge and from the toothed edge it is ground on the segment of a circle to the center of the back.

In other words, the standard blade is ground 14 gauge along the entire toothed edge, 17 gauge on the back at the ends, 18 to 20 gauge on center of back and from the thickest to the thinnest point on the back.

Atkins Segment Ground Cross Cut Saws, being thicker at the ends, are stiff and do not buckle, and as they are thinnest at the center of the back, they have ample clearance, enabling them to be operated easily and with very little set.

The distinction between our Segment Ground Saws and any other, lies in the fact that the blades are ground as stated above on an actual segment of a circle from the toothed edge to the center of the back. This is illustrated on the left of the picture above, and shows clearly why we make the claim that Segment Ground Saws will run easier and cut faster.

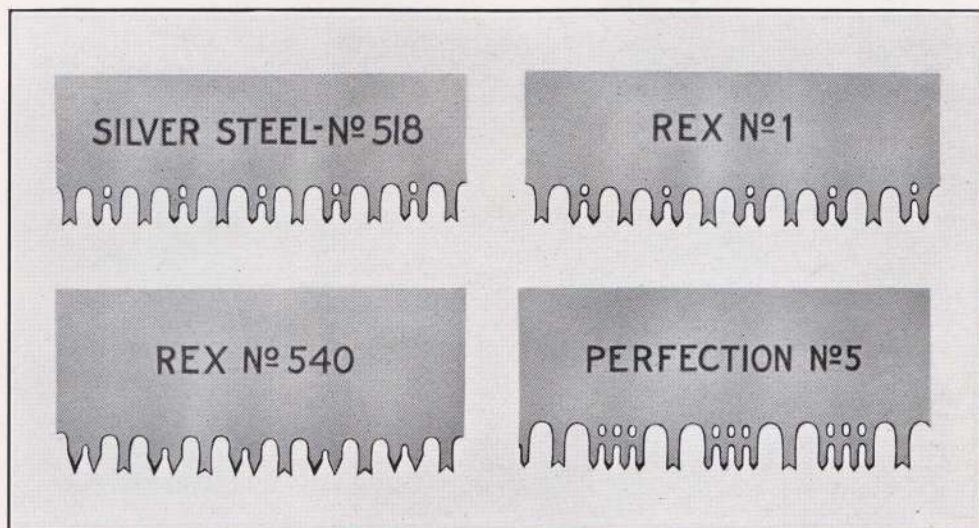
The imitation of Segment Grinding is shown to the right in the illustration, indicating a saw simply dubbed off on the back for an inch or two. Blades constructed on this principle must rely entirely upon the set of the teeth and the use of wedges in order to secure clearance. Segment Ground Cross Cut Saws clear themselves. All Silver Steel Cross Cut Saws are Segment Ground.

SPECIFICATIONS OF TEETH

Number of Saw	Depth of Raker Gullet Inches	Width of Raker Gullet Widest Place Inches	Depth of Tooth Gullet Inches	Width of Tooth Gullet Widest Place Inches
5	$1\frac{7}{8}$	$\frac{7}{8}$	$1\frac{5}{8}$	$\frac{1}{4}$
4	$1\frac{7}{8}$	$\frac{7}{8}$	$1\frac{5}{8}$	$\frac{1}{4}$
12	$1\frac{1}{2}$	$\frac{13}{16}$	$1\frac{5}{8}$	$\frac{1}{4}$
1	$1\frac{1}{2}$	$\frac{11}{16}$	$\frac{15}{16}$	$\frac{3}{8}$
3	$1\frac{5}{8}$	$\frac{3}{4}$	$\frac{15}{16}$	$\frac{1}{16}$
11	$1\frac{3}{8}$	$\frac{5}{8}$	$1\frac{1}{16}$	$\frac{3}{8}$
6	$1\frac{1}{4}$	$\frac{11}{16}$	$1\frac{1}{8}$	$\frac{1}{16}$
221	$1\frac{9}{16}$	$\frac{7}{8}$	$1\frac{3}{8}$	$\frac{1}{16}$
218	$1\frac{9}{16}$	$\frac{3}{4}$	$1\frac{3}{8}$	$\frac{3}{8}$
331	$1\frac{1}{2}$	$\frac{3}{4}$	1	$\frac{1}{16}$
225	$1\frac{5}{8}$	$\frac{11}{16}$	$1\frac{5}{8}$	$\frac{3}{8}$
379	1	$\frac{7}{8}$	$\frac{7}{8}$	$\frac{15}{16}$
386	$1\frac{1}{4}$	$\frac{9}{16}$	$1\frac{1}{16}$	$\frac{1}{16}$
387	$1\frac{9}{16}$	$\frac{11}{16}$	$1\frac{9}{16}$	$\frac{3}{8}$
540	$1\frac{3}{8}$	$\frac{9}{16}$	$1\frac{1}{8}$	$\frac{1}{16}$
550	$1\frac{3}{8}$	$\frac{9}{16}$	$1\frac{1}{8}$	$\frac{1}{16}$
553	$1\frac{7}{8}$	$\frac{7}{8}$	$1\frac{5}{8}$	$\frac{1}{4}$
518	$1\frac{1}{2}$	$\frac{9}{16}$	$1\frac{1}{2}$	$\frac{5}{16}$
741	$1\frac{5}{8}$	$1\frac{1}{2}$	$1\frac{5}{8}$	$\frac{1}{16}$
389	$1\frac{1}{8}$	$1\frac{1}{2}$	$\frac{13}{16}$	$\frac{9}{16}$
654	$1\frac{1}{2}$	$1\frac{1}{2}$	$\frac{13}{16}$	$\frac{1}{16}$

ATKINS STYLES OF CROSS CUT TEETH

The evolution of the Cross Cut Saw from the old style "V" tooth, up to the scientifically constructed teeth of the present day, has developed a great variation in the outline and specifications under which Cross Cut Saws are made.



IN THE ABOVE ILLUSTRATION, WE REPRODUCE
A FEW PATTERNS OF TEETH WHICH HAVE
BEEN ADOPTED IN THE LARGEST OPERATIONS
AS THE STANDARD FOR EFFICIENCY.

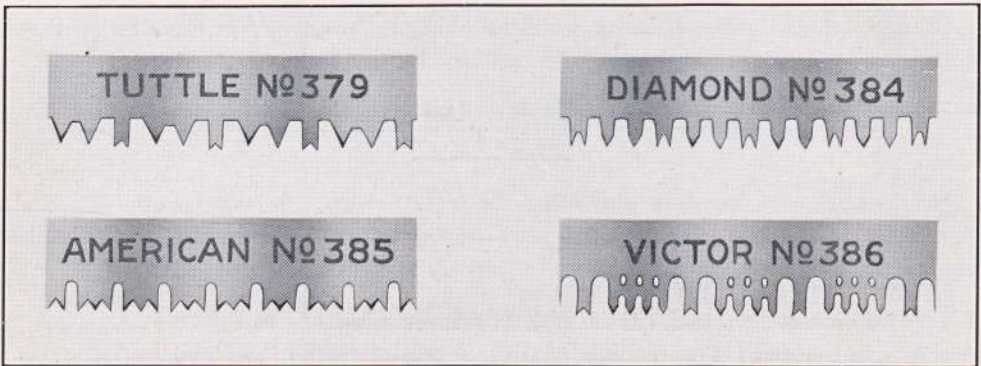
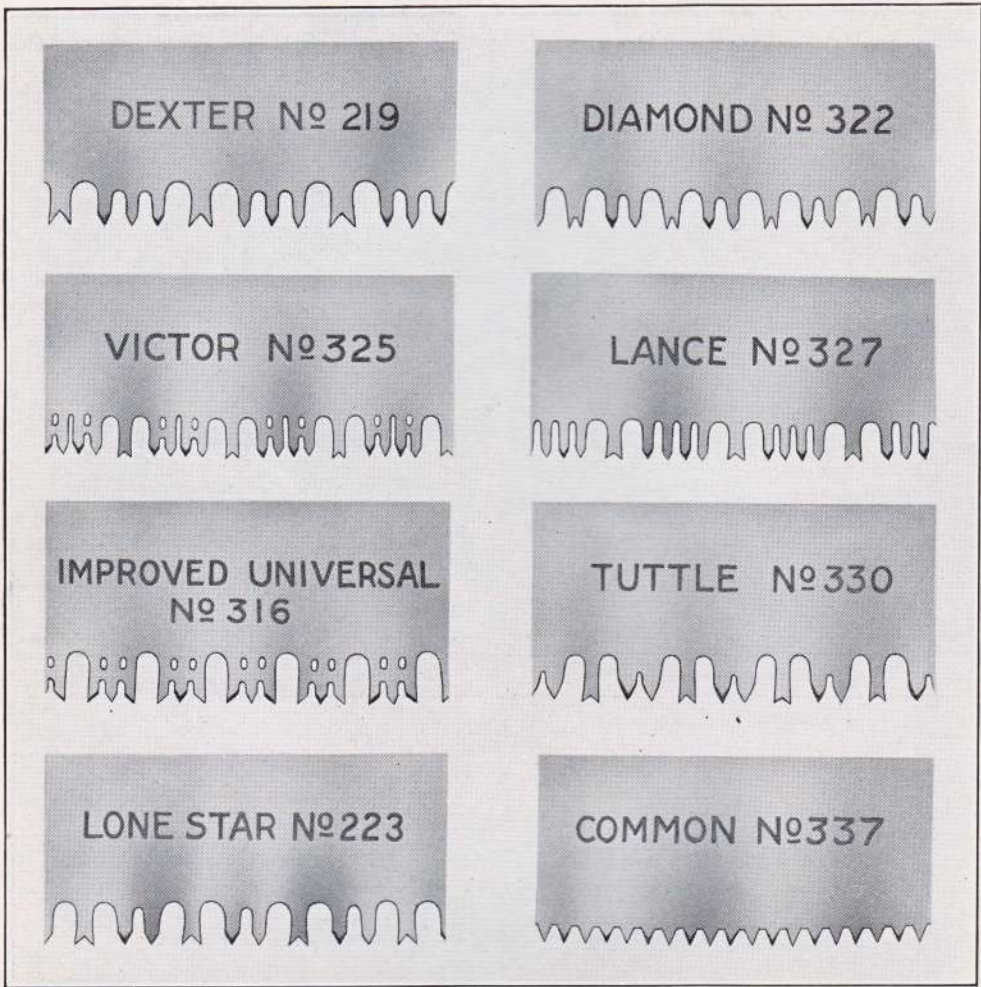
On account of their popularity we are making them only of genuine Silver Steel, which insures saws of the greatest edge, set and tension holding qualities.

Each of these patterns will be fully described upon the following pages.

On the next page, we show a number of our patterns which have become extremely popular for general use. While these saws are employed to some extent in the lumber camps, still they are used much more frequently as general purpose saws.


For this reason, we make them not only in genuine Atkins Silver Steel, when so specified, but also of a very high quality Special Crucible Steel, at corresponding prices.

ATKINS STYLES OF CROSS CUT TEETH



ATKINS REX CROSS CUT SAWS

SILVER STEEL — SEGMENT GROUND



Atkins Rex, No. 1


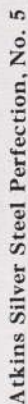
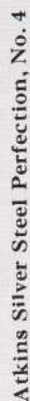
Atkins Silver Steel Rex, No. 540

Atkins Rex Falling, No. 11

These saws are made of Atkins Silver Steel and are segment ground, described fully on page 134. No. 1 is a wide blade and is used for heavy, soft woods, such as cottonwood, yellow poplar, white pine, etc. Ground 14 gauge on toothed edge, 17 gauge full on back at ends, and 20 gauge on the center of the back. The blade is 3 1/4 inches at ends, and ranges from 6 1/4 inches wide at center in the four-foot length to 8 1/4 inches wide in eight-foot length. Six foot blade is 7 inches wide at center. The No. 540 is very popular for cutting oak and other hard woods. It is 14 gauge on toothed edge, 17 gauge full at ends, and 20 gauge on center of back. The Rex No. 11 has a tooth similar to the above, but is made on a narrower plate and is perforated. It is ground 14 gauge on the toothed edge, 15 gauge on the back at ends and 16 gauge at the center of back. Width at ends, 3 1/4 inches. Width at center, 4 1/2 inches. Breasted, 2 1/4 inches. This saw is used for falling soft woods and for general purposes in small timber. Prices as given below do not include handles.

Length.....feet	4	4 1/2	5	5 1/2	6	6 1/2	7	7 1/2	8
Price, Nos. 1, 540 and 11.....each	\$3.10	\$3.60	\$4.10	\$4.80	\$5.60	\$6.40	\$7.30	\$8.30	\$9.30
Weight, Nos. 1 and 540, per saw.....pounds	3.5	4.	4.6	5.89	6.8	7.63	8.04	9.43	10.15
Weight, No. 11 falling, per saw.....pounds	3.25	3.5	3.75	4.48	4.95	5.15	5.9	6.3	7.


SILVER STEEL—SEGMENT' GROUND



Length,.....feet	4	4½	5	5½	6	6½	7	7½	8
Price,.....each	\$3.10	\$3.60	\$4.10	\$4.80	\$5.60	\$6.40	\$7.30	\$8.30	\$9.30
Weight, Nos. 4 and 5, per saw	3.5	4.	4.6	5.89	6.8	7.63	8.04	9.43	10.15
Weight, No. 12, falling, per saw	3.25	3.5	3.75	4.48	4.95	5.15	5.9	6.3	7.

Prices as given above do not include handles.

ATKINS CROSS CUT SAWS SILVER STEEL—SEGMENT GROUND



All saws on this page are made of Atkins Silver Steel. These features are fully described on pages 133 and 134. No. 550 has two cutting teeth, and a raker and is the "Finest on Earth" for cutting oak, and other hardwoods. Segment ground. It is 14 gauge on toothed edge, 17 gauge full at ends and 20 gauge on center of back.

The Dexter is the best known saw in the south and has for many years held its reputation against any other type of saw tooth. It has three cutting teeth and a raker and is an original pattern. Any other cross cut saw of this pattern is an imitation of the Dexter. No. 19, 18 gauge, No. 20, 19 gauge at center of back. Diamond Nos. 21 and 22 are the original Diamond Cross Cut Saws. Two cutting teeth and raker and are recommended for cutting yellow pine, oak and other southern woods. No. 21 is 16 gauge, No. 22, 18 gauge at center of back.

Length.....	feet	4	4½	5	5½	6	6½	7	7½	8
Price, Nos. 19, 20, 21, 22	each	\$3.10	\$3.60	\$4.10	\$4.70	\$5.60	\$6.40	\$7.30	\$8.30	\$9.30
Weight, No. 550.....	pounds	3.5	4.	4.6	5.89	6.8	7.63	8.04	9.43	10.15
Weight, Dexter and Diamond.....	pounds	3.15	3.5	4.64	5.17	6.6	7.82	8.69	10.04	10.96

Prices as given above do not include handles. Diamond five feet long and under are supplied with somewhat smaller tooth unless otherwise specified.

ATKINS CROSS CUT SAWS

SILVER STEEL — SEGMENT GROUND



Atkins Silver Steel Peerless, No. 3



Atkins Silver Steel Hemlock King, No. 6



Atkins Silver Steel, No. 518

ATKINS PEERLESS, HEMLOCK KING AND No. 518

All saws on this page are made of Atkins Silver Steel. Segment ground, and are given the Atkins hard, tough temper without being brittle. Fully described on pages 133 and 134. Peerless No. 3 will be found especially desirable for cutting soft woods, such as cottonwood, yellow poplar, white pine, etc.

Atkins Hemlock King No. 6 is used extensively throughout the northwest in cutting hemlock and other similar woods.

Atkins No. 518 is a well known style of tooth made particularly for white pine, yellow poplar, and woods of this class.

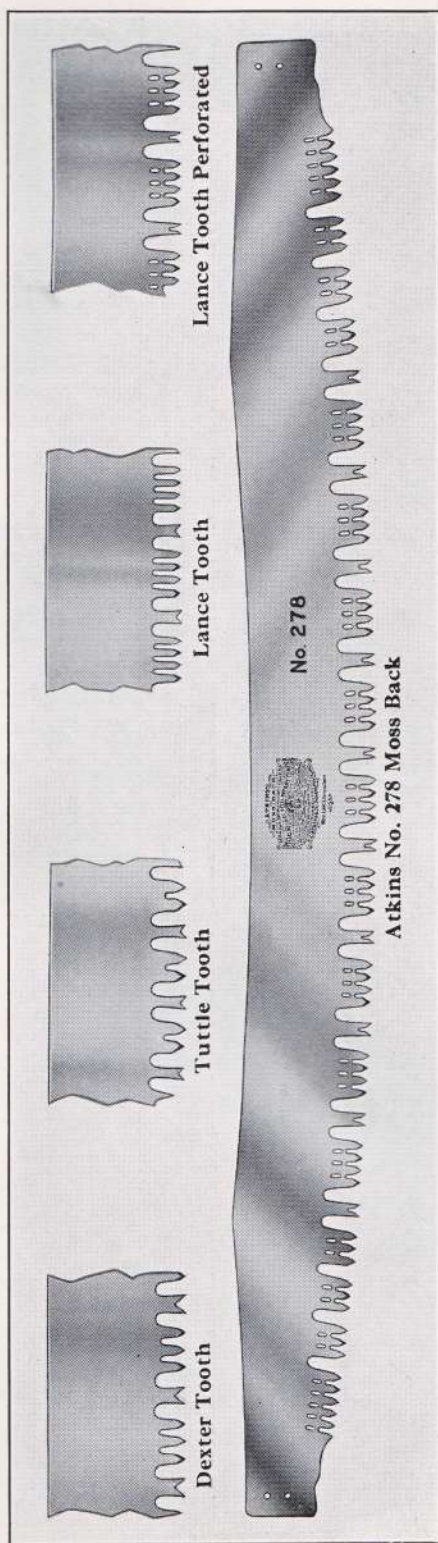
The above saws are all 14 gauge on toothed edge, 17 gauge on the back at ends, and 20 gauge at center of back.

Length.....feet	4	4½	5	5½	6	6½	7	7½	8
Price.....each	\$3.10	\$3.60	\$4.10	\$4.80	\$5.60	\$6.40	\$7.30	\$8.30	\$9.30
Weight, per saw.....pounds	4.	4.2	4.46	5.	5.6	5.85	6.15	6.3	6.5

Prices as given above do not include handles.

ATKINS MOSS BACK CROSS CUT SAWS

14 x 18 GAUGE



We make the Moss Back Blade as shown in the illustration above, in connection with a number of the most popular styles of teeth, in sizes and at lists given below. Made of Atkins Silver Steel, tempered hard and tough, and known as Atkins No. 78 Moss Back.

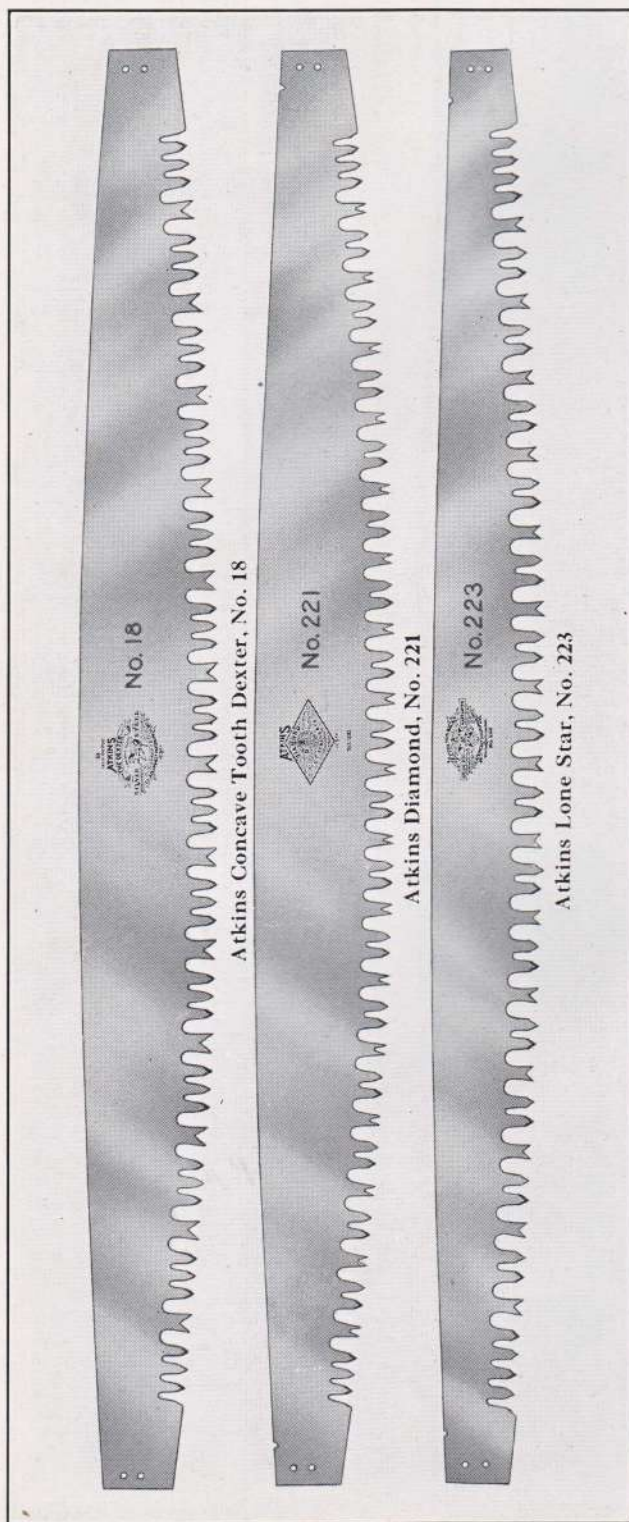
We also supply this blade in Atkins High-Grade Special Steel, which is given a careful temper, to withstand ordinary usage in a satisfactory manner.

In ordering, specify style of tooth, number and length, also whether Silver Steel or Special Steel.

Length.....feet	4	4½	5	5½	6	6½	7	7½	8
No. 78, Lance Tooth, perforated, Silver Steel.....each	\$3.10	\$3.60	\$4.10	\$4.80	\$5.60	\$6.40	\$7.30	\$8.30	\$9.30
No. 278, Lance Tooth, perforated, Special Steel.....each	2.80	3.15	3.50	3.85	4.20	4.55	4.90	5.25	5.60
No. 77, Lance Tooth, not perforated, Silver Steel.....each	3.10	3.60	4.10	4.80	5.60	6.40	7.30	8.30	9.30
No. 277, Lance Tooth, not perforated, Special Steel.....each	2.64	\$2.97	3.30	3.63	3.96	4.29	4.62	4.95	5.28
No. 72, Tuttle Tooth, not perforated, Silver Steel.....each	3.10	3.60	4.10	4.80	5.60	6.40	7.30	8.30	9.30
No. 272, Tuttle Tooth, not perforated, Special Steel.....each	2.64	2.97	3.30	3.63	3.96	4.29	4.62	4.95	5.28
No. 73, Tuttle Tooth, perforated, Silver Steel.....each	3.10	3.60	4.10	4.80	5.60	6.40	7.30	8.30	9.30
No. 273, Tuttle Tooth, perforated, Special Steel.....each	2.80	3.15	3.50	3.85	4.20	4.55	4.90	5.25	5.60
No. 76, Concave Tooth Dexter, Silver Steel.....each	3.10	3.60	4.10	4.80	5.60	6.40	7.30	8.30	9.30
No. 276, Concave Tooth Dexter, Special Steel.....each	3.10	3.60	4.00	4.40	4.80	5.20	5.60	6.00	6.40
Weight, per saw.....pounds	3.5	3.85	4.2	5.25	6.55	7.39	8.15	9.1	9.8

Prices as given above do not include handles.

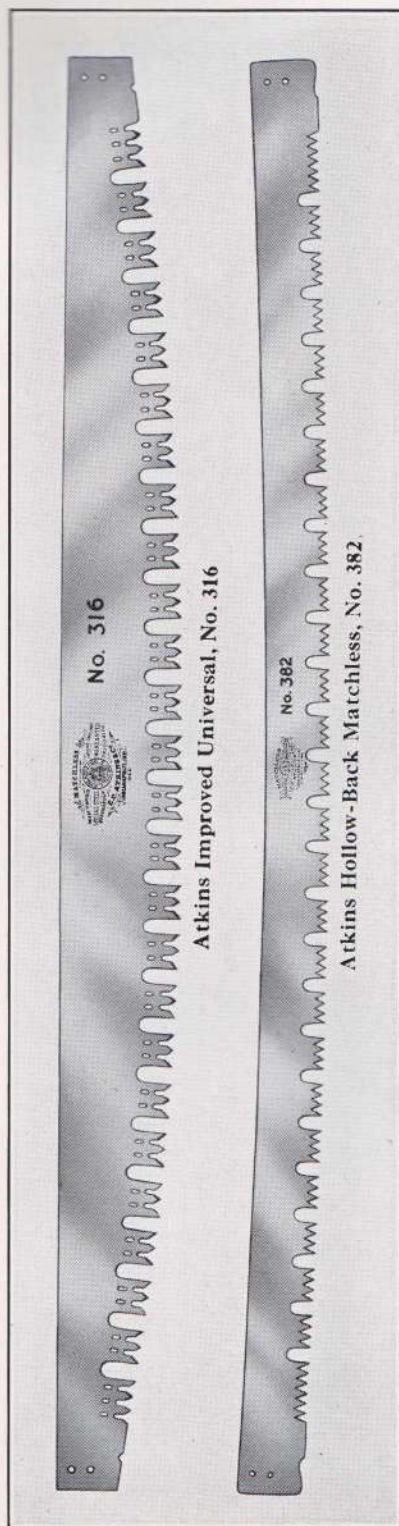
ATKINS CROSS CUT SAWS



Atkins Concave Tooth Dexter Saw is Dixie's favorite. For the woods of the south it has no equal. Stands at the head of the list of easy, fast cutting saws. No. 219 thin back. No. 220 extra thin back. Atkins Lone Star 6-foot blades are 5 1/2 inches wide at center and 7-foot blades are 6 inches wide at center. Furnished in Silver Steel if desired. Prices on application. Lone Star 5 feet and under will be supplied with somewhat smaller tooth unless specified. Prices as given below do not include handles.

Length	feet	4	4 1/2	5	5 1/2	6	6 1/2	7	7 1/2	8
No. 18, Concave Tooth Dexter, Silver Steel, 14 x 16 gauge.	each	\$3.10	\$3.60	\$4.10	\$4.80	\$5.60	\$6.40	\$7.30	\$8.30	\$9.30
No. 18, Concave Tooth Dexter, Silver Steel, 14 x 18 gauge.	each	3.10	3.60	4.10	4.80	5.60	6.40	7.30	8.30	9.30
No. 20, Concave Tooth Dexter, Silver Steel, 14 x 19 gauge.	each	3.10	3.60	4.10	4.80	5.60	6.40	7.30	8.30	9.30
No. 218, Concave Tooth Dexter, Special Steel, 14 x 16 gauge.	each	3.04	3.62	3.80	4.18	4.56	4.94	5.32	5.70	6.08
No. 218, Concave Tooth Dexter, Special Steel, 14 x 18 gauge.	each	3.20	3.60	4.00	4.40	4.80	5.20	5.60	6.00	6.40
No. 220, Concave Tooth Dexter, Special Steel, 14 x 19 gauge.	each	3.20	3.60	4.00	4.40	4.80	5.20	5.60	6.00	6.40
No. 21, Diamond, Silver Steel, 14 x 16 gauge.	each	3.10	3.60	4.10	4.80	5.60	6.40	7.30	8.30	9.30
No. 221, Diamond, Silver Steel, 14 x 18 gauge.	each	3.20	3.60	4.10	4.80	5.60	6.40	7.30	8.30	9.30
No. 221, Diamond, Special Steel, 14 x 16 gauge.	each	2.24	2.52	2.80	3.08	3.36	3.64	3.92	4.20	4.48
No. 222, Diamond, Special Steel, 14 x 18 gauge.	each	2.40	2.70	3.00	3.30	3.60	3.90	4.20	4.50	4.80
No. 223, Lone Star, Diamond Tooth, Special Steel, 14 x 18 gauge.	each	2.40	2.70	3.00	3.30	3.60	3.90	4.20	4.50	4.80
No. 224, same plate as No. 223, Lone Star, but with teeth same as Dexter No. 219.	each	3.20	3.60	4.00	4.40	4.80	5.20	5.60	6.00	6.40
Weights, Dexter and Diamond, per saw	pounds	3.15	3.5	4.64	5.17	6.6	7.82	8.69	10.04	10.96
Weight, Lone Star, per saw	pounds	3.15	3.5	3.77	4.06	5.47	5.86	6.	7.38	8.4

ATKINS CROSS CUT SAWS



ATKINS IMPROVED UNIVERSAL, No. 316

The construction of teeth is so simple that there is no trouble to keep them in order. The points are of the same arrangement as in the improved universal hand saws. They are guaranteed to work satisfactorily in both soft and hardwood. They have a decided advantage over other saws in rough timber where knots can not be avoided.

Length.....	feet	4	4½	5	5½	6	6½	7	7½	8
No. 316, 14 x 18 gauge.....	each	\$3.00	\$3.38	\$3.75	\$4.13	\$4.50	\$4.88	\$5.25	\$5.63	\$6.00
No. 710, 14 x 19 gauge, segment ground.....	each	3.28	3.84	4.45	5.11	5.82	6.48	7.24	8.00	8.76

ATKINS MATCHLESS, No. 317

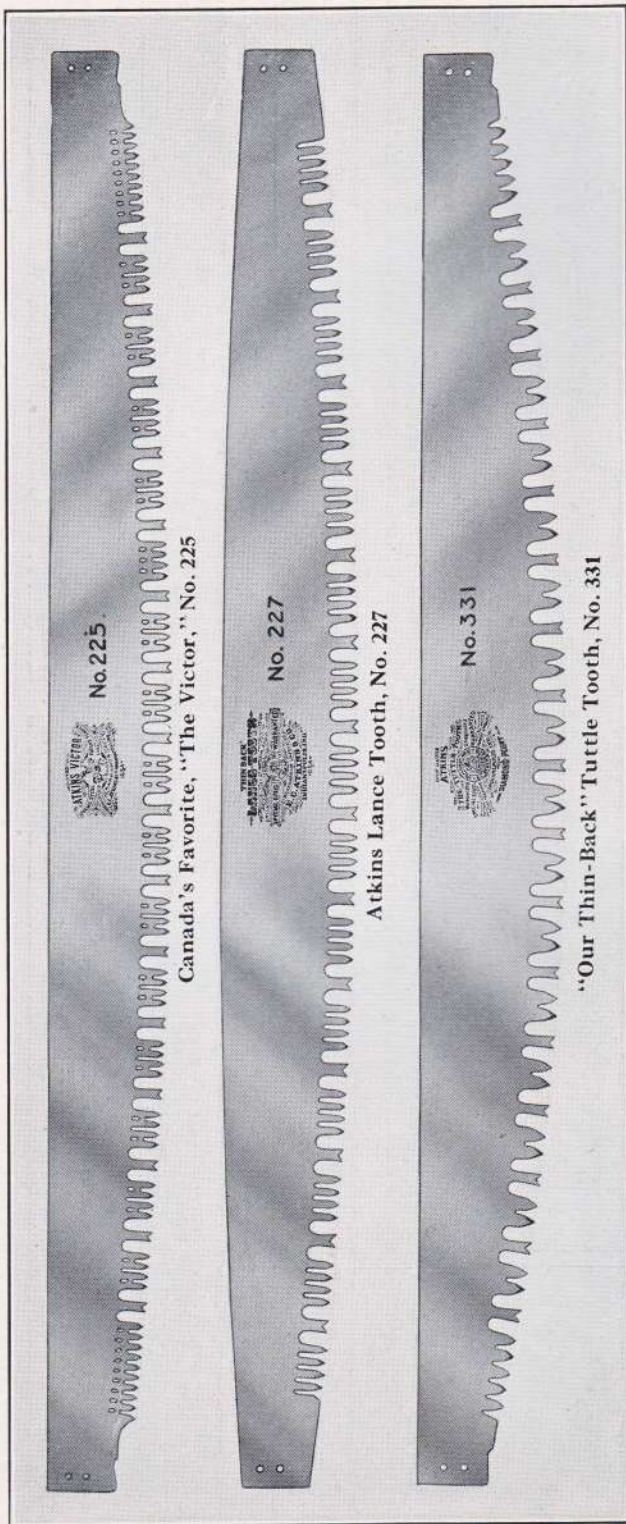
No. 317, 14 x 18 gauge.....	each	\$3.00	\$3.38	\$3.75	\$4.13	\$4.50	\$4.88	\$5.25	\$5.63	\$6.00
No. 709, 14 x 19 gauge, segment ground.....	each	3.28	3.84	4.45	5.11	5.82	6.48	7.24	8.00	8.76
Weight, above saws, per saw.....	pounds	3.56	4.3	4.98	5.97	6.34	7.65	8.42	9.88	10.73

ATKINS HOLLOW BACK, Nos. 382 AND 383

Price.....	each	\$1.64	\$1.85	\$2.05	\$2.26	\$2.46	\$2.67	\$2.87	\$3.08	\$3.28
Weight, per saw.....	pounds	2.57	3.04	3.4	3.74	4. -	4.27	4.8	4.9	5.6

The above lists are for special steel.
No. 382 style of tooth is also made in wide blade, see No. 317 listed above. No. 383 blade is the same as No. 382 with same tooth as No. 316 listed above.
Prices as given above do not include handles.

ATKINS CROSS CUT SAWS




"Our Thin-Back" Tuttle Tooth, No. 331

Atkins Victor, No. 225, is Canada's favorite; patented February 12, 1884. Atkins Lance Tooth, No. 227, is thin back, not perforated. Atkins Nos. 330, 331 and 332 are the original Tuttle Tooth, Diamond Point.

Length.....	feet	4	4 1/2	5	5 1/2	6	6 1/2	7	7 1/2	8
No. 225, Victor, perforated tooth, special steel, 14 x 18 gauge.....	each	\$2.56	\$2.88	\$3.20	\$3.52	\$3.84	\$4.16	\$4.48	\$4.80	\$5.12
No. 227, Lance Tooth, special steel, 14 x 18 gauge.....	each	2.40	2.70	3.00	3.30	3.60	3.90	4.20	4.50	4.80
No. 330, Thin-Back Tuttle Tooth, special steel, 14 x 16 gauge.....	each	1.92	2.16	2.40	2.64	2.88	3.12	3.36	3.60	3.84
No. 331, Thin-Back Tuttle Tooth, special steel, 14 x 18 gauge.....	each	2.08	2.34	2.60	2.86	3.12	3.38	3.64	3.90	4.16
No. 332, Thin-Back Tuttle Tooth, special steel, 14 x 19 gauge.....	each	2.58	2.84	3.10	3.36	3.62	3.88	4.15	4.40	4.66
Weight, No. 225, per saw.....	pounds	3.5	3.91	4.55	5.38	6.64	7.32	7.81	8.4	9.3
Weight, No. 227, per saw.....	pounds	3.15	3.5	4.64	5.17	6.6	7.82	8.49	10.04	10.96
Weight, Nos. 330, 331 and 332, per saw.....	pounds	3.56	4.3	4.98	5.97	6.34	7.65	8.42	9.88	10.73

We will furnish any of the saws listed above in Silver Steel if desired. Regular gauge is 14 x 16. Thin-back is 14 x 18 gauge. Prices as given above do not include handles. Tuttle Tooth 5 feet long and under are made with a smaller tooth than shown above unless otherwise specified.

ATKINS CROSS CUT SAWS



ATKINS AMERICAN TOOTH, No. 333

Length.....feet	4	4½	5	5½	6	6½	7	7½	8
No. 333 special steel, 14 x 16 gauge.....each	\$2.24	\$2.52	\$2.80	\$3.08	\$3.36	\$3.64	\$3.92	\$4.20	\$4.48
No. 334 special steel, 14 x 18 gauge.....each	2.40	2.70	3.00	3.30	3.60	3.90	4.20	4.50	4.80
Weight, per saw.....pounds	3.56	4.3	4.98	5.97	6.34	7.65	8.42	9.88	10.73

ATKINS COMMON TOOTH, No. 337

Length.....feet	4	4½	5	5½	6	6½	7	7½	8
No. 337 special steel, 14 x 16 gauge.....each	\$1.92	\$2.16	\$2.40	\$2.64	\$2.88	\$3.12	\$3.36	\$3.60	\$3.84
No. 338 special steel, 14 x 18 gauge.....each	2.08	2.34	2.60	2.86	3.12	3.38	3.64	3.90	4.16
Weight, per saw.....pounds	3.56	4.3	4.98	5.97	6.34	7.65	8.42	9.88	10.73
Distance from point to point.....inches	5/8	5/8	5/8	3/4	3/4	1	1	1¼	1¼

ATKINS HICKORY, No. 335 Same as No. 337, except fine teeth.

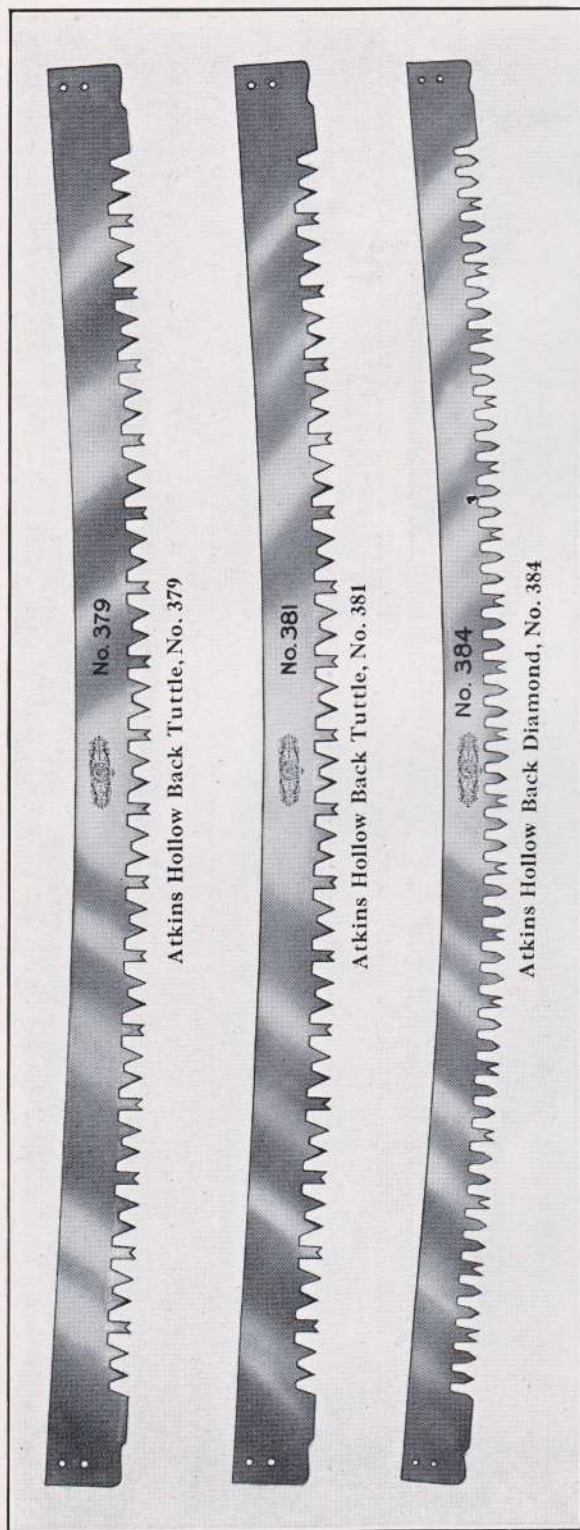
Length.....feet	4	4½	5	5½	6	6½	7	7½	8
No. 335 special steel, 14 x 16 gauge.....each	\$1.92	\$2.16	\$2.40	\$2.64	\$2.88	\$3.12	\$3.36	\$3.60	\$3.84
Weight, per saw.....pounds	3.56	4.3	4.98	5.97	6.34	7.65	8.42	9.88	10.73

ATKINS FEATHER EDGE, THIN-BACK, No. 336 Same as Hickory excepting 14 x 18 gauge.

Length.....feet	4	4½	5	5½	6	6½	7	7½	8
No. 336 special steel, 14 x 18 gauge.....each	\$2.08	\$2.34	\$2.60	\$2.86	\$3.12	\$3.38	\$3.64	\$3.90	\$4.16
Weight, per saw.....pounds	3.56	4.3	4.98	5.97	6.34	7.65	8.42	9.88	10.73

We will furnish any of the saws listed above in Silver Steel if desired. Regular gauge is 14 x 16. Thin-back is 14 x 18 gauge. Above prices do not include handles.

ATKINS HOLLOW BACK SAWS



Atkins Hollow Back Tuttle, No. 379, is $3\frac{1}{4}$ inches wide at ends and center in all lengths. No. 380 is $3\frac{3}{4}$ inches wide, 13 or 14 gauge, No. 381 is $3\frac{3}{4}$ inches wide, 14 x 16 or 13 x 15. Depth of raker gullet, 1 inch. Width of raker gullet, $\frac{7}{8}$ inch. Depth of tooth gullet, widest place, $\frac{1}{8}$ inch.

Atkins Hollow Back Diamond, No. 384, is $3\frac{1}{4}$ inches wide at ends and center in all lengths. Depth of raker gullet, $1\frac{1}{4}$ inches. Width of raker gullet, widest place, $\frac{7}{8}$ inch. Depth of tooth gullet, $1\frac{1}{8}$ inches.

All of the above saws are made in Atkins High-Grade Special Steel, carefully tempered for satisfactory service and nicely finished throughout.

Length.....	feet	4	4 $\frac{1}{2}$	5	5 $\frac{1}{2}$	6	6 $\frac{1}{2}$	7	7 $\frac{1}{2}$	8
No. 379, Tuttle Tooth, $3\frac{1}{4}$ inches wide.....	each	\$1.04	\$1.17	\$1.30	\$1.43	\$1.56	\$1.69	\$1.82	\$1.95	\$2.08
No. 380, Tuttle Tooth, $3\frac{3}{4}$ inches wide, 13 or 14 gauge.....	each	1.20	1.35	1.50	1.65	1.80	1.95	2.10	2.25	2.40
No. 381, Tuttle Tooth, $3\frac{3}{4}$ inches wide, 14 x 16 or 13 x 15 gauge.....	each	1.46	1.63	1.80	1.97	2.14	2.31	2.48	2.65	2.82
No. 384, Diamond Tooth, $3\frac{1}{4}$ inches wide.....	each	1.20	1.35	1.50	1.65	1.80	1.95	2.10	2.25	2.40
Weight, Nos. 379 and 384, per saw.....	pounds	2.57	3.04	3.4	3.74	4.	4.27	4.8	4.9	5.6
Weight, Nos. 380 and 381, per saw.....	pounds	3.85	4.07	4.73	5.5	5.61	5.9	6.21	7.	8.

Prices as given above do not include handles.

ATKINS HOLLOW BACK SAWS



No. 385

Atkins Hollow Back American Tooth, No. 385



No. 386

Atkins Hollow Back Victor, No. 386



No. 388

Atkins Hollow Back Victor, No. 388

Atkins Hollow Back American, No. 385, is made in one width only, $3\frac{1}{4}$ inches at both ends and centers in all lengths. The depth of raker gullet is $1\frac{1}{8}$ inches, width of raker gullet, widest place $\frac{1}{2}$ inch, depth of tooth gullet $\frac{5}{8}$ inch, width of tooth gullet, widest place $\frac{5}{8}$ inch.

Atkins Hollow Back Victor is the well known Lance Tooth Pattern. It is $3\frac{1}{4}$ inches wide at ends and centers in all lengths. Depth of raker gullet, $1\frac{1}{8}$ inch. Width of raker gullet, widest place, $\frac{1}{2}$ inch. Depth of tooth gullet at widest point, $\frac{5}{8}$ inch.

No. 387 is $3\frac{3}{4}$ inches wide, 14 gauge. No. 388 is $3\frac{3}{4}$ inches wide, 14 x 16 gauge. The two latter saws have raker gullet with depth of $1\frac{1}{8}$ inches, width of raker gullet widest place, $\frac{1}{2}$ inch. Depth of tooth gullet, $1\frac{1}{8}$ inches. Width of tooth gullet, widest place, $\frac{3}{4}$ inch.

All the above saws are made of Atkins High-Grade Special Steel and fully warranted.

Length	feet	4	4 $\frac{1}{2}$	5	5 $\frac{1}{2}$	6	6 $\frac{1}{2}$	7	7 $\frac{1}{2}$	8
No. 385, American Tooth, $3\frac{1}{4}$ inches wide	each	\$1.20	\$1.35	\$1.50	\$1.65	\$1.80	\$1.95	\$2.10	\$2.25	\$2.40
No. 386, Victor, Lance Tooth Pattern, $3\frac{1}{4}$ inches wide	each	1.28	1.44	1.60	1.76	1.92	2.08	2.24	2.40	2.56
No. 387, Victor, Lance Tooth Pattern, $3\frac{3}{4}$ inches wide, 14 gauge	each	1.44	1.62	1.80	1.98	2.16	2.34	2.52	2.70	2.88
No. 388, Victor, Lance Tooth Pattern, $3\frac{3}{4}$ inches wide, 14 x 16 gauge	each	1.60	1.80	2.00	2.20	2.40	2.60	2.80	3.00	3.20
Weight, Nos. 385 and 386, per saw	pounds	2.57	3.04	3.4	3.74	4.	4.27	4.8	4.9	5.6
Weight, Nos. 387 and 388, per saw	pounds	3.85	4.07	4.73	5.5	5.61	5.9	6.21	7.	8.

Prices as given above do not include handles.



ATKINS ONE-MAN CROSS CUT SAWS

ATKINS CEDAR KING, No. 389

The blade is of Atkins High-Grade Special Steel. The toothed edge is of even thickness, but the blade gradually tapers towards the point on the back. The teeth are same pattern as the Rex Cross Cut Saw. The raker teeth are swaged. Skew back. An easy grip handle, finely carved, varnished edges, fastened to the blade by two brass screws and a medallion.

ATKINS MATCHLESS, No. 399

This is a special patented tooth, see illustration on page 149.

It is particularly recommended for heavy cutting, such as fence posts, rafters, rails, studding, etc. It operates equally well in cross cutting, ripping or mitreing and is unexcelled as a framing saw.

ATKINS ONE-MAN, No. 654

This saw, as illustrated, is the same pattern plate as Cedar King, taper ground. The blade has four cutting teeth and raker, perforated same as No. 741; handle is same as No. 741; it is 17 gauge on tooth edge and 19 gauge on the back at the point; the center is 20 gauge and at the butt near handle, 19 gauge.

ATKINS TAMARACK, No. 741

Extra heavy gauge. Taper ground. Lance tooth perforated. Perfection shape rakers. Extra large hand hold, for use with heavy gloves. Silver Steel. Two brass screws and medallion.

ATKINS ONE-MAN, No. 748


A very popular, medium priced saw. The teeth are similar in pattern to the Lance Tooth Victor Cross Cut Saw on page 151, but are smaller and not perforated. Blade of Atkins High-Grade Special Steel. Fully equal to any other maker's best quality. It is Taper Ground for clearance, being 15 gauge along the entire toothed edge, 18 gauge on back at butt, and 17 gauge on the point. The handle is extra large for use with gloves, if desired. Made of finely finished hardwood, varnished edges, and fastened to the blade by two brass screws and a medallion. No. 749 is the same except the teeth are perforated; see page 149.

Length.....feet	2½	3	3½	4	4½	5	5½	6
Price, Nos. 389, Cedar King, 748 & 749 each	\$1.75	\$2.10	\$2.45	\$2.80	\$3.15	\$3.50	\$3.85	\$4.20
Price, No. 654.....each	2.50	3.00	3.50	4.00	4.50	5.00	5.50	6.00
Price, No. 399, Matchless.....each	2.00	2.40	2.80	3.20	3.60	4.00	4.40	4.80
Price, No. 741.....each	2.50	3.00	3.50	4.00	4.50	5.00	5.50	6.00
Wt., Nos. 389, 399, 748 and 749, each.....lbs.	1.45	1.99	2.53	3.85	4.55	5.25	6.1	7.4
Wt., Nos. 741 and 654, each.....lbs.	3½	4	4½	5½	6¼	7	8	8¾

ATKINS ONE-MAN CROSS CUT SAWS



Cedar King, No. 389



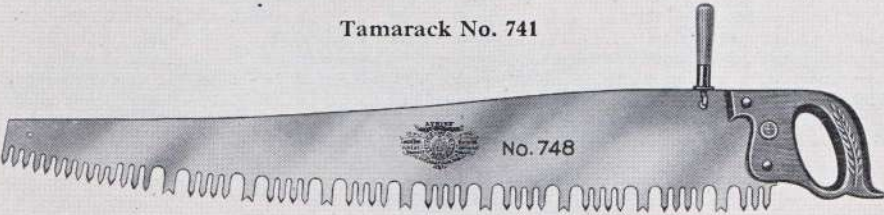
One Man Matchless, No. 399



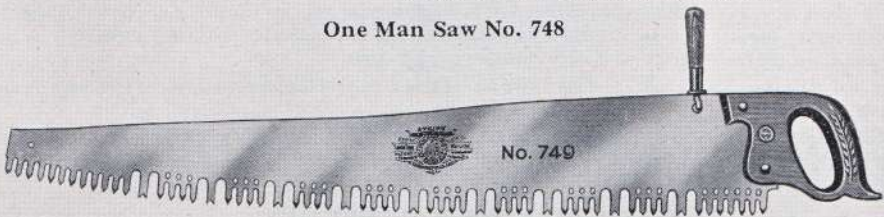
Chippawa No. 654



Tamarack No. 741



One Man Saw No. 748



One Man Saw No. 749



ATKINS ONE-MAN CROSS CUT SAWS

We devote quite as much care and attention to the manufacture of the very finest One-Man Saws as to the heavier types of Two-Man Cross Cut Saws shown on previous pages.

The saws illustrated on page 151 are all made of a very fine quality of Special Crucible Steel. This steel is given an exceedingly hard, tough temper in which process we use specially constructed furnaces heated by gas. This insures great uniformity throughout the entire blade and precludes hard and soft spots.

All blades are carefully ground which produces uniform thickness so that Atkins One-Man Saws will of necessity run free and easy.

The handles are made of carefully selected air-dried beech and are finely smoothed and finished. Varnished on the edges only. Atkins Easy Grip Pattern. Fastened to the blade by two brass screws and a brass screw medallion. These handles will not become loose.

ATKINS No. 390

A general description of this saw is given below. It is made in lengths from $2\frac{1}{2}$ to 6 feet and has the same pattern tooth as found in the regular patterns of Tuttle Tooth, Nos. 330 and 379, but of somewhat smaller size.

ATKINS No. 391

Details in regard to the construction of this saw will be found at the bottom of this page. It is made in lengths from $2\frac{1}{2}$ to 6 feet and the teeth are similar to the regular Diamond No. 221, though smaller.

ATKINS No. 392

We have fully described the general construction of this saw at the bottom of this page. It is made in lengths from $2\frac{1}{2}$ to 6 feet and in both straight and skew back patterns. The straight back is No. 392 and skew back No. 394. Teeth are same as in the regular Victor No. 225, but smaller.

ATKINS No. 393

This is one of our most popular patterns of One-Man Saws and the details in regard to its general construction will be found below. It is made in lengths from $2\frac{1}{2}$ to 6 feet and the teeth are the same as used in the regular American No. 333 but smaller.

ATKINS No. 395

This saw is exactly similar to No. 393, excepting that it is made with a skew, instead of a straight back.

No.	Length, feet	$2\frac{1}{2}$	3	$3\frac{1}{2}$	4	$4\frac{1}{2}$	5	$5\frac{1}{2}$	6
390, Tuttle Tooth, special steel.....each		\$1.40	\$1.68	\$1.96	\$2.24	\$2.52	\$2.80	\$3.08	\$3.36
391, Diamond Tooth, special steel.....each		1.50	1.80	2.10	2.40	2.70	3.00	3.30	3.60
392, Victor Tooth, special steel.....each		1.60	1.92	2.24	2.56	2.88	3.20	3.52	3.84
394, Victor Tooth, special steel, skew back.....each		1.70	2.04	2.38	2.72	3.06	3.40	3.74	4.08
393, American Tooth, special steel.....each		1.50	1.80	2.10	2.40	2.70	3.00	3.30	3.60
395, American Tooth, special steel, skew back, each		1.60	1.92	2.24	2.56	2.88	3.20	3.52	3.84
Weight, per saw.....pounds		2.42	2.87	3.51	4.33	5.13	5.95	7.

ATKINS SILVER STEEL ONE-MAN SAWS

For those desiring an unusually high-grade One-Man Saw, we can furnish any pattern shown above in Atkins Silver Steel. The use of this high-grade material in connection with the scientific construction throughout insures One-Man Saws vastly superior to any other.

In order to introduce them, so that their advantages may be appreciated, we are selling them at an extremely low list.

We particularly recommend anyone desiring a strictly high-grade One-Man Saw which will receive an unusually keen, sharp cutting edge and hold it for the longest time to purchase the Silver Steel quality.

SILVER STEEL, LIST PRICE

Length.....feet	3	$3\frac{1}{2}$	4	$4\frac{1}{2}$	5	$5\frac{1}{2}$	6
Any pattern or style of tooth.....each	\$3.00	\$3.50	\$4.00	\$4.50	\$5.00	\$5.50	\$6.00

ATKINS ONE-MAN CROSS CUT SAWS




Tuttle Tooth, No. 390



Diamond Tooth, No. 391



Victor Tooth, No. 392



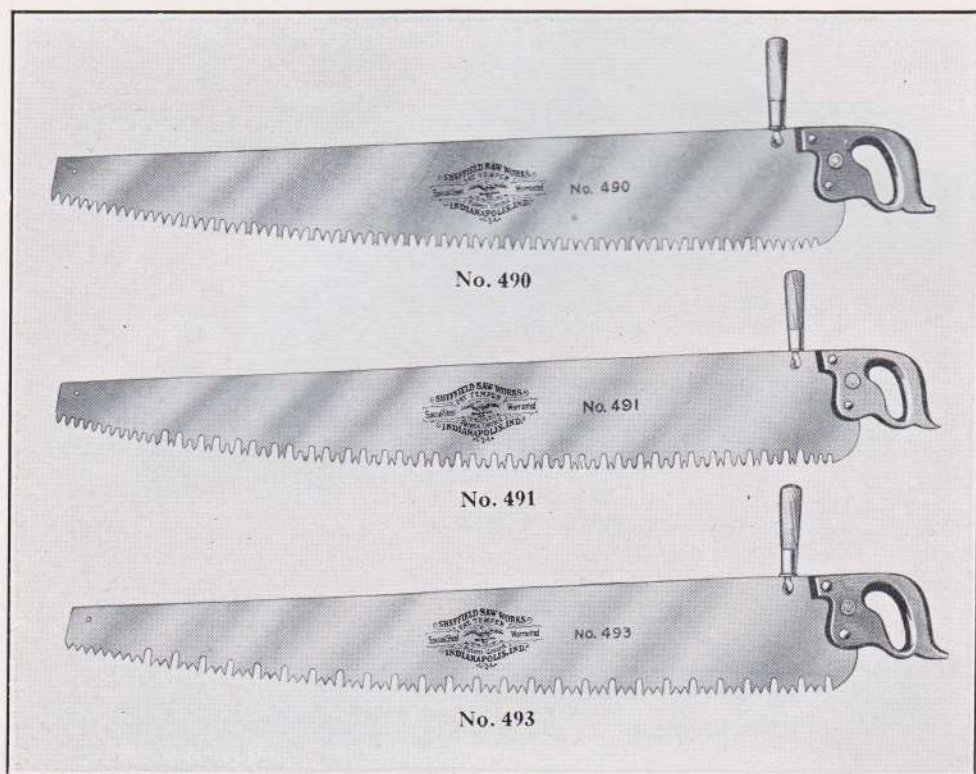
The American Tooth, No. 393



American Tooth Skew Back, No. 395

ONE-MAN CROSS CUT SAWS

SHEFFIELD SAW WORKS



On previous pages we have shown a splendid assortment of One-Man Saws in Atkins Silver Steel and Atkins High-Grade Special Steel. We illustrate above several of the most popular styles of teeth in our Sheffield quality.

Sheffield brand One-Man Saws are made of a fine grade of crucible steel, carefully tempered and nicely finished. They will give satisfaction in ordinary usage.

The handles are Easy Grip Pattern, finely finished and made of carefully selected beech. Varnished edges. Fastened to the blade by two brass screws and a brass screw medallion.

No. 490

Made in lengths from 3 to 6 feet. Regular pattern tuttle tooth.

No. 491




Made in lengths from 3 to 6 feet. Same pattern as No. 391.

No. 493

Made in lengths from 3 to 6 feet. Tooth similar to No. 393.

Length.....	feet	3	3½	4	4½	5	5½	6
No. 490, Tuttle Tooth.....	each	\$1.62	\$1.89	\$2.16	\$2.43	\$2.70	\$2.97	\$3.24
No. 491, Diamond Tooth.....	each	1.68	1.96	2.24	2.52	2.80	3.08	3.36
No. 493, American Tooth.....	each	1.68	1.96	2.24	2.52	2.80	3.08	3.36
Weight, per saw.....	pounds	2.42	2.87	3.51	4.33	5.13	5.95	7.

ATKINS PACIFIC COAST STYLES OF CROSS CUT TEETH


NO.251**EUREKA NO 68****REDWOOD FALLING NO67****NO.252****REDWOOD KING NO64****PERFECTION NO55****TUTTLE TOOTH NO263****VICTOR NO 360**

The character and large size of timber found in certain sections of the Pacific Coast have given rise to the use of several individual styles and shapes of teeth.

On the following pages we illustrate and fully describe all the various saws in use on the coast.

As it is difficult, however, in so small an illustration to give the exact construction of the teeth and rakers, we show above a few patterns in most general use.

ATKINS PACIFIC COAST PATTERN CROSS CUT SAWS



ATKINS No. 51

This is a full width, heavy blade, toothed to the end. The teeth and rakers are extra long, with wide roomy gullets, for clearing the kerf of sawdust. They are particularly recommended for use in cutting fir, western pine and similar woods.

ATKINS No. 52

This saw has similar teeth to No. 51, but blade is considerably narrower and is recommended for falling purposes, in woods similar to those for which the No. 51 is best adapted.

Both these saws are made of Atkins Silver Steel, which insures a maximum toughness and longest wear. They are also Segment Ground.


Both the above saws are also made in Atkins High-Grade Special Steel at the following list prices. In special steel, the No. 51 is known as No. 251, and the No. 52 as No. 252.

Length.....	feet	6	6½	7	7½	8	8½	9	9½	10	11	12
No. 251, Special Steel, 13 x 17 gauge.....	each	\$5.00	\$5.65	\$6.30	\$6.95	\$7.60	\$8.30	\$9.85	\$11.95	\$12.60	\$15.95	\$20.00
No. 252, Special Steel, 13 x 17 gauge.....	each	5.00	5.65	6.30	6.95	7.60	9.30	9.85	11.95	12.60	15.95	20.00
No. 51, Silver Steel, 13 x 17 gauge.....	each	7.20	7.80	8.40	9.00	9.60	12.00	13.10	14.25	15.50	18.50	22.00
No. 52, Silver Steel, 13 x 17 gauge.....	each	7.20	7.80	8.40	9.00	9.60	12.00	13.10	14.25	15.50	18.50	22.00
Weight, per saw.....	pounds	9.	9.83	11.	11.90	12.7	13.3	13.9	14.5	15.1	16.3	17.5
Weight, per saw.....	pounds	7.	7.78	8.4	8.99	9.69	10.68	10.93	11.66	12.25	12.8	13.2

Prices as given above do not include handles.

ATKINS PACIFIC COAST PATTERN CROSS CUT SAWS

SILVER STEEL



ATKINS REDWOOD KING, No. 64

Atkins Redwood King, No. 64, as its name implies, is used almost exclusively in cutting redwood and woods of similar character. This saw is adapted especially for bucking and is a wide, heavy blade. It is $4\frac{9}{16}$ inches wide at end, 7 inches wide at center, with $1\frac{1}{4}$ -inch bow on back. Made in lengths from 6 to 20 feet, and in several different thicknesses as listed below.

Length.....	feet	6	6½	7	7½	8	8½	9	9½	10	11	12	14	16	18	20
No. 64, Standard, 13 gauge.....	each	\$7.20	\$7.80	\$8.40	\$9.00	\$9.60	\$10.20	\$10.80	\$11.40	\$12.00	\$12.60	\$13.20	\$13.80	\$14.40	\$15.00	\$15.60
No. 64, 11 gauge.....	each	7.44	8.06	8.68	9.30	9.92	10.54	11.16	11.78	12.40	13.02	13.64	14.26	14.88	15.50	16.12
No. 64, 10 gauge.....	each	7.68	8.30	8.92	9.54	10.16	10.78	11.40	12.02	12.64	13.26	13.88	14.50	15.12	15.74	16.36
No. 64, 9 gauge.....	each	7.92	8.54	9.16	9.78	10.40	11.02	11.64	12.26	12.88	13.50	14.12	14.74	15.36	15.98	16.60
Weight, No. 64, Standard, 13 gauge, per saw.....	pounds	7.9	8.4	8.9	9.4	9.9	10.4	10.9	11.4	11.9	12.4	12.9	13.9	14.9	15.9	16.9
Weight, No. 64, 11 gauge, per saw.....	pounds	8.4	9.2	11.57	12.91	13.58	14.25	14.92	15.59	16.26	16.93	17.6	18.94	21.62	24.3	26.98
Weight, No. 64, 10 gauge, per saw.....	pounds	11.8	12.2	12.6	14.	14.42	14.84	15.26	15.68	16.1	16.94	17.78	19.46	21.14	22.82	24.5
Weight, No. 64, 9 gauge, per saw.....	pounds	10.93	12.42	13.91	15.4	16.57	17.74	18.91	20.08	21.25	23.59	25.93	27.27	29.61	31.95	34.29

ATKINS REDWOOD FALLING, No. 67

This is the companion saw to Redwood King, No. 64, but is designed particularly for falling purposes. Both the above saws are made of Atkins Silver Steel, and will therefore give the best results under heavy service.

Length.....	feet	6	6½	7	7½	8	8½	9	9½	10	11	12	14	16	18	20
No. 67, Standard, 12 gauge.....	each	\$7.20	\$7.80	\$8.40	\$9.00	\$9.60	\$10.20	\$10.80	\$11.40	\$12.00	\$12.60	\$13.20	\$13.80	\$14.40	\$15.00	\$15.60
Weight, per saw.....	pounds	7.	7.78	8.4	8.99	9.69	10.68	10.93	11.66	12.45	12.8	13.2				

Prices as given above do not include handles.

ATKINS PACIFIC COAST PATTERN CROSS CUT SAWS

SILVER STEEL



ATKINS EUREKA, No. 68

This saw was first designed for California trade, for use in cutting western redwood, pine, fir and other woods, but its reputation has spread until it is now in general use throughout all sections of the western coast. An extra wide, heavy blade, toothed to the end, and used for bucking.

ATKINS EUREKA FALLING, No. 69

Exactly similar to No. 68, excepting that it is a narrower blade and is used for falling and cutting smaller timber.

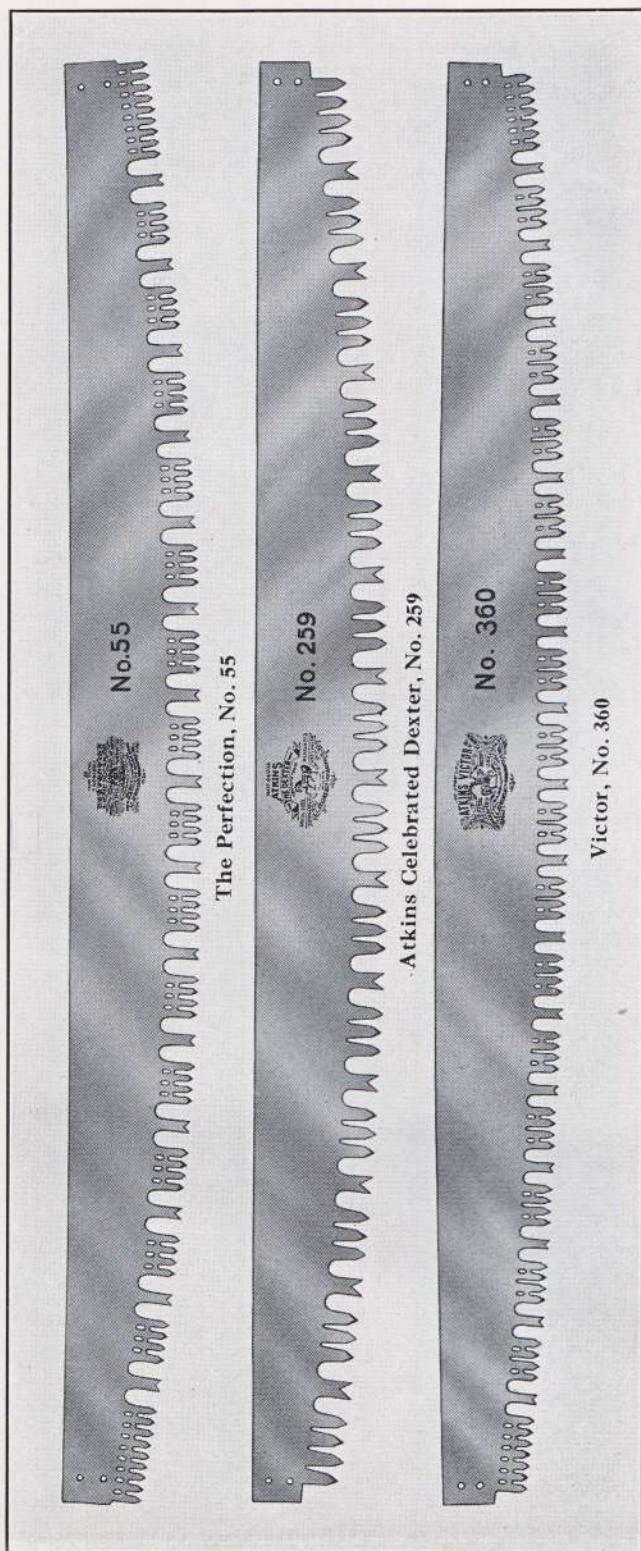
Both of the above saws are made of Atkins Silver Steel, and tempered in our gas furnaces to a very high degree of toughness and hardness. They will require very little re-fitting. They are also Segment Ground and will cut very fast and easy, needing but little set.

ATKINS EUREKA, No. 68 AND EUREKA FALLING, No. 69

Length.....feet	6	6½	7	7½	8	8½	9	9½	10	11	12	14	16	18	20
No. 68, Eureka, 13 x 17 gauge.....each	\$7.20	\$7.80	\$8.40	\$9.00	\$9.60	\$12.00	\$13.10	\$14.25	\$15.50	\$18.50	\$22.00	\$26.00	\$30.00	\$34.00	\$40.00
No. 69, Eureka Falling, 13 x 17 gauge.....each	7.20	7.80	8.40	9.00	9.60	12.00	13.10	14.25	15.50	18.50	22.00	26.00	30.00	34.00	40.00
Weight, No. 68, Eureka, per saw.....pounds	9.	9.83	11.	11.9	12.7	13.3	13.9	14.5	15.1	16.3	17.5	19.9	22.3	24.7	27.1
Weight, No. 69, Eureka Falling, per saw.....pounds	7.	7.78	8.4	8.99	9.69	10.63	10.93	11.66	12.25	12.8	13.2	14.8	16.4	18.	19.6

Prices as given above do not include handles.

ATKINS PACIFIC COAST PATTERN CROSS CUT SAWS



ATKINS PERFECTION, No. 55—Now being used extensively throughout the western coast. Full width blade. Four cutting teeth and raker. Toothed to the end.


ATKINS DEXTER, No. 259—This saw was first introduced in the east, but has become a great favorite in certain sections of the Pacific Coast. This is the special Pacific Coast Pattern. It is made under a patent, which consists of a depression on the face of the cutting teeth, through the center from point to base, thus removing all friction while in use, giving strength and stiffness to the teeth and increasing three-fold the durability of the set. No. 605 same as above, excepting it is 13 x 17 gauge.

ATKINS VICTOR, No. 360—A popular Canadian pattern that has found its way into all sections of the Pacific Coast. Sometimes called the Lance Tooth Perforated Pattern. 14 x 18 gauge. No. 703 is similar excepting that it is 13 x 17 gauge. Perfection No. 55 is made of Silver Steel, Segment Ground. Nos. 259, 605, 360 and 703 are of Atkins High-Grade Special Steel but can be furnished in Silver Steel when desired at Silver Steel price. Prices as given below do not include handles.

Length	feet	4	4 1/2	5	5 1/2	6	6 1/2	7	7 1/2	8
No. 55, Perfection, Silver Steel only, 14 x 18 gauge.....	each	\$3.10	\$3.60	\$4.10	\$4.80	\$5.60	\$6.40	\$7.30	\$8.30	\$9.30
No. 259, Dexter, Special Steel, 14 x 18 gauge.....	each	3.20	3.60	4.00	4.40	5.20	6.00	6.80	7.80	8.80
No. 605, Dexter, Special Steel, 13 x 17 gauge.....	each	3.20	3.60	4.00	4.45	5.00	5.65	6.30	7.05	7.80
No. 360, Victor, Special Steel, Lance Tooth perforated, thin back, 14 x 18 gauge.....	each	2.56	2.88	3.20	3.52	3.84	4.16	4.48	4.80	5.12
No. 703, Victor, Special Steel, Lance Tooth perforated, thin back, 13 x 17 gauge.....	each	2.88	3.24	3.60	3.96	4.32	4.68	5.04	5.40	5.76
Weight, per saw.....	pounds	5.	6.1	6.6	7.1	7.7	8.26	8.96	10.16	11.17

ATKINS PACIFIC COAST PATTERN CROSS CUT SAWS

SILVER STEEL



INLAND EMPIRE, No. 544

Timbermen throughout the West are delighted with the INLAND EMPIRE, No. 544. Blades are 14 gauge on the tooth edge, 17 gauge on the ends at back and 20 gauge at center of back.


ACME, No. 545

The Acme is 13 gauge on the tooth edge, 18 gauge in the center of the back and gradually tapers from the thickest to the thinnest point. This saw, as well as the Inland Empire, No. 544, is made with extra long cutting teeth and large roomy gullets for taking out the sawdust. The genuine is plainly marked "E. C. ATKINS & CO." and "SILVER STEEL" on the blade.

Length.....feet	6	6½	7	7½	8	8½	9	9½	10	11	12
No. 544, Silver Steel, 14 x 20 gauge.....each	\$5.60	\$6.40	\$7.30	\$8.30	\$9.30
No. 545, Silver Steel, 13 x 18 gauge.....each	7.20	7.80	8.40	9.00	9.60	\$12.00	\$13.10	\$14.25	\$15.50	\$18.50	\$22.00
Weight, No. 544, per saw, approximate.....pounds	9.	9.83	11.	11.9	12.7
Weight, No. 545, per saw, approximate.....pounds	7.	7.78	8.4	8.99	9.69	10.68	10.93	11.66	12.25	12.8	13.2

Prices as given above do not include handles.

ATKINS PACIFIC COAST PATTERN CROSS CUT SAWS



ATKINS LANCE TOOTH, No. 361—Similar to the Lance Tooth described on page 157, excepting that it is made without perforations. 14 x 18 gauge. No. 704 is similar excepting that it is 13 x 17 gauge.

ATKINS DIAMOND, No. 362—This is the old popular Diamond Tooth Cross Cut Saw. Now in general use. Pacific Coast Pattern. Is toothed to the end. 14 x 18 gauge. No. 704 is similar excepting that it is 13 x 17 gauge.

ATKINS TUTTLE TOOTH, No. 363—This is the old original Tuttle Tooth. The best saw in the world for the money. Diamond point. Toothed to the end for Pacific Coast use. 14 x 18 gauge. No. 708 same as above, excepting 13 x 17 gauge. No. 707 is 13 x 15 gauge. All the above saws are made of Atkins High-Grade Special Steel highly tempered, carefully ground, finely finished, but can be furnished in Silver Steel price. Prices as given below do not include handles.

Length.....	feet	4	4 1/2	5	5 1/2	6	6 1/2	7	7 1/2	8
No. 361, Lance Tooth, thin back, not perforated, special steel, 14 x 18 gauge.....	each	\$2 56	\$2 88	\$3 20	\$3 52	\$3 84	\$4 16	\$4 48	\$4 80	\$5 12
No. 704, Lance Tooth, thin back, not perforated, special steel, 13 x 17 gauge.....	each	2 88	3 24	3 60	3 96	4 32	4 68	5 04	5 40	5 76
No. 362, Diamond, thin back, special steel, 14 x 18 gauge.....	each	2 40	2 70	3 00	3 30	3 60	3 90	4 20	4 50	4 80
No. 706, Diamond, thin back, special steel, 13 x 17 gauge.....	each	2 80	3 15	3 50	3 85	4 20	4 55	4 90	5 25	5 60
No. 363, Tuttle Tooth, thin back, diamond point, special steel, 14 x 18 gauge.....	each	2 40	2 70	3 00	3 30	3 60	3 90	4 20	4 50	4 80
No. 708, Tuttle Tooth, thin back, diamond point, special steel, 13 x 17 gauge.....	each	2 80	3 15	3 50	3 85	4 20	4 55	4 90	5 25	5 60
No. 707, Tuttle Tooth, thin back, diamond point, special steel, 13 x 15 gauge.....	each	2 64	2 97	3 30	3 63	3 96	4 29	4 62	4 95	5 28
Weight, per saw.....	pounds	5.	6.1	6.6	7.1	7.7	8.26	8.96	10.16	11.17

ATKINS AUSTRALASIAN PATTERN CROSS CUT SAWS



ATKINS AUCKLAND PATTERN CROSS CUT SAWS

The various saws shown on this and the following pages represent those now in general use throughout Australasia.

The peculiar styles of teeth shown are the result of very careful study as to the best construction for use in the different woods indigenous to that section.

They are usually made of Atkins High-Grade Special Steel, but can be supplied in Silver Steel, when specified.


Nos. 7 and 46, space of teeth, 6 and 6½ feet, 1 inch; 7 feet, 1½ inches; 7½ feet, 1¼ inches; 8 and 8½ feet, 1⅓ inches; 9 to 10 feet, 1½ inches. Space between sections of teeth, 2½ inches.

Nos. 8 and 47, space of teeth, 6 and 6½ feet, 1 inch; 7 to 10 feet, 1¼ inches. Space between sections of teeth, 2 inches.

Length.....feet	5	5½	6	6½	7	7½	8	8½	9	9½	10
Nos. 7 and 8, Special Steel.....each	\$3.50	\$3.85	\$4.20	\$4.55	\$4.90	\$5.25	\$5.60	\$6.54	\$6.93	\$7.32	\$7.70
Nos. 46 and 47, Silver Steel.....each	4.10	4.80	5.60	6.40	7.30	8.30	9.30	11.58	12.26	12.94	13.63
Weight, per saw.....pounds	7.76	8.05	8.4	8.75	9.87	10.85	11.69	12.22	14.7	15.4	16.1

Prices as given above do not include handles.

ATKINS AUSTRALASIAN PATTERN CROSS CUT SAWS



Nos. 9 and 48; space of teeth, all sizes, 1¼ inches. Space between sections of teeth, 27⁄8 inches.
 Nos. 10 and 49; space of teeth in 5-foot saws, 1 inch. All other sizes over 5 feet, 1¼ inches. Space between sections of teeth, 1¼ inches.
 Nos. 15 and 50; space of teeth, 6 to 7½-foot saws, 1 inch; 8 to 10-foot saws, 1¼ inches. Space between sections of teeth, 2¼ inches.

Length.....	feet	5	5½	6	6½	7	7½	9	8½	9	9½	10
No. 9, Special Steel.....	each	\$3.00	\$3.30	\$3.60	\$3.90	\$4.20	\$4.50	\$4.80	\$5.61	\$5.94	\$6.27	\$6.60
No. 48, Silver Steel.....	each	4.10	4.80	5.60	6.40	7.30	8.30	9.30	11.58	12.26	12.94	13.63
No. 10, Special Steel.....	each	3.50	3.85	4.20	4.55	4.90	5.25	5.60	6.54	6.93	7.32	7.70
No. 49, Silver Steel.....	each	4.10	4.80	5.60	6.40	7.30	8.30	9.30	11.58	12.26	12.94	13.63
No. 15, Special Steel.....	each	3.50	3.85	4.20	4.55	4.90	5.25	5.60	6.54	6.93	7.32	7.70
No. 50, Silver Steel.....	each	4.10	4.80	5.60	6.40	7.30	8.30	9.30	11.58	12.26	12.94	13.63
Weight, per saw.....	pounds	7.76	8.05	8.4	8.75	9.87	10.85	11.69	12.22	14.7	15.4	16.1

Nos. 9 and 48 are the same in design, also Nos. 10 and 49, and Nos. 15 and 50. Prices as given above do not include handles.

ATKINS CROSS CUT SAWS



Atkins Tasmanian Pattern: Width of gullets is $\frac{3}{4}$ inch; depth of gullets, $1\frac{1}{4}$ inches, and distance from point to point is $1\frac{3}{8}$ inches.

Atkins West Australian Pattern: Width of gullets, $\frac{5}{8}$ inch; depth of gullets, $1\frac{3}{8}$ inches, and distance from point to point, $1\frac{1}{8}$ inches.

No. 241, Tasmanian Pattern, Special Steel. No. 242, West Australian Pattern, Special Steel.
No. 41, Tasmanian Pattern, Silver Steel. No. 42, West Australian Pattern, Silver Steel.


Length.....feet	4	4½	5	5½	6	6½	7	7½	8
Special Steel.....each	\$2.40	\$2.70	\$3.00	\$3.30	\$3.60	\$3.90	\$4.20	\$4.50	\$4.80
Silver Steel.....each	3.10	3.60	4.10	4.80	5.60	6.40	7.30	8.30	9.30
Weight, per saw.....pounds	5.	6.1	6.6	7.1	7.7	8.26	8.96	10.16	11.17

RUSSIAN PATTERN

Length.....feet	3	3½	4	4½	5
14 gauge.....each	\$1.20	\$1.40	\$1.60	\$1.80	\$2.00
15 gauge.....each	1.14	1.33	1.52	1.71	1.90
16 gauge.....each	1.08	1.26	1.44	1.62	1.80
17 gauge.....each	1.02	1.19	1.36	1.53	1.70

Saws over 5 feet long, not heavier than 14 gauge, price 50 cents per foot.

ATKINS ICE SAWS



The frequent filing and sharpening of ice saws is unnecessary with Atkins Special Steel. The quality is so fine that they take an extremely hard, tough temper and their sharp cutting edges will, therefore, be retained for the longest possible time.

Pond ice saws are made in lengths from 3 to 6 feet and vary in gauge so that they may be operated in all thicknesses of ice. The teeth are sharpened, set and ready for use.

Atkins Tiller Handles are used with the above saws. These are made of fine material and may be securely fastened to the blade, but easily removed. The cross handle is of hardwood, shaped to fit the hands.

Atkins Hand Ice Saws are made in lengths from 24 to 36 inches. The blades are of high-grade special steel. The teeth are sharpened and set ready for use. The handle is large and roomy, made of malleable iron, tinned, and is practically unbreakable. Fastened to the blade with rivets.

Atkins Hollow Back Hand Ice Saws are made of high-grade crucible steel. The blades are somewhat narrower than the hand saws. Made in lengths from 24 to 36 inches. The teeth are sharpened and set ready for use. The handle is fitted to steel tab, which is riveted to saw.

Atkins Hollow Back and Hand Ice Saws are for wagon use, being set and sharpened.

ATKINS POND ICE SAWS WITHOUT TILLER

STANDARD LENGTH, 5 FEET

Width, Butt	Inches Point	Thickness Gauge	Price, Each						
			Length, Feet						
			3	3½	4	4½	5	5½	6
8	6	10	\$3.00	\$3.50	\$4.00	\$4.50	\$5.00	\$5.50	\$6.00
8	6	11	2.80	3.25	3.80	4.25	4.70	5.15	5.70
7	5	10	2.70	3.15	3.60	4.05	4.50	4.95	5.40
7	5	11	2.55	2.95	3.40	3.85	4.25	4.70	5.10

ATKINS HOLLOW BACK HAND ICE SAWS

Length.....inches	24	26	28	30	32	34	36
Price.....per dozen	\$14.00	\$15.00	\$16.00	\$17.00	\$18.00	\$19.00	\$20.00

ATKINS HAND ICE SAWS

Length.....inches	24	26	28	30	32	34	36
Price.....per dozen	\$20.00	\$21.00	\$22.00	\$23.00	\$24.00	\$25.00	\$26.00

Ice saws with beech handles same price as above. Packed one-half dozen in package.

TILLERS

Price.....each	\$1.10
----------------	--------



ATKINS CROSS CUT SAW HANDLES

Every cross cut saw handle shown on the following pages is made in our own factory by experienced workmen, under our personal supervision, and we claim that the quality and finish can not be surpassed.

In all steel parts, we use a special high tensile strength cold drawn steel. This is very strong and tough, but light, thus giving the greatest strength with least weight.

All malleable parts are cast from carefully selected material and are exceedingly smooth and tough, which insures the greatest wear.

We are exclusive users of the Spot Electric Welded Process in the treatment of all steel loops. This gives the user a decided advantage, as the parts become as strong as if one solid piece and the weld cannot be broken.

Particular attention is given to the manner in which all threads are cut. The high quality of the metal parts enables us to use extra heavy dies, thus producing a thread which does not easily become worn or torn and on which the bolts, loop ends and turnbuckles will operate freely and withstand the severest tension.

We use nothing but carefully selected, thoroughly dried and seasoned hardwood stock. This is cut into proper specifications and manufactured throughout by use of the most improved appliances. Each operation is carefully inspected, to the end that only perfect handles are passed.

They are packed in light and strong wire-bound boxes, which reduces the shipping weight to the minimum.

In the pages following you will find a wide range of handles, at various prices. Those shown cover original ideas as well as the old designs.

We invite you to make a careful comparison of Atkins Cross Cut Saw Handles with other brands so that you can see the superior quality of our product.

ATKINS CROSS CUT SAW HANDLES

No. 1

10 inches long irrespective of loops. Selected air-dried hardwood. Extra heavy spot electric welded steel loop, three welds. Malleable nuts. Castings black japanned. Capacity 3 to 4½ inches. Packed 50 pairs in wire-bound box weighing 108 pounds.

Price.....per pair \$0.55

No. 24

This Handle is especially adapted for the Pacific Coast trade. Fourteen inches in length, of thoroughly seasoned hardwood, nicely finished. Malleable Machine Made Bolt, —carefully threaded—heavy Wing Nut. All other Metal Parts of Malleable Iron, japanned black. The Post and Guard are reversible for sawing either standing or fallen timber. Packed 50 pairs in a box weighing 160 pounds.

Price.....per pair \$1.00

No. 3

10 inches long irrespective of loops. Malleable casting and swivel washer cast to socket. Spot electric welded loop of high tensile strength, cold drawn steel. Capacity 3 to 4½ inches. Japanned black. Packed 50 pairs in wire-bound box weighing 92 pounds.

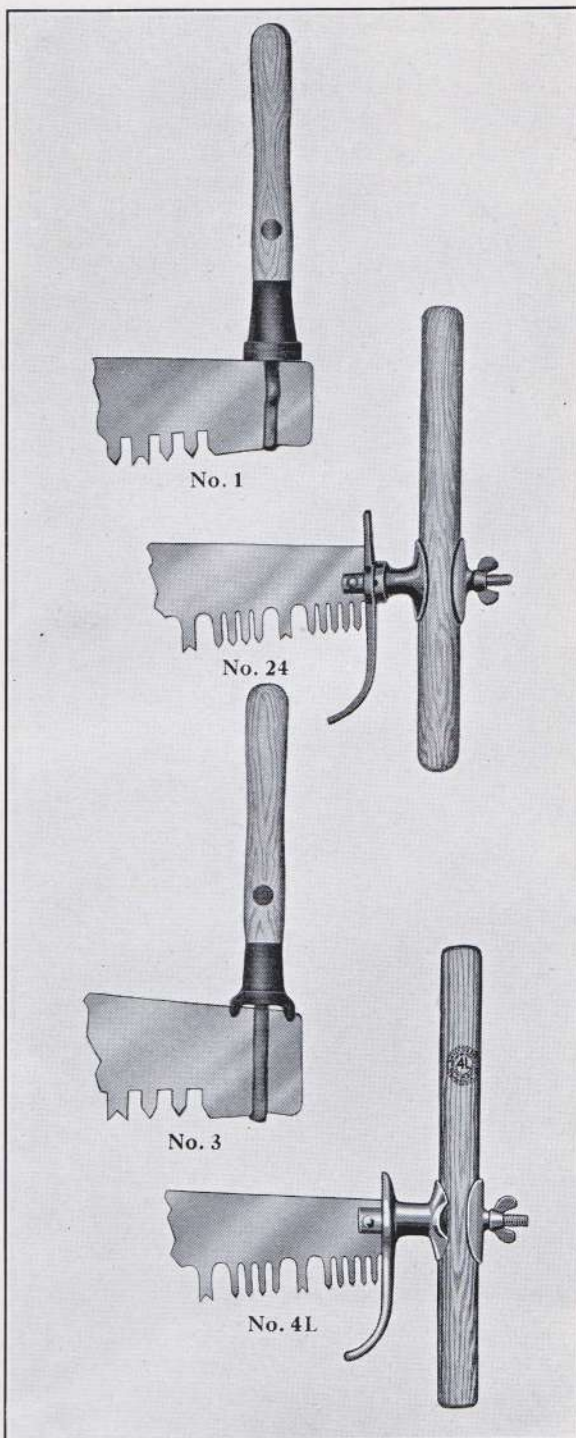
Price.....per pair \$0.35

No. 4L

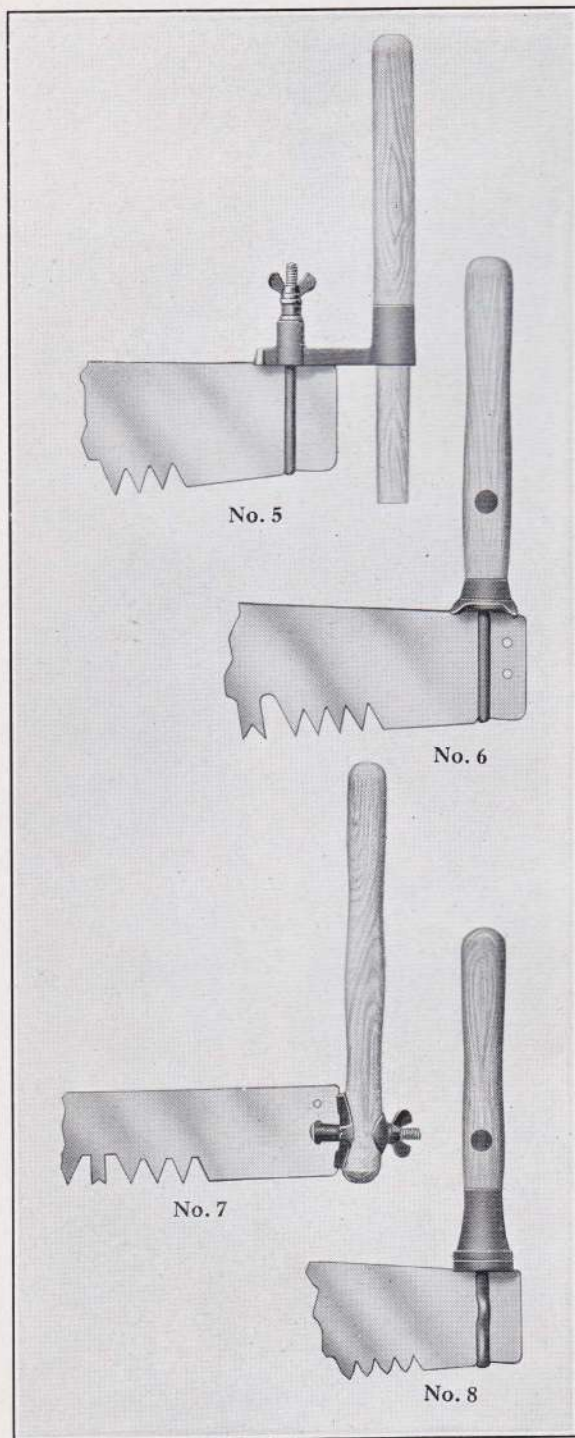
This is the most popular pattern of Cross Cut Handle used on the Pacific Coast. Fourteen inches in length, of thoroughly seasoned hardwood.

Machine Made Steel Bolt—carefully threaded. Extra heavy malleable Wing Nut. All Metal Parts of Malleable Iron, japanned red. Reversible for use in either fallen or standing timber. The deep thread and heavy Wing Nut facilitate removing or reversing the Handle. Packed 50 pairs in a wire-bound box weighing 170 pounds.

Price.....per pair \$1.50



ATKINS CROSS CUT SAW HANDLES

**No. 5**

14 inches long. Used extensively on Pacific coast. Extra strong malleable bracket. Spot electric welded loop of high tensile strength, cold drawn steel. Castings japanned black. Capacity 3 to 4 $\frac{1}{4}$ inches. Packed 50 pairs in wire-bound box weighing 115 pounds.

Price.....per pair \$0.45

No. 6

10 inches long irrespective of loops. Similar to No. 3 but lighter castings. Steel loop spot electric welded. Capacity 3 to 4 $\frac{1}{4}$ inches. Specially selected air-dried hardwood stock. Packed 150 pairs in wire-bound box weighing 185 pounds.

Price.....per pair \$0.25

No. 7

14 inches long. Reversible. Best grade hardwood stock. Malleable bolt. Cast steel face plate and washers. Our exclusive pattern. Packed 100 pairs in wire-bound box weighing 140 pounds.

Price.....per pair \$0.25

No. 8

10 inches long irrespective of loops. Loop of extra strong high tensile strength steel. Spot electric welded. Japanned black. Malleable nuts. Packed 100 pairs in wire-bound box weighing 200 pounds.

Price.....per pair \$0.30

No. 8 SHORT PATTERN

Same as regular No. 8 only 7 $\frac{1}{2}$ inches long. Packed 50 pairs in wire-bound box weighing 94 pounds.

Price.....per pair \$0.30

ATKINS CROSS CUT SAW HANDLES

No. 9

14 inches long. Popular Pacific Coast pattern. Reversible. Malleable bracket. Spot electric welded steel loop. Japanned black. Extra fine air-dried hardwood stock. Capacity 3 to 4½ inches. Packed 50 pairs in wire-bound box weighing 125 pounds.

Price.....per pair \$0.45

No. 10

9½ inches long irrespective of loops. Selected hardwood stock. Cast steel socket and washer. Loop of high tensile strength, cold drawn steel. Spot electric welded. Packed 150 pairs in wooden box weighing 175 pounds.

Price.....per pair \$0.25

No. 11

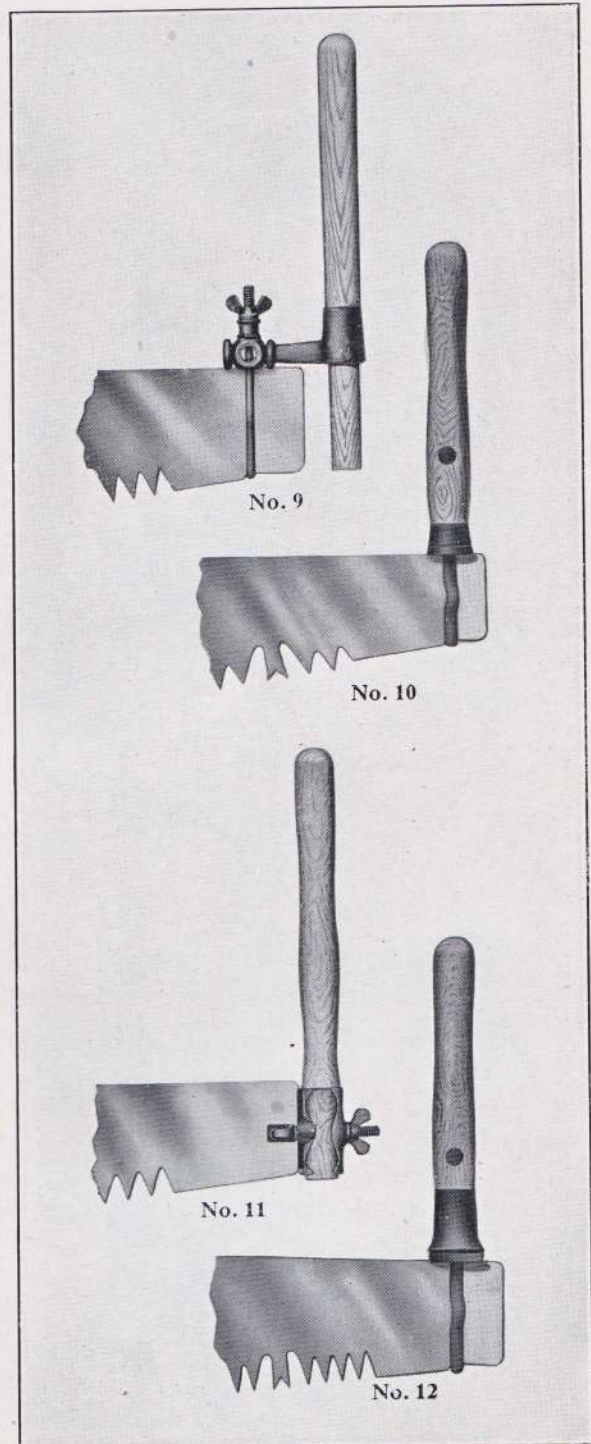
14 inches long. Climax pattern. Reversible. Cast iron face plate and washer. High-grade malleable bolt with lock rivet feature, preventing rivet from becoming detached. Easily adjusted. Packed 100 pairs in wire-bound box weighing 170 pounds.

Price.....per pair \$0.25

No. 12

10 inches long irrespective of loops. High grade. Contains exclusive features. Non-breakable malleable socket, washer and nut. Spot electric welded steel loop. Selected clear white hardwood stock. Japanned red. Capacity 3 to 4½ inches. 50 pairs in wire-bound box weighing 98 pounds.

Price.....per pair \$0.60




ATKINS CROSS CUT SAW HANDLES

No. 13X

10 inches long irrespective of loops. Malleable socket, case hardened face or bearing on saw. Very light and strong. Loop of high tensile strength cold drawn steel. Spot electric welded. Japanned black. Capacity 3 to 4 inches. Packed 50 pairs in wire-bound box weighing 70 pounds.

Price.....per pair \$0.45



No. 13X

No. 20

9 inches long irrespective of loops. Very strong and light. Socket of highest grade ferrule steel with patented swivel feature. Easily adjusted. Spot electric welded steel bolt. Japanned black. Capacity $2\frac{1}{2}$ to $3\frac{1}{2}$ inches. 50 pairs in wire-bound box weighing 75 pounds.

Price.....per pair \$0.55

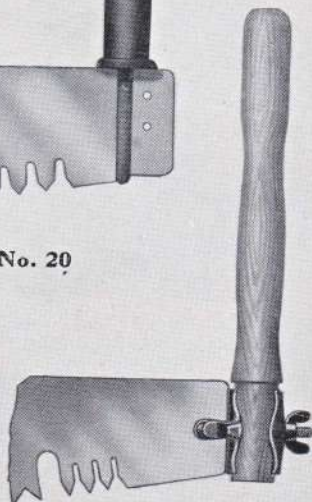


No. 20

No. 21

14 inches long. Climax Pattern. Similar to No. 11 but lighter castings. Reversible. Cast steel clasp and washer. Malleable bolt with lock rivet feature prevents rivet from becoming detached. 100 pairs in wire-bound box weighing 150 pounds.

Price.....per pair \$0.25



No. 21

ATKINS CROSS CUT SAW HANDLES

No. 22

14 inches long. We recommend this pattern highly. Extra strong. Easily adjusted. Extra heavy malleable castings. Machine-made steel bolt, extra large. "Big Bolt" Pattern. Extra large wings prevent castings from slipping. Japanned black. Packed 50 pairs in wire-bound box weighing 85 pounds.

Price per pair \$0.85

No. 25

12 inches long irrespective of loops. Reinforced by heavy machine steel bolt running through the entire center. Socket washer and loop extra high-grade malleable. Long ears prevent blades from slipping. Japanned red, loop black. Capacity 3 to 4½ inches. Packed 50 pairs in wire-bound box weighing 135 pounds.

Price per pair \$0.55

No. 26

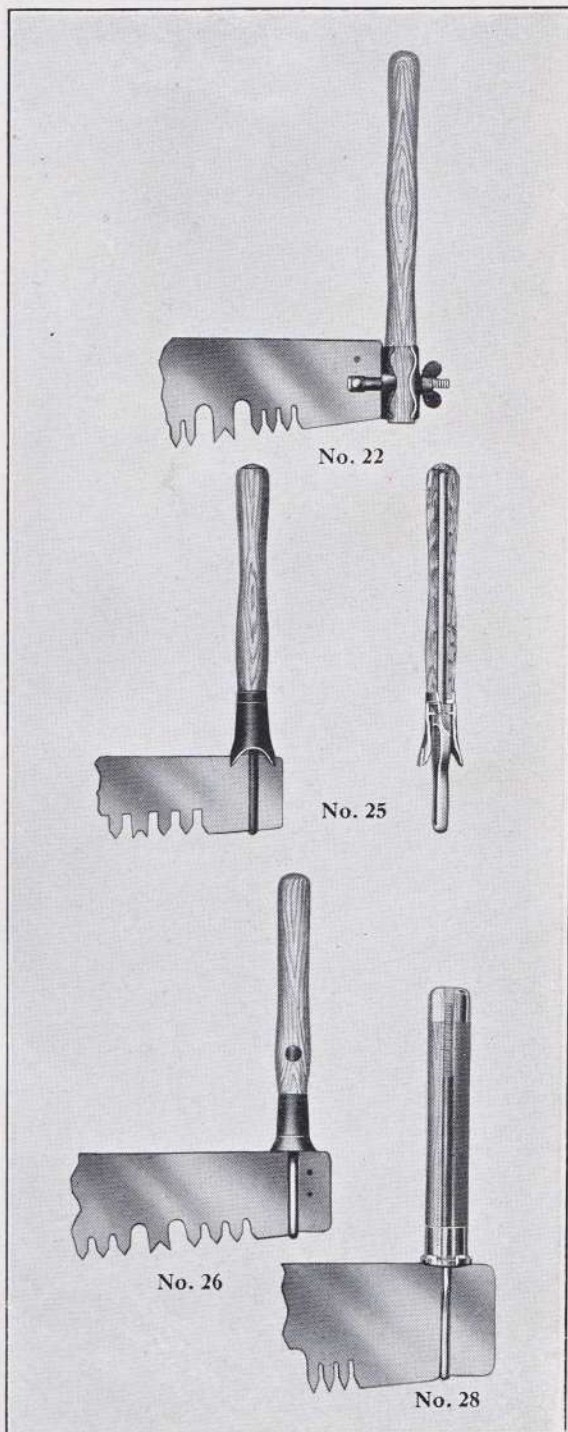
10 inches long irrespective of loops. Mechanically, the most practical handle on the market. Loop of extra heavy high tensile strength cold drawn steel. Spot electric welded. Castings japanned black. Capacity 3 to 4½ inches. Packed 100 pairs in wire-bound box weighing 165 pounds.

Price per pair \$0.35

No. 28

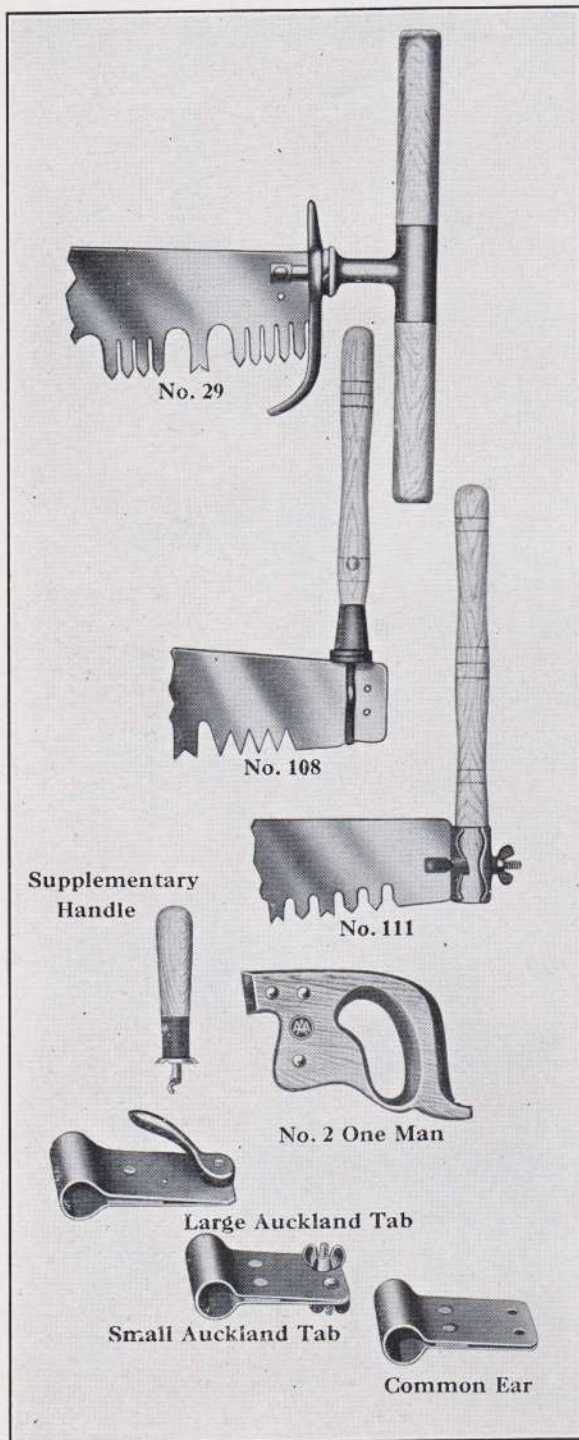
8 inches long irrespective of loops. Destined to be the most popular handle in the world. Short and "stocky." High tensile strength, cold drawn steel loop extends throughout handle and screws into pressed steel ferrule on end. Capacity 2¾ to 4½ inches. Packed 50 pairs in wire-bound box weighing 81 pounds.

Price per pair \$0.90





ATKINS CROSS CUT SAW HANDLES



No. 29

14 inches long. New Pacific Coast pattern. Turned machine steel bolt, fastens to blade by rivet, opposite end screws into malleable socket. Saw fastened by revolving handle. Operated at horizontal or vertical position. Hardwood, finely finished. Packed 50 pairs in wire-bound box weighing 200 pounds.

Price.....per pair \$1.65

No. 108

12½ inches long irrespective of loops. A strictly fancy handle. Best selected white hardwood stock. Fancy scoring. Extra heavy spot electric welded steel loop. Malleable castings. Japanned black. Packed 50 pairs in wire-bound box weighing 115 pounds.

Price.....per pair \$0.40

No. 111

15¼ inches long. High class in every particular. Specially selected white, air-seasoned hardwood. Fancy scoring. Malleable bolt and wing nut, tinned. Electric spot welded steel bolt. Castings japanned black. Packed 50 pairs in wire-bound box weighing 95 pounds.

Price.....per pair \$0.25

ONE-MAN, No. 2

This is made of carefully selected hardwood, thoroughly seasoned and dried. Varnished edge, well finished. Easy Grip pattern. Price does not include screws. Packed one dozen to a carton.

Price.....per dozen \$3.00

SUPPLEMENTARY

FOR ONE-MAN SAWS

Made of thoroughly seasoned, air-dried hardwood stock. Socket and washer of high-grade ferrule steel. Malleable iron bolt with locked rivet feature, preventing rivet from becoming detached. Packed one dozen to a carton.

Price.....per dozen \$1.75

TABS

FOR CROSS CUT SAWS

Large Auckland Tabs..	per dozen	\$2.55
Small Auckland Tabs..	per dozen	1.80
Common ears.....	per dozen	.45
Handles for common ears,	per pair	.09

ATKINS PERFECTION SAW TOOLS

This set supplies a complete outfit of everything needed for properly refitting cross cut saws.

The combination tool shown at the top of this page may be used as a jointer, side file or for gauging the length of the raker teeth. These various operations are shown in the accompanying cuts.

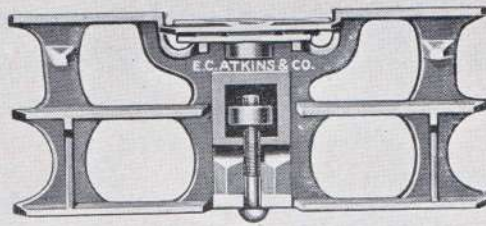
The tool includes a tooth gauge whereby the proper set of the teeth may be measured and either a broad or narrow set given.

An Atkins Criterion Saw Set is also included. This is one of the most improved tools for setting the teeth. It has a die which rests on the top of the tooth. The hammer blow comes in contact with this die instead of the tooth itself. This imparts a more even set and removes the liability of breakage. You can adjust this tool so as to secure any degree of set by raising or lowering the set screw on the opposite end.

A finely finished setting hammer completes the outfit. This hammer is made of refined cast steel, highly polished, and is fitted to a hardwood handle with a special attachment which prevents the hammer from working loose.

Each set is packed one in a box, accompanied by full instructions for using each of the tools, so as to secure the best results.

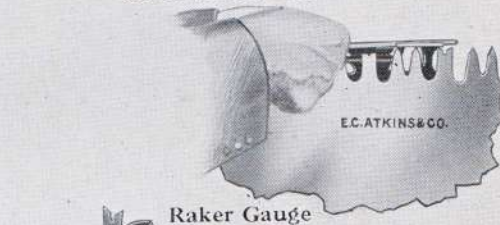
Price.....per dozen sets \$15.00
Weight, pounds.....per set 2½



Perfection Tool



Criterion Saw Set




Raker Gauge



Tooth Set Gauge

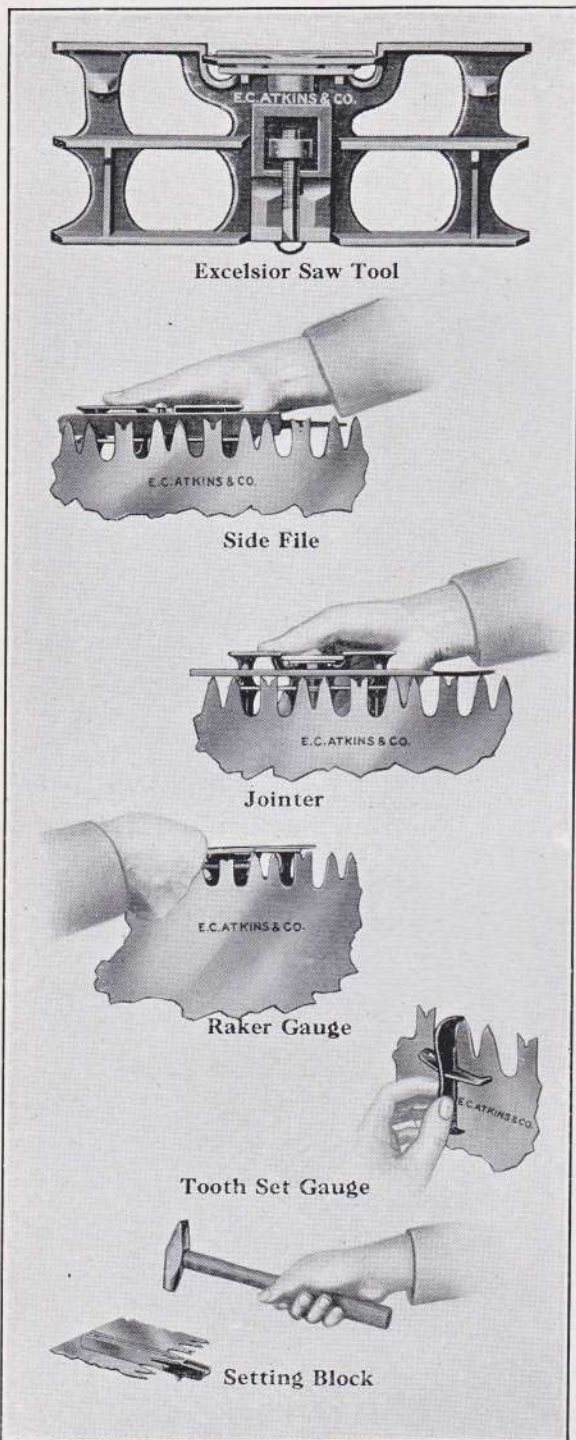


Side File



Jointer

ATKINS PATENT EXCELSIOR SAW TOOLS



No. 1

This is the old and original Excelsior Saw Tool. It is the first and most successful device ever invented for properly refitting cross cut saws. The complete set and the uses for which it is designed are fully shown in the accompanying illustrations.

The combined tool is shown at the top of the page. It is used as a jointer, as a raker gauge, and also as a side file.

An eight-inch flat file is fastened in the tool as shown in cut. The set screw slightly bends the file, giving it the proper curve. After jointing, the tool may be used for gauging proper length of raker teeth, after which, by re-adjusting the file, it can be used for side filing. See accompanying illustration.

A tooth set gauge is also included. This is made with long and short end, which by reversing, indicates a correspondingly light or heavy set, as desired.

The Atkins Improved Channeling Set Block completes the outfit. This block fastens to any flat surface, and the anvil, having a slight declivity, produces a concave on one side of the teeth thus insuring a more durable set and relieving the friction on the side of the teeth.

They are packed one complete set in an individual box, nicely labeled for shelf display. Full directions for operating accompany each set.

No. 2

Atkins Patent Excelsior Saw Tool, No. 2. This set is exactly similar to Excelsior No. 1, excepting that it is equipped with the ordinary setting block instead of the Improved Pattern used with No. 1.

No. 6

This tool is made for re-fitting One-Man Saws. It is similar to the Excelsior No. 2, excepting that the combination tool is a trifle smaller.

Price, No. 1.....	per dozen	\$7.00
Price, No. 2.....	per dozen	6.50
Price, No. 6.....	per dozen	6.50
Weight, No. 1, pounds	per dozen	19
Weight, No. 2, pounds	per dozen	19

ATKINS EXCELSIOR SAW TOOLS

ATKINS EXCELSIOR SAW TOOL, No. 5

This set consists of a special combination tool, which is so constructed that it may be used for either side filing, jointing or in gauging the proper height of the rakers.

It is similarly constructed to the regular Excelsior No. 1, as shown on page 172 excepting that it has an **EXTRA HARD TOOL STEEL BAR** which prevents the saw from wearing a groove on the under side of the bar when used as a raker gauge.

This feature more than trebles the life of this simple tool and makes it the most economical set.

Through the use of a set screw, a flat file may be fastened into the tool, enabling the user to operate it as a side file. This is shown in the accompanying illustration.

The same file may then be fastened to the device at another point and used as a jointer. This feature is illustrated in the accompanying picture.

There is also a tooth gauge, one point of which being slightly longer than the other enables the user to gauge either a heavy or light set.

A set block is included. It consists of a tool which may be readily attached to any flat surface. At one end, there is an anvil arrangement which is slightly beveled. The hammer blow being directed at that point, the proper set is given, uniformly and without the likelihood of breaking teeth.


Atkins Excelsior Tool, No. 5, is adapted to any style of saw tooth.

They are packed one complete set in a box, with an attractive label, and each box contains full instructions for operating.

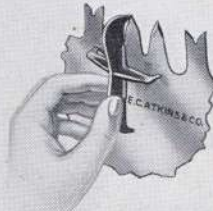
Price.....per dozen \$8.50
Weight, pounds.....each 1 $\frac{9}{16}$



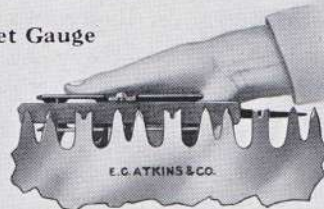
Excelsior Saw Tool No. 5



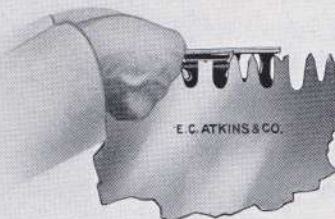
Jointer



Tooth Set Gauge



Side File



Raker Gauge



Setting Block

ATKINS DEXTER SAW TOOL

This tool consists of a combination jointer, raker gauge and side file.

To properly fit a cross cut saw the tool is used in connection with an 8-inch mill bastard file. For use as a jointer the file is held firmly in place by a thumb screw, which springs it slightly to suit the curve of the saw. By simply passing the file lightly over the points of the teeth until it touches the shortest tooth, a uniform length will have been secured.

There is an adjustable gauge plate, which may be set to adjust the raker for hard or soft wood. This operates by simply placing the tooth gauge over the clearer or raker teeth, as indicated in the illustration and filing them down to the gauge.

The tool may also be used as a side file to remove any uneven edge or burr left in filing and also to even the set perfectly.


For setting we recommend the Atkins Criterion Saw Set shown on another page, which should be used in connection with a light hammer.

Packed one only in a box handsomely labeled, accompanied by full directions for use.


Price.....per dozen \$4.00
Weight, pounds.....per dozen 4 $\frac{3}{4}$



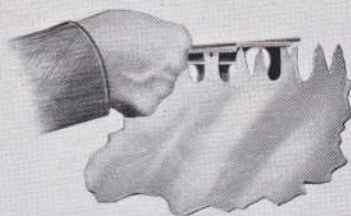
Dexter Saw Tool



Jointer

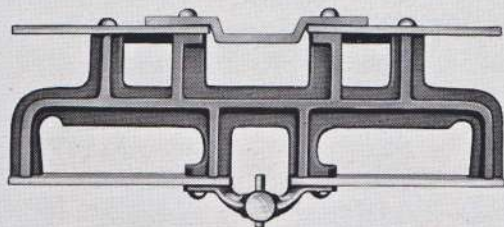


Side File



Raker Gauge

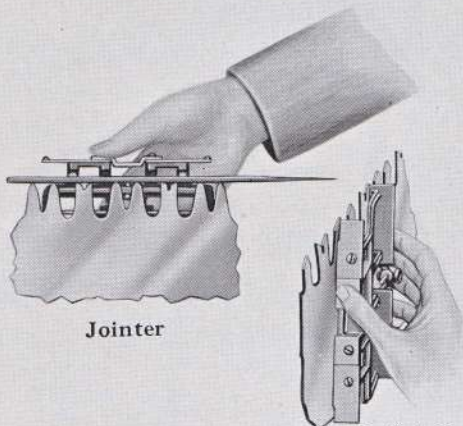
ATKINS "AAA" SAW TOOLS



No. 9 Saw Tool

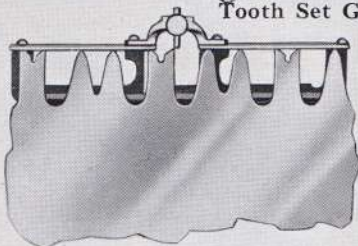


Raker Gauge



Jointer

Tooth Set Gauge



Gauging Swaged Rakers

ATKINS No. 9 SAW TOOL

Atkins "AAA" Saw Tool No. 9 is a decided improvement over any other similar tool used for fitting cross cut saws.

It is 7 inches long by $1\frac{3}{8}$ inches wide and made of good substantial material throughout.

The Raker Gauge Plate is tempered file proof. The ends are beveled so that the depth of the gauge may be regulated by the use of the two thumb screws.

For jointing, fasten a flat file by set screw, as shown in upper illustration, and pass same lightly over the points of the teeth until filed to a uniform height.

For jointing the rakers, place the tool over the raker teeth (see illustration). Turn thumb screws until the rakers protrude the desired distance through the gauge, then file them off to a level with top of gauge. This will render all raker teeth exactly the same length.

For gauging the rakers, reverse the tool and set gauge pin and tighten by use of thumb screw, then pass the tool along toothed edge, thus measuring the proper length for each raker. This will be indicated when the point of the raker tooth touches the gauge pin.

The Bearing Plates of this tool are the only parts touching the teeth points and are made of smooth, hard, tool steel.

The extra length of the tool causes it to cover more teeth at the same time and thus insures greater accuracy in operation.

Note the little cut-out on each end of the top bar of tool. This is to gauge the set of the cutting teeth and does away with the necessity of carrying an extra tooth gauge. The shallow gauge is for set of teeth in hard wood and the deep gauge is for set of teeth in soft wood.

Packed one only in a handsome shelf box.

Price.....per dozen \$10.00
Weight.....ounces 11


ATKINS No. 13 SAW TOOL

This tool is similar to the No. 9 except that it is much smaller and is not furnished with Swaged Tooth Gauge.

Price.....per dozen \$8.00
Weight.....ounces 7



ATKINS HAMMER SAW SETS



We recommend the three styles of Cross Cut Saw Sets shown above.

These sets are all operated by fastening the saw in a vise, with the teeth upward. The set is held in the left hand, the flat surface bearing against the saw tooth with the point of the tooth just above the bevel on the set.

Place the right arm over the top of the saw. Strike the tooth a sharp blow with a hammer over the apex of the angle on the face of the set block.

These Grips are made of hard iron, and the working surfaces are chilled extra hard. This type of set is also used occasionally and successfully in setting small circular saws or other types of saws where the teeth are sufficiently large and the gauge thin enough to take a set well.

ATKINS PISTOL GRIP SAW SET, No. 11

5½ inches long, ⅝ inch thick, 1½ inches wide. Grip rounded and shaped to fit the hand. Packed one-half dozen in a box. Weight each, 27 ounces.

Price.....per dozen \$7.00

ATKINS PIG GRIP SAW SET, No. 10

4½ inches long, 1½ inches thick. Fitted with a gauge, the length of which is regulated by a thumb screw and lock nut. The exact degree of set may thus be measured. Packed one in a box. Weight each, 2 pounds.


Price.....per dozen \$10.00

ATKINS HORN GRIP SAW SET, No. 12

6¼ inches long, ⅞ inch thick, anvil 1½ inches. Very easy on the hand. Packed one-half dozen in a box. Weight, 20 ounces.

Price.....per dozen \$7.00

ATKINS SAW FITTING TOOLS



ATKINS CRITERION SAW SET

Atkins Criterion Saw Set is used in setting all kinds of cross cut, hand, wood and other small saws.

We recommend the use of a hammer set in preference to a lever set, not only on account of the ability to secure more uniform results, but because there is less likelihood of breaking the teeth in this operation.

The Criterion Set has a die which rests on the tooth. This die is struck by the hammer instead of the blow coming in contact with the tooth itself.

A set screw on the opposite end makes the tool adjustable so that by raising or lowering, any desired degree of set may be secured. The pointed die makes the device adaptable to any size of tooth.

The Criterion Saw Set is made of the best refined malleable iron, lacquered a rich brown to prevent rusting. The die and anvil are drop forged from the very finest tool steel and are properly hardened and tempered to give excellent service.

Price.....	per dozen	\$8.00
Weight, per dozen.....	pounds	14 $\frac{1}{4}$

ATKINS SETTING HAMMERS


We show on this page two styles of setting hammers. These are made of a specially treated cast steel, nicely finished and of just the proper weight for the purpose.

The handles are made of a good quality of seasoned hardwood, and are fastened to the head by a special wedge arrangement which makes them not liable to become loose.

No. 1 is made with a solid peen. No. 2 is slotted so that it may be used for setting purposes when desired. No. 3 is made of a special grade of tool steel, drop forged and strictly high grade, slotted same as No. 2.

Number.....		1	2	3
Price.....	per dozen	\$3.50	\$3.50	\$6.00
Weight, per dozen.....	pounds	8	8	8

ATKINS SAW FITTING TOOLS



Single Gauge

Double Gauge

ATKINS TOOTH AND RAKER GAUGE

This very handy little tool is used for measuring and regulating the length of the raker teeth as compared with the cutting teeth. It also enables the operator to produce a perfect, uniform set in the teeth.

It is made in two styles. The single gauge regulates the length of the raker teeth and the double gauge combines a gauge for regulating the set, and is for use in both hard and soft wood.

The raker teeth of all cross cut saws should be somewhat shorter than the cutting teeth and of uniform length throughout. The flange of this gauge rests on the points of the cutting teeth, thus permitting the raker to project through the opening in the center. The edge of the gauge is tempered very hard and cannot be cut with the file. When the file comes in contact with the gauge, the proper length of the rakers is secured.

The gauge is moved from tooth to tooth and each point rapidly and correctly reduced to an even length.

Used also for gauging the set of the teeth as is shown in the illustration on this page. The ends of the gauge are differently bevelled and a heavy or light set may thus be secured by simply reversing the gauge.

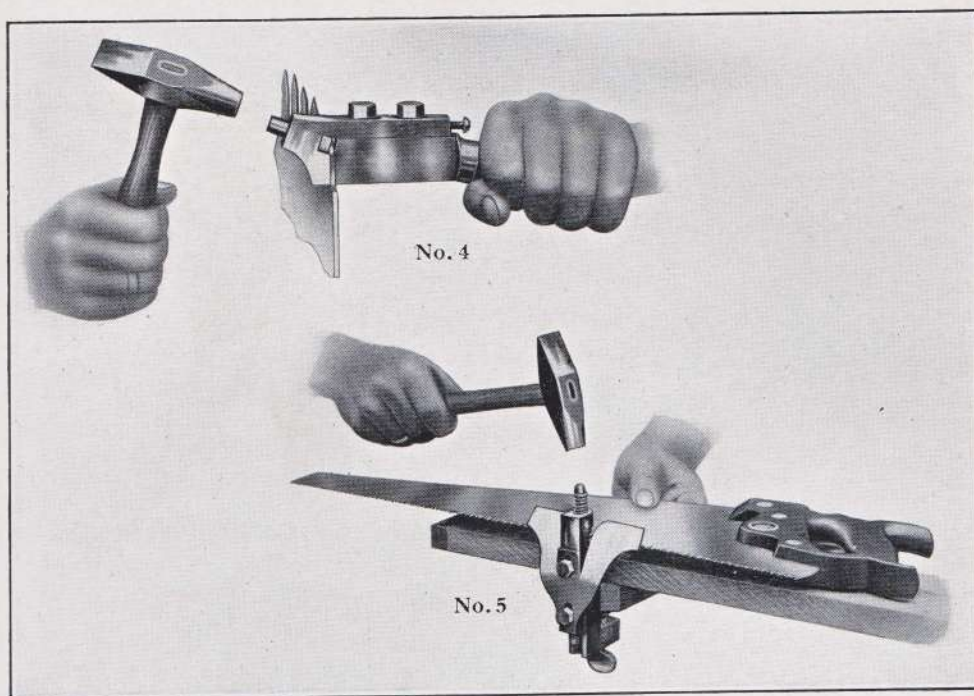
Price, single gauge.....	per dozen	\$0.80
Price, double gauge.....	per dozen	1.20
Weight, single gauge, per dozen.....	pounds	2 $\frac{3}{16}$
Weight, double gauge, per dozen.....	pounds	3

ATKINS CHANNELING SET BLOCK

This is the set block that is used in connection with Excelsior No. 1 Saw Tool.

Price, regular quality chilled iron.....	per dozen	\$3.00
Price, old style.....	per dozen	3.00
Price, set gauges as used in Excelsior Saw Tools.....	per dozen	.60

ATKINS AAA SAW SETS



ATKINS AAA SAW SET, No. 4

FOR CROSS CUT SAWS

The action of this device is clearly shown in the above illustration. The hammer blow reaching the tooth through the plunger prevents the likelihood of breaking the saw teeth. The amount of set may be regulated by moving the top slide. Absolute uniformity is assured as well as maximum speed. Given the amount of bevel and the slide may be instantly set to proper position. By simply placing the tool over the point of the tooth, and striking the plunger one blow, a perfectly uniform set, located properly on the tooth, is secured.

Made of fine crucible steel, handsomely finished. Weight 2 pounds. Packed one-half dozen in a box.

Price.....per dozen \$18.00

ATKINS AAA SAW SET, No. 5


FOR HAND SAWS

The above device operates on the same principle as the No. 4, the amount of set being regulated by moving the guide on the front, up or down. Its advantages are obvious, and it not only prevents the breaking of the saw teeth, but assures an absolutely uniform set, avoiding the possibility of setting the teeth too far down on the blade. After setting each alternate tooth, the saw is reversed, thus enabling the operator to complete the process without changing the position of the tool.

Weight 1½ pounds. Packed one-half dozen in a box.

Price.....per dozen \$18.00

ATKINS LEVER SAW SETS



ATKINS Nos. 3 AND 104

These sets are specially designed for cross cuts and circulars. They will successfully set any tooth from 14 to 20 gauge. The depth of the set is regulated by a thumb screw and pressure is applied by merely clamping together. Anvil and plunger of hardened steel. The spring is of highly tempered steel. Finely finished and polished throughout. No. 3 for cross cut and circular saws, single tooth. No. 104 for cross cut, M and Champion Tooth.

ATKINS No. 105

For Hand and Small Saws. The lever is placed on the lower or under side where it is operated by merely moving the fingers, thus adding great rapidity with least effort. The anvil and plunger are hardened. The spring is of tempered steel. Heavily nickel-plated and buffed to a high finish.

ATKINS No. 395

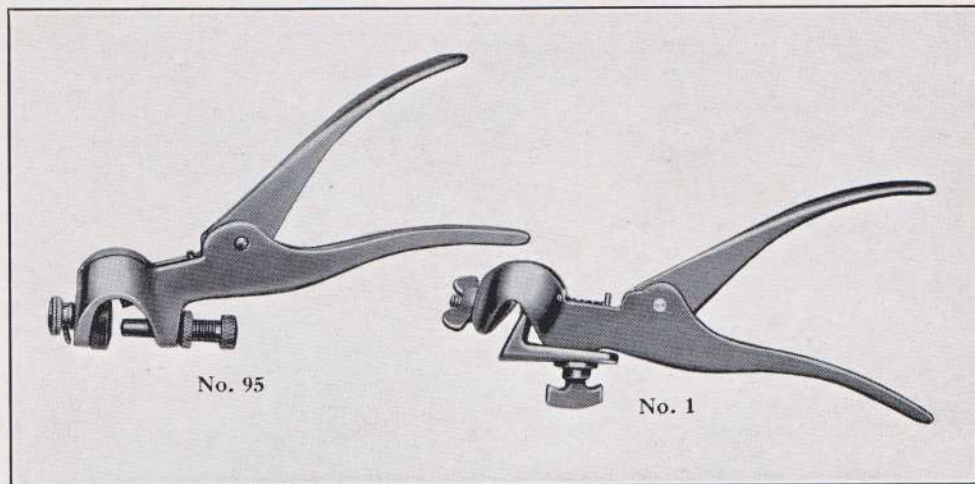
No. 395 revolving anvil with indicator dial. Lever placed below the body of set. Gauge screw has check nut, which prevents it from coming loose. The revolving anvil gives the required bevel and length of all saw teeth from 4 to 16 to the inch. Hardened anvil and plunger. Finely tempered steel spring. Highly polished.

ATKINS No. 50

For saws from 6 to 14 gauge. Strong, accurate and durable.

Dozen.....	Box	Case	Weight	Price	Dozen.....	Box	Case	Weight	Price
Nos. 3 and 104	1/2	6	19	\$20.60	No. 105	1/2	12	8 1/2	\$12.00
No. 50	1/2	12	39	30.00	No. 395	1/2	12	9	16.25

ATKINS SAW SETS AND FILERS



ATKINS LEVER SAW SETS

No. 95

For setting hand, rip and other similar styles of teeth.

Atkins No. 95 Lever Set is one of our popular patterns. Revolving anvil and dial. It is very easily adjusted. The revolving eccentric anvil has the required bevel and length for all saw teeth, ranging from 4 to 16 to the inch.

If it is desired to set a saw with six teeth to the inch, for instance, the indicator knob on the end of the set should be turned until the pointer is at the figure six, thus securing an exact set.

Hardened anvil and plunger. Finely tempered steel spring. Heavily nickeled and buffed with a high finish.

No. 1

For hand, band and jig saws, from the widest, down to one-half inch.


The principle under which this set operates is apparent by referring to the accompanying illustration. A very simple construction, yet most effective. Hardened anvil and plunger. Highly tempered steel spring. Finely polished.

Dozen	Box	Case	Weight	Price
No. 95	$\frac{1}{2}$	12	9	\$15.60
No. 1	$\frac{1}{2}$	12	$8\frac{1}{4}$	10.00

ATKINS HAND SAW FILERS

This saw filing device is the most perfect tool for the purpose ever produced. By following the directions accompanying each filer the most inexperienced boy can file a saw correctly, bringing each tooth to the same bevel and pitch. It can be used with wood clamp in any ordinary vise or with iron saw clamp.

Price	per dozen	\$15.00
Weight, each	pounds	$3\frac{3}{4}$



Atkins Hand Saw Filer

ATKINS "PERFECT" SAW SET

This device is so constructed that a uniform blow can be given to each tooth, thus assuring an accurate set without likelihood of breaking the teeth or points.

The thumb screw in the center of the set fastens same to the bench.

To regulate the amount of set, the screw which supports the blade is moved up or down. This changes the angle at which the tooth is presented to the setting hammer.

There is a guide in the center of the tool which must be adjusted in order to secure the proper set on both fine and coarse teeth. The exact pitch desired may be secured by moving this guide either forward or backward. The tooth should rest on the apex of the setting block, two-thirds distant from the point of the tooth.

This tool is also made with a vise attachment as shown in the accompanying illustration. It may thus be used for jointing and filing. The jaws of the vise are lined with rubber to prevent vibration. The combination set fastens to the bench by a thumb screw.

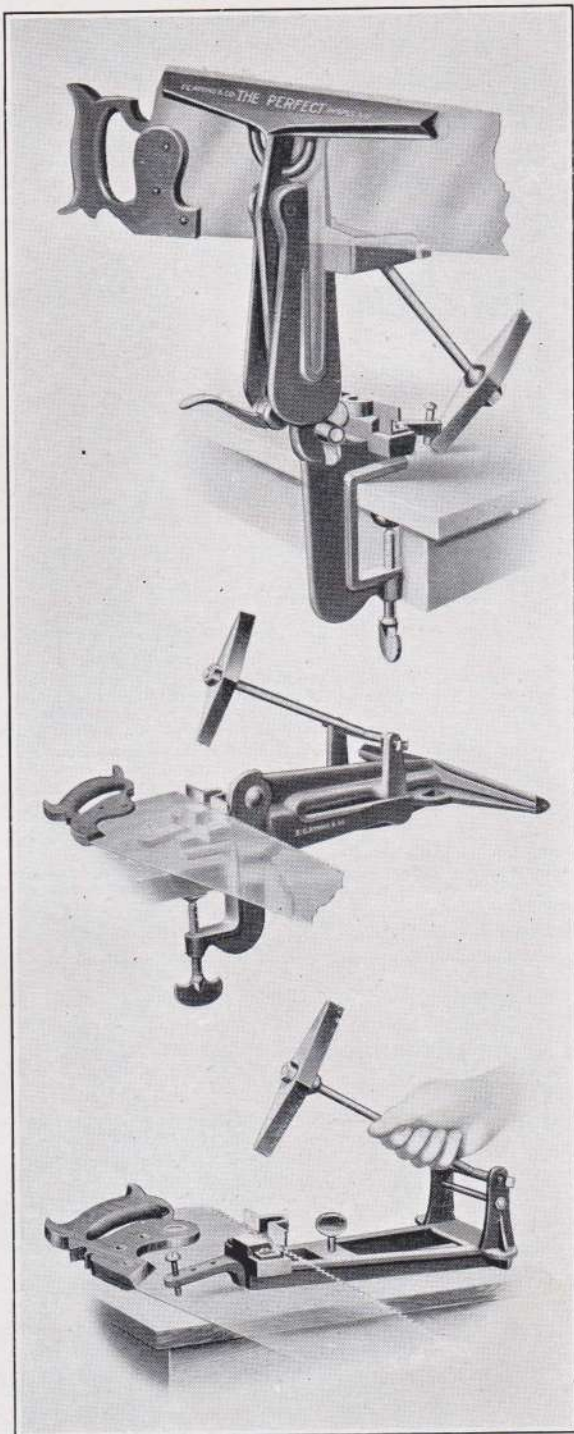
Made of steel, malleable and gray iron castings. All wearing parts are reinforced. Simple, strong, durable and easily operated.

"PERFECT" SAW SET AND VISE COMBINED

Price.....each \$6.00
Weight, each.....pounds $8\frac{9}{16}$

"PERFECT" SAW SET

Price.....each \$3.50
Weight, each.....pounds $2\frac{5}{8}$



ATKINS "AAA" HAND SAW JOINTER



Atkins "AAA" Hand Saw Jointer is operated by placing a flat file in the Jointer, which is held in place by the thumb screw. The file is then passed lightly along the top of the Saw Teeth until it touches each tooth. The teeth are then filed to a point, thus securing teeth of the same length and shape.

Atkins "AAA" Hand Saw Jointer is a specialty which should be displayed and sold in every hardware store in connection with other Saw Fitting Tools.

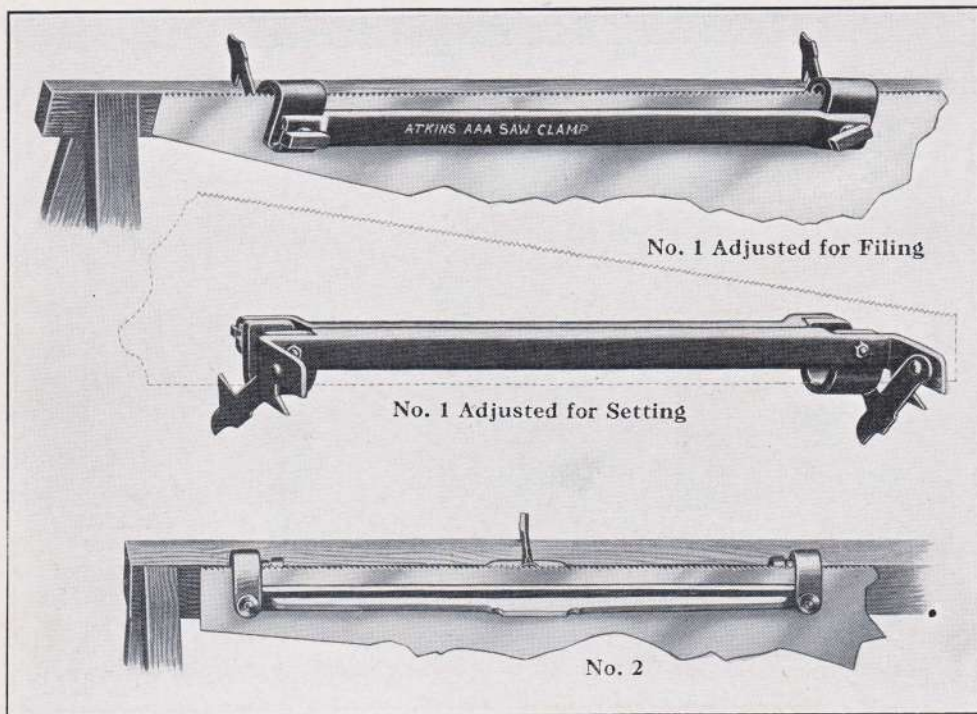
It is absolutely necessary that Saw Teeth be properly jointed before filing, in order to secure uniformity in the length and shape of the teeth.

Taking into consideration the trivial cost of Atkins "AAA" Hand Saw Jointer, no mechanic who has occasion to refit saws can afford to be without one.

The Jointer is $3\frac{1}{2}$ inches wide, $2\frac{7}{8}$ inches high and $\frac{5}{8}$ of an inch thick. It is made of fine malleable iron, nicely finished, japanned.

Price.....	per dozen	\$1.50
Weight, per dozen	pounds	$3\frac{1}{2}$

ATKINS "AAA" HAND SAW CLAMPS



Atkins "AAA" Saw Clamps weigh unpacked but little over one pound each and occupy about the same space as an ordinary chisel. They can be used for jointing, setting and filing. May be instantly attached to or detached from any square edge surface. The clamp is seated close to the work, thus preventing vibration. Their extreme simplicity and the ease with which they may be operated is appreciated by the best mechanics everywhere. They are a favorite wherever used.

ATKINS "AAA" SAW CLAMP, No. 1

By referring to the accompanying illustration, you will note that the saw is placed in the clamp at the toothed edge for filing. The connecting arches are reversed for jointing and setting. For this purpose, the blade is clamped at the back, which renders all teeth accessible.

The first illustration shows the clamp in use for filing and the second, for jointing and setting purposes. Note that the clamp does not have to be detached for these various operations after being fastened into place. Weight about 21 pounds per dozen.


ATKINS "AAA" SAW CLAMP, No. 2

This clamp differs from No. 1 in that the saw is fastened by an eccentric roller running between the two connecting arches instead of thumb screws. It is attached by use of either a single wood screw or a loose lug which is driven into place at the center.


Fasten the saw into position by lifting the front jaw by use of the flange at the center. Grasp the saw on the back, place it in position and bear downward, which causes the eccentric to clamp the saw firmly at all points between the connecting arches. The saw is removed by a slight upward pressure.

Price, No. 1, japan finish.....	per dozen	\$13.50
Price, No. 1, nickel finish.....	per dozen	18.00
Price, No. 2, nickel finish.....	per dozen	18.00
Weight, per dozen.....	pounds	20

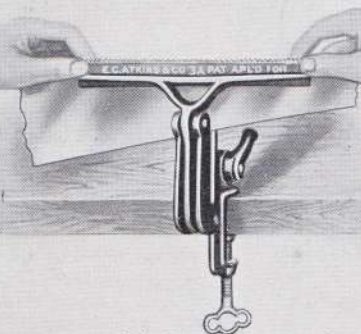
ATKINS NOISELESS SAW VISES



1-AA Saw Vise



1-A Saw Vise



3-A Saw Vise

Atkins Noiseless Saw Vises are made in four different patterns. While they vary in certain particulars, they are all designed to accomplish the same purpose.

The principal advantages lie in their easy adjustment, strong construction and satisfactory service. A slight pressure upon the outer jaw clamps the saw firmly into place. The vise operates on the lock lever principle, so that there is no chance of overstraining, as in the case where the screw is used.

The jaws of all vises are lined with rubber which makes them practically noiseless. The vise, setting as it does, close to the bench, does not vibrate, but is rigid. All wearing parts are reinforced. Made of the best malleable iron and finely finished throughout.

No. 1-AA

This vise has an 11-inch jaw. It is fastened to the bench by a malleable iron screw clamp and may be readily detached and carried from place to place.

No. 1-A

Similar to the 1-AA, excepting that it is fastened to the bench by the use of four wood screws, which may be easily removed for attachment wherever desired. It has an 11-inch jaw.

No. 2-A

Made with a 15-inch jaw, otherwise similar to No. 1-A.

No. 3-A

Length of jaws, 11 inches.

Fastened into place by use of a malleable iron screw clamp and may be readily attached to or detached from any bench, table or board.

The jaws are adjusted by the use of a lever which permits the vise to be tilted to any desired angle.

To clamp the saw into place, grasp the toothed edge with both hands, place the teeth at the desired height above the face of the jaws and clamp into position with the thumbs without removing hands.

Price, No. 1-AA.....per dozen \$16.00

Price, No. 1-A.....per dozen 13.00

Price, No. 2-A.....per dozen 15.00

Price, No. 3-A.....per dozen 18.00

Weight, No. 1-AA, each pounds $5\frac{3}{4}$

Weight, No. 1-A, each...pounds $5\frac{1}{4}$

Weight, No. 2-A, each...pounds $8\frac{1}{4}$

Weight, No. 3-A, each...pounds $6\frac{1}{2}$



ATKINS WOOD SAWS

FRAMES

Made of carefully selected material, thoroughly seasoned; designed to produce the maximum of strength and rigidity; accurately and smoothly machined; beautifully finished in colors or the natural wood and highly varnished to resist moisture. Each piece is inspected after every process.

BLADES

Made of *Atkins Silver Steel*, *Special Steel* and *Cast Steel*; straight or breasted on the tooth edge and in various widths. In addition to the Standard Plain and Tuttle tooth, we make several Special patterns of our own exclusive design. Accurately ground and polished and finished bright, blued or straw color. Set and filed ready for use.

RODS

High-Grade Frames are equipped with our Special "Jumbo" Rods — extra heavy and waterproofed. Regular Frames have the well-known "Clipper" pattern. All Rods have malleable turnbuckles, black japanned, with full screw-thread guaranteed not to strip.

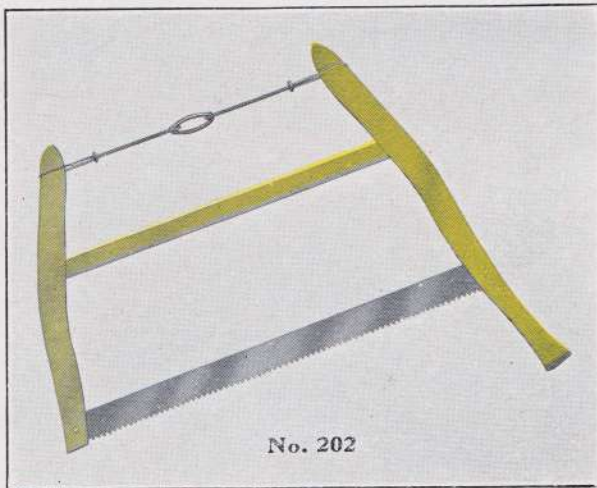
COMBINATIONS

The illustrations show the most popular combinations, but an almost endless variety may be had by combining other styles of Frames and Blades. The numbers of Wood Saws Complete are obtained by combining the Frame number with the Blade number—thus: Frame No. 500 with Blade No. 8 is No. 508 Wood Saw Complete.

PACKAGES

Wood Saws Complete are packed unassembled one-half dozen (or one dozen if preferred), in a wooden box, including Frames, Blades, Rods and Rivets. Frames only or Frames and Rods only packed in the same manner when so ordered. Frames in bulk (wood parts only), packed in half-gross crates.

ATKINS WOOD SAWS COMPLETE

**No. 202**

Combination of

No. 200 Frame

Atkins O. K., natural finish, varnished.

No. 2 Blade

Specifications on page 192.

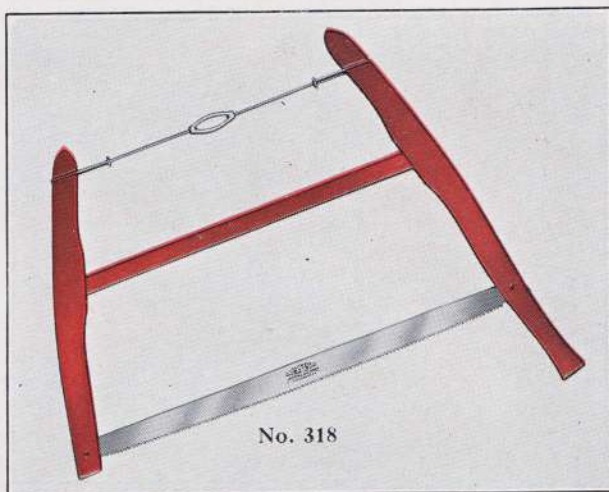
Clipper Rod

Price, completedozen \$8.05

Any blade listed on pages 192 and 193 furnished with this frame at the following list prices.

Number	201	202	204	206	208	209	211	214	216
Price per dozen	\$12.55	\$ 8.05	\$13.25	\$13.55	\$12.55	\$13.25	\$15.25	\$11.25	\$13.25
Number	217	218	221	223	224	225	226	227	231
Price per dozen	\$ 9.55	\$ 8.95	\$14.55	\$10.25	\$13.25	\$13.25	\$ 9.55	\$10.25	\$ 8.05
Number	236	237	238	240	242	243	245	249	250
Price per dozen	\$ 8.35	\$10.25	\$ 7.45	\$14.25	\$ 8.75	\$ 8.75	\$ 7.85	\$10.25	\$10.25

Approximate weight per dozen, 56 pounds. Packed half dozen in a case unassembled.

**No. 318**

Combination of

No. 300 Frame

Atkins O. K., painted red and varnished.

No. 18 Blade

Specifications on page 192.

Clipper Rod

Price, completedozen \$9.55

Any blade listed on pages 192 and 193 furnished with this frame at the following prices.

Number	301	302	304	306	308	309	311	314	316
Price per dozen	\$13.15	\$ 8.65	\$13.85	\$14.15	\$13.15	\$13.85	\$15.85	\$11.85	\$13.85
Number	317	318	321	323	324	325	326	327	331
Price per dozen	\$10.15	\$ 9.55	\$15.15	\$10.85	\$13.85	\$13.85	\$10.15	\$10.85	\$ 8.65
Number	336	337	338	340	342	343	345	349	350
Price per dozen	\$ 8.95	\$10.85	\$ 8.05	\$14.85	\$ 9.35	\$ 9.35	\$ 8.45	\$10.85	\$10.85

Approximate weight per dozen, 56 pounds. Packed half dozen in a case unassembled.

ATKINS WOOD SAWS COMPLETE

No. 514

Combination of

No. 500 FrameAtkins Extra, double brace,
single riveted; painted ver-
milion and varnished.**No. 14 Blade**


Specifications on page 192.

Jumbo Rod

Price, complete . . . dozen \$12.90

No. N500 Frame, same style
as No. 500. Made from selected
white maple, natural finish and
varnished; same price as No. 500.

Any blade listed on pages 192
and 193 furnished with this frame
at the following list prices.



Number.....	501	502	504	506	508	509	511	514	516
Price per dozen.....	\$14.20	\$ 9.70	\$14.90	\$15.20	\$14.20	\$14.90	\$16.90	\$12.90	\$14.90
Number.....	517	518	521	523	524	525	526	527	531
Price per dozen.....	\$11.20	\$10.60	\$16.20	\$11.90	\$14.90	\$14.90	\$11.20	\$11.90	\$ 9.70
Number.....	536	537	538	540	542	543	545	549	550
Price per dozen.....	\$10.00	\$11.90	\$ 9.10	\$15.90	\$10.40	\$10.40	\$ 9.50	\$11.90	\$11.90

Approximate weight per dozen, 56 pounds. Packed half dozen in a case unassembled.

No. 623

Combination of

No. 600 FrameDouble brace, single riveted;
painted red and varnished.**No. 23 Blade**

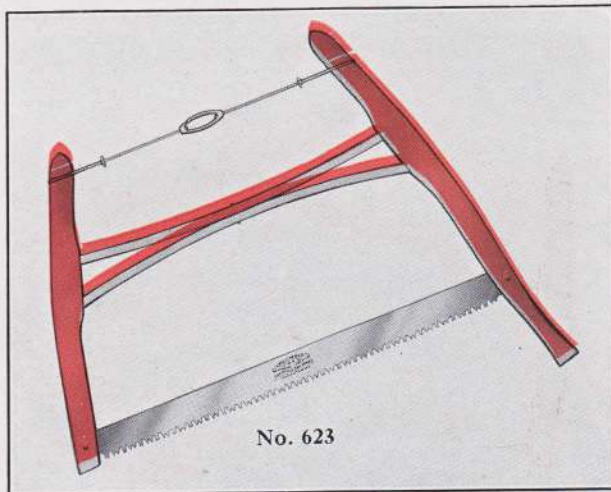
Specifications on page 192.

Clipper Rod

Price, complete . . . dozen \$11.10

No. N600 Frame, same style
as No. 600. Natural finish and
varnished; same price as No. 600.

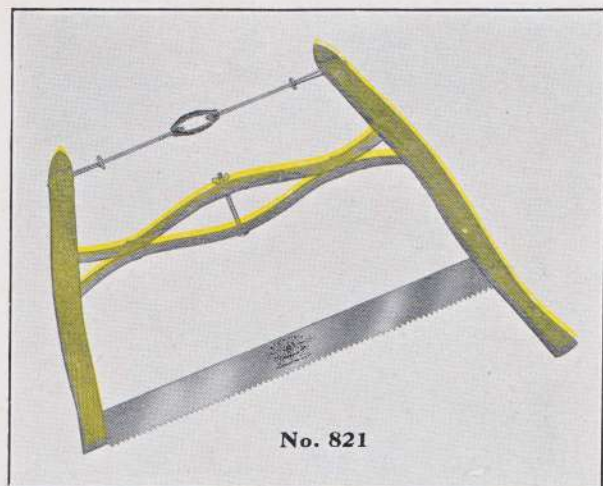
Any blade listed on pages 192
and 193 furnished with this frame
at the following list prices.



Number.....	601	602	604	606	608	609	611	614	616
Price per dozen.....	\$13.40	\$ 8.90	\$14.10	\$14.40	\$13.40	\$14.10	\$16.10	\$12.10	\$14.10
Number.....	617	618	621	623	624	625	626	627	631
Price per dozen.....	\$10.40	\$ 9.80	\$15.40	\$11.10	\$14.10	\$14.10	\$10.40	\$11.10	\$ 8.90
Number.....	636	637	638	640	642	643	645	649	650
Price per dozen.....	\$ 9.20	\$11.10	\$ 8.30	\$15.10	\$ 9.60	\$ 9.60	\$ 8.70	\$11.10	\$11.10

Approximate weight per dozen, 56 pounds. Packed half dozen in a case unassembled.

ATKINS WOOD SAWS COMPLETE

**No. 821**

Combination of

No. 800 Frame

Patented "Cantilever" design.
Selected maple, natural finish
and varnished.

No. 21 Blade

Specifications on page 192.

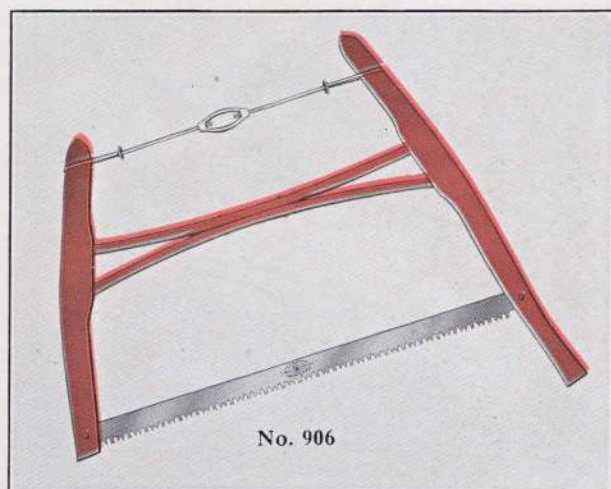
Jumbo Rod

Price, complete . . . dozen \$16.65

Any blade listed on pages 192
and 193 furnished with this frame
at the following list prices.

Number	801	802	804	806	808	809	811	814	816
Price per dozen	\$14.65	\$10.15	\$15.35	\$15.65	\$14.65	\$15.35	\$17.35	\$13.35	\$15.35
Number	817	818	821	823	824	825	826	827	831
Price per dozen	\$11.65	\$11.05	\$16.65	\$12.35	\$15.35	\$15.35	\$11.65	\$12.35	\$10.15
Number	836	837	838	840	842	843	845	849	850
Price per dozen	\$10.45	\$12.35	\$ 9.55	\$16.35	\$10.85	\$10.85	\$ 9.95	\$12.35	\$12.35

Approximate weight per dozen, 56 pounds. Packed half dozen in a case unassembled.

**No. 906**

Combination of

No. 900 Frame

Double brace, double riveted;
painted vermilion and var-
nished.

No. 6 Blade

Specifications on page 192.

Jumbo Rod

Price, complete . . . dozen \$15.45

No. N900 (Natural), **No. B900**
(Blue), **No. W900** (Walnut),
No. M900 (Mahogany) furnished
to order at same prices as No. 900.

Any blade listed on pages 192
and 193 furnished with this frame
at the following list prices.

Number	901	902	904	906	908	909	911	914	916
Price per dozen	\$14.45	\$ 9.95	\$15.15	\$15.45	\$14.45	\$15.15	\$17.15	\$15.15	\$15.15
Number	917	918	921	923	924	925	926	927	931
Price per dozen	\$11.45	\$10.85	\$16.45	\$12.15	\$15.15	\$15.15	\$11.45	\$12.15	\$ 9.95
Number	936	937	938	940	942	943	945	949	950
Price per dozen	\$10.25	\$12.15	\$ 9.35	\$16.15	\$10.65	\$10.65	\$ 9.75	\$12.15	\$12.15

Approximate weight per dozen, 56 pounds. Packed half dozen in a case unassembled.

ATKINS WOOD SAWS COMPLETE

No. 1240

Combination of

No. 1200 Frame

"Happy Medium" pattern, "V"
brace; painted vermillion and
varnished.


No. 40 Blade

Specifications on page 193.

Jumbo Rod

Price, complete . . . dozen \$16.15

Any blade listed on pages 192
and 193 furnished with this frame
at the following list prices.



Number.....	1201	1202	1204	1206	1208	1209	1211	1214	1216
Price per dozen.....	\$14.45	\$ 9.95	\$15.15	\$15.45	\$14.45	\$15.15	\$17.15	\$15.15	\$15.15
Number.....	1217	1218	1221	1223	1224	1225	1226	1227	1231
Price per dozen.....	\$11.45	\$10.85	\$16.45	\$12.15	\$15.15	\$15.15	\$11.45	\$12.15	\$ 9.95
Number.....	1236	1237	1238	1240	1242	1243	1245	1249	1250
Price per dozen.....	\$10.25	\$12.15	\$ 9.35	\$16.15	\$10.65	\$10.65	\$ 9.75	\$12.15	\$12.15

Approximate weight per dozen, 56 pounds. Packed half dozen in a case unassembled.

No. 1427

Combination of

No. 1400 Frame

Selected second-growth hickory.
Double brace, double riveted;
natural finish and varnished.


No. 27 Blade

Specifications on page 193.

Jumbo Rod

Price, complete . . . dozen \$12.80

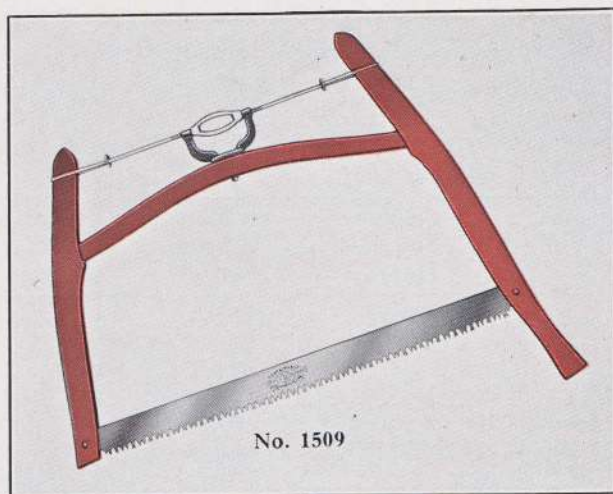
Any blade listed on pages 192
and 193 furnished with this frame
at the following list prices.



Number.....	1401	1402	1404	1406	1408	1409	1411	1414	1416
Price per dozen.....	\$15.10	\$10.60	\$15.80	\$16.10	\$15.10	\$15.80	\$17.80	\$15.80	\$15.80
Number.....	1417	1418	1421	1423	1424	1425	1426	1427	1431
Price per dozen.....	\$12.10	\$11.50	\$17.10	\$12.80	\$15.80	\$15.80	\$12.10	\$12.80	\$10.60
Number.....	1436	1437	1438	1440	1442	1443	1445	1449	1450
Price per dozen.....	\$10.90	\$12.80	\$10.00	\$16.80	\$11.30	\$11.30	\$10.40	\$12.80	\$12.80

Approximate weight per dozen, 56 pounds. Packed half dozen in a case unassembled.

ATKINS WOOD SAWS COMPLETE



No. 1509

Combination of

No. 1500 Frame

Special patented high arm frame,
for extra large sticks. Selected
hard maple, painted vermilion
and varnished.

No. 9 Blade

Specifications on page 192.

Jumbo Rod

Price, complete . . . dozen \$17.05

Any blade listed on pages 192
and 193 furnished with this frame
at the following list prices.

Number	1501	1502	1504	1506	1508	1509	1511	1514	151
Price per dozen	\$16.35	\$11.85	\$17.05	\$17.35	\$16.35	\$17.05	\$19.05	\$17.05	\$17.05
Number	1517	1518	1521	1523	1524	1525	1526	1527	1531
Price per dozen	\$13.35	\$12.75	\$18.35	\$14.05	\$17.05	\$17.05	\$13.35	\$14.05	\$11.85
Number	1536	1537	1538	1540	1542	1543	1545	1549	1550
Price per dozen	\$12.15	\$14.05	\$11.25	\$18.05	\$12.55	\$12.55	\$11.65	\$14.05	\$14.05

Approximate weight per dozen, 56 pounds. Packed half dozen in a case unassembled.

No. 1600

Same design as No. 1500, but made from Selected Hickory and finished either a malachite green or natural, varnished.

Number	1601	1602	1604	1606	1608	1609	1611	1614	1616
Price per dozen	\$17.20	\$12.70	\$17.90	\$18.20	\$17.20	\$17.90	\$19.90	\$17.90	\$17.90
Number	1617	1618	1621	1623	1624	1625	1626	1627	1631
Price per dozen	\$14.20	\$13.60	\$19.20	\$14.90	\$17.90	\$17.90	\$14.20	\$14.90	\$12.70
Number	1636	1637	1638	1640	1642	1643	1645	1649	1650
Price per dozen	\$13.00	\$14.90	\$12.10	\$18.90	\$13.40	\$13.40	\$12.50	\$14.90	\$14.90

Approximate weight per dozen, 56 pounds. Packed half dozen in a case unassembled.

WOOD SAW FRAMES

No.	Description	No.	Description
200	Atkins O. K., not painted	900	Atkins Extra, double rivet, vermilion
300	Atkins O. K., painted red	1200	Happy Medium, V brace, vermilion
500	Atkins Extra, single rivet, vermilion	1400	Old Hickory, natural finish varnished
600	Wood Brace, single rivet, painted red	1500	Atkins High Brace, vermilion
800	Cantilever, natural finish varnished	1600	Atkins High Brace, mission green

Wood saw parts when ordered separate will be packed in bulk.

RODS FOR WOOD SAW FRAMES

22-inch Clipper Rods, plain	per gross	\$10.00
22-inch Clipper Rods, tinned	per gross	12.50
22-inch Clipper Rods, waterproof	per gross	12.50
22-inch Jumbo Rods, tinned waterproof	per gross	18.00
22-inch Jumbo Rods, waterproof	per gross	18.00



ATKINS WOOD SAW BLADES

 ATKINS SILVER STEEL — EXTRA THIN BACK
 EXTRA POLISH — SPECIAL HAND FILED

No.	Style of Tooth	Shape	Width Inches	Finish	List per Dozen 30-inch	List per Dozen 32-inch
21.....	Plain	Straight	2 $\frac{3}{8}$	Straw	\$11.00	\$12.10
11.....	Tuttle	Breasted	2 $\frac{3}{8}$	Straw	11.70	12.85
6.....	Tuttle	Straight	1 $\frac{3}{4}$	Straw	10.00	11.00

The finest blades made. See illustrations on pages 193 and 194.

 ATKINS SILVER STEEL — SPECIAL THIN BACK
 FINE POLISH — HAND FILED

No.	Style of Tooth	Shape	Width Inches	Finish	List per Dozen 30-inch	List per Dozen 32-inch
1.....	Plain	Straight	2 $\frac{3}{8}$	Bright	\$9.00	\$ 9.90
8.....	Plain	Breasted	2 $\frac{3}{8}$	Bright	9.00	9.90
4.....	Tuttle	Straight	2 $\frac{3}{8}$	Bright	9.70	10.65
9.....	Tuttle	Breasted	2 $\frac{3}{8}$	Bright	9.70	10.65
14.....	Plain	Breasted	1 $\frac{3}{4}$	Blued	7.70	8.45

SHEFFIELD SAW WORKS—SPECIAL STEEL THIN BACK

No.	Style of Tooth	Shape	Width Inches	Finish	List per Dozen 30-inch	List per Dozen 32-inch
26.....	Plain	Straight	2 $\frac{1}{4}$	Bright	\$6.00	\$6.60
17.....	Plain	Breasted	2 $\frac{1}{4}$	Bright	6.00	6.60
50.....	Tuttle	Straight	2 $\frac{1}{4}$	Bright	6.70	7.35
23.....	Tuttle	Breasted	2 $\frac{1}{4}$	Bright	6.70	7.35
18.....	Plain	Breasted	1 $\frac{3}{4}$	Blued	5.40	5.95
36.....	Plain	Straight	1 $\frac{1}{4}$	Blued	4.80	5.30


CAST STEEL

No.	Style of Tooth	Shape	Width Inches	Finish	List per Dozen 30-inch	List per Dozen 32-inch
2.....	Plain	Straight	2	Bright	\$4.50	\$4.95
31.....	Plain	Breasted	2	Bright	4.50	4.95
42.....	Tuttle	Straight	2	Bright	5.20	5.70
43.....	Tuttle	Breasted	2	Bright	5.20	5.70
45.....	Plain	Breasted	1 $\frac{3}{4}$	Blued	4.30	4.75
38.....	Plain	Straight	1 $\frac{1}{4}$	Blued	3.90	4.30

ATKINS WOOD SAW BLADES

STYLES OF TEETH USED IN ATKINS WOOD SAW BLADES

CUTS SHOW ACTUAL SIZE OF TEETH



Add 70 cents per dozen to the list of Plain Tooth of the corresponding specifications for all styles of teeth shown in the cuts above, except for $4\frac{1}{2}$, 5, and $5\frac{1}{2}$ Point Plain Tooth.

No.	Style of Tooth	Shape	Width Inches	Finish	List Price 30-Inch per Dozen	List Price 32-Inch per Dozen
40.....	Universal	Straight	$1\frac{1}{2}$	Bright	\$11.60	\$12.75
16.....	Needle-Point	Breasted	$2\frac{3}{8}$	Bright	9.50	10.65
24.....	Matchless	Breasted	$2\frac{3}{8}$	Bright	9.50	10.65
25.....	Lightning	Straight	$2\frac{3}{8}$	Bright	9.50	10.65
27.....	Peg	Breasted	$2\frac{1}{4}$	Bright	6.50	7.35
37.....	Large Tuttle	Straight	$2\frac{1}{4}$	Bright	6.50	7.35
49.....	Lance	Breasted	$2\frac{1}{4}$	Bright	6.70	7.35

ATKINS CELEBRATED WOOD SAW BLADES



Plain Tooth



Tuttle Tooth



Diamond Tooth



Peg Tooth



Universal Tooth



Tuttle Tooth



Needle Point



Matchless Tooth

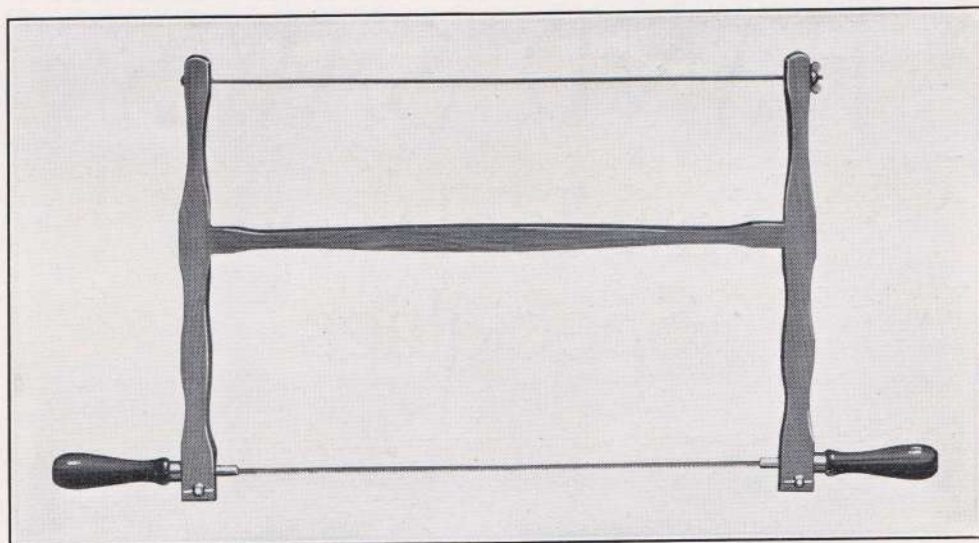


Lightning Tooth



Tuttle Tooth

ATKINS "AAA" WEB SAW FRAME



A finely finished, high-grade frame.

Made of selected hardwood stock, two coats of varnish, natural color. Arms $14\frac{3}{4}$ inches long by $\frac{7}{8}$ inch thick, rounded and shaped.

Rod $\frac{3}{16}$ inch thick, with thumb nut for tension.

4-inch hardwood handle, finished red. A steel socket $1\frac{1}{2}$ inches by $\frac{3}{8}$ inch, slit $\frac{1}{2}$ inch by $\frac{1}{16}$ inch to receive blade, is driven into handle and fastened with a set pin. Steel ferrule, nickel plated.

Takes regularly punched Turning Web Blades, from 12 to 24 inches by $\frac{3}{16}$ inch. Blade may be turned to cut at any angle.


Packed one only in a pasteboard box, knocked down.

Length of Blade	Length Over All	Price per Dozen Complete	Price Blades Only per Dozen	Weight Pounds per Dozen
12	15	\$18.25	\$2.35	10
14	17	19.00	2.60	11
18	21	19.85	3.25	12
20	23	20.60	3.75	13
22	25	21.50	4.10	14
24	27	22.35	4.60	15

These frames will take a wider blade if desired. Above prices based on blades $\frac{3}{16}$ inch wide.

ATKINS HAND SAWS

Saw Tools and
Specialties



ATKINS HAND, PANEL AND RIP SAWS

SILVER STEEL

Atkins Silver Steel Hand, Rip and Panel Saws are original in design, distinctive in character and of scientific construction throughout.

Silver Steel, our exclusive formula, is the finest material that has ever been used in making saws.

The heat treatment is prescribed in the laboratory after careful analysis. We use gas in our tempering furnaces. This insures an even heat treatment. Through the use of patented machinery, the exact temperature specified by the laboratory is supplied which results in a certain and uniform hardness and toughness.

GRINDING

The machinery employed in grinding all Silver Steel Saws is of our own patented construction. The process is called "Taper Grinding."

The blades are ground of even thickness along the entire toothed edge and are the same gauge on the back at the butt and gradually taper towards the point on the back.

This renders the blade stiff, but gives it clearance, permitting it to drop readily in the cut without binding and to run free and easy with but very little set.

SMITHING

All Silver Steel Saws are smithed by hand. This is a most important process, not apparent in the finished saw. It removes any unevenness which may have been produced in the tempering processes and insures a saw which will cut true to the line.

THE HANDLE

We make, with some slight variation, two styles of handles; the old style straight across shape and the Atkins Improved Perfection Pattern. Our Perfection Handle is individual and distinctively Atkins.



Nos. 52, 66, 51, 67, 64, 54 and 55 are made with the old style straight across handle. Nos. 400, 401, 68, 69, 53 and 65 are made with the Perfection Handle.

It will be seen that we can, therefore, furnish the genuine Silver Steel Blade, Taper Ground and with all the other distinctive and exclusive Atkins features, with the old style straight across handle, if preferred. We recommend, however, the Perfection Pattern for the reason that it is easier to operate.

If you will notice the illustration to the left and will follow the straight line in this picture, you will see that every ounce of power is primarily directed upon the cutting edge. But with the old style handle (shown by dotted line) the greatest force is applied upon the back of the saw, thus wasting the user's energy unnecessarily.

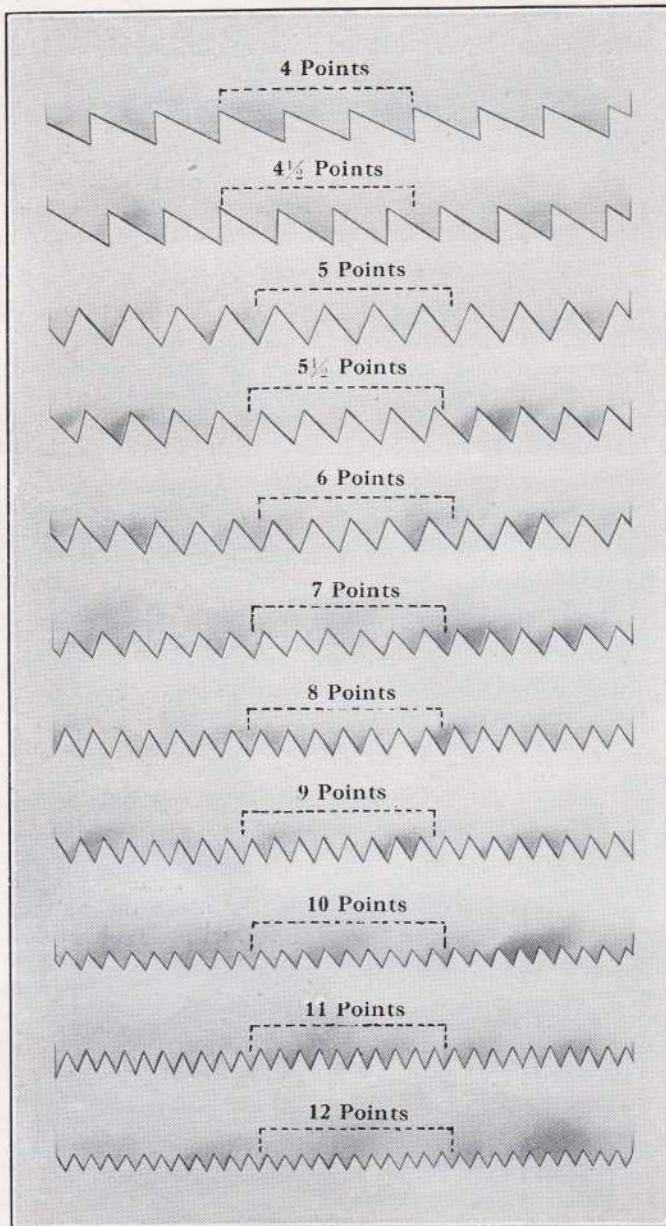
HOW PACKED

All Atkins Silver Steel Hand, Rip and Panel Saws are packed in a moisture-proof bag and then placed in cardboard boxes. This renders them less liable to damage and insures a handsome uniform shelf package.

The Atkins label is blue and white and is easily distinguishable at a distance on account of its original and attractive appearance.

All Atkins Silver Steel Saws bear the signature "E. C. Atkins & Co." together with our "AAA" trade-mark, which is plainly etched on the blade. None others are genuine, nor are Atkins Silver Steel Saws ever sold under any other brand than Silver Steel.

NUMBER OF POINTS PER INCH IN SAWS



To prevent error in ordering, we are showing on this page a full-sized illustration of the various points of saw teeth from four to twelve.

SPECIAL NOTICE

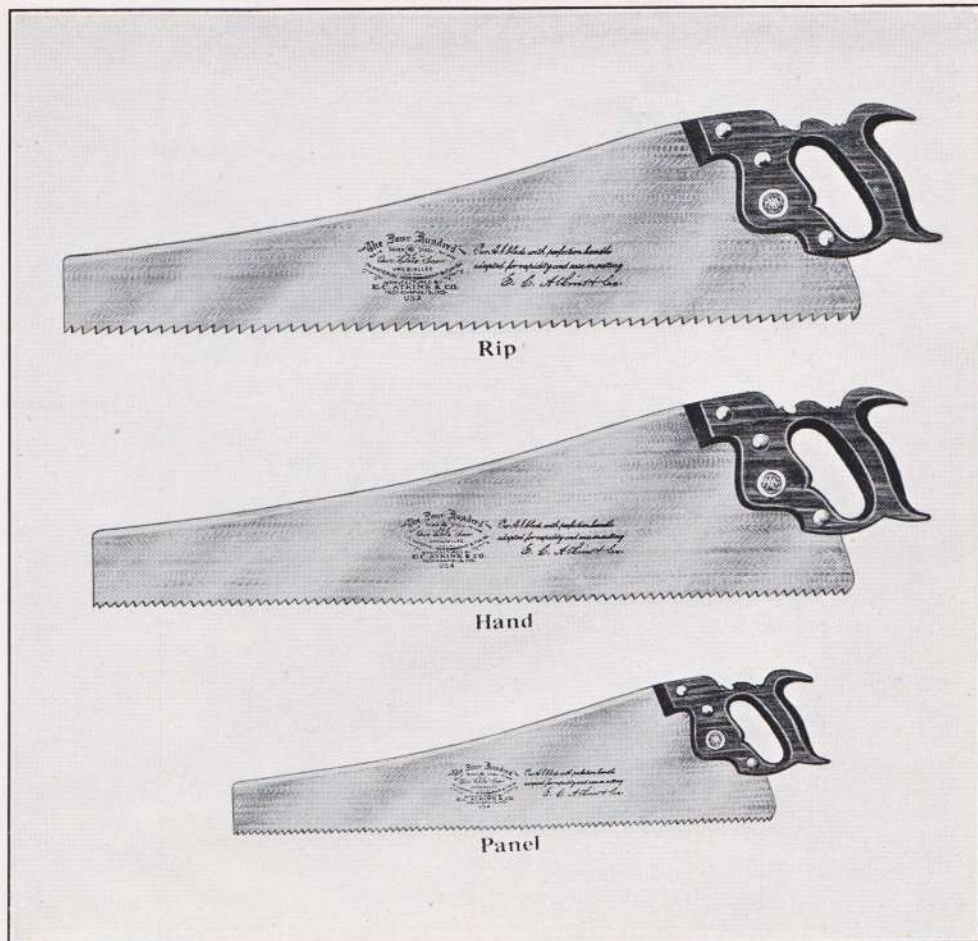
Please note particularly that the term "point per inch" in all types of saw teeth indicates the number of tooth points occurring Within a Space of One inch.

It does not mean that in a four point saw, for instance, there are four entire teeth to each inch. On the other hand, there are really always One Less Tooth Per Inch Than Points.



ATKINS HAND, PANEL AND RIP SAWS

SILVER STEEL



Rip

Hand

Panel

ATKINS No. 400 HAND SAW

This is the finest hand saw that has ever been manufactured. A beautifully proportioned tool. Creates a decided impression wherever seen. The blade is of genuine Atkins Silver Steel which is given an extremely hard tough temper, insuring the greatest life to the sharp, keen cutting teeth. It is skew back, Atkins Taper Ground and will, therefore, run free and easy as the blade has ample clearance and requires very little set. The handle is of solid rosewood, piano finish, Perfection Pattern. Fastened to the blade by three nickel-plated screws and a medallion. Each saw is enclosed in a moisture-proof bag to prevent rusting. Packed one in a handsome box covered with highly finished gloss paper and beautifully labelled.

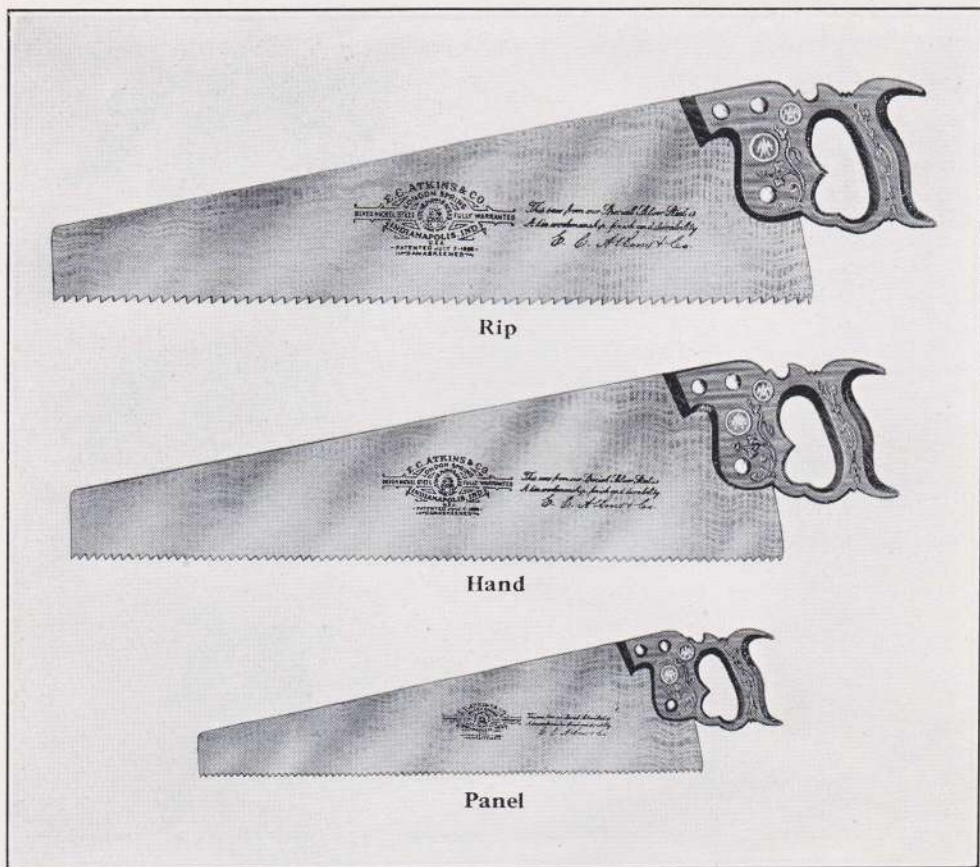
The genuine is etched "The Four Hundred" "E. C. ATKINS & Co."

Length Nos. 400 and 401. inches	16	18	20	22	24	26	28	30
Price, Nos. 400 and 401 per dozen	\$33.00	\$36.00	\$39.00	\$42.00	\$45.00	\$48.00	\$55.00	\$61.00
Width at butt, No. 400. inches				5 $\frac{1}{8}$		7	7 $\frac{3}{8}$	
Width at butt, No. 401. inches				5 $\frac{1}{8}$		7	7 $\frac{1}{2}$	
Width at point, No. 400. inches				2 $\frac{1}{4}$		2 $\frac{3}{4}$	2 $\frac{7}{8}$	
Width at point, No. 401. inches				2 $\frac{3}{8}$		2 $\frac{5}{8}$	3	
Weight, No. 400, per dozen pounds	19	21 $\frac{3}{4}$	25	28	31 $\frac{1}{2}$	39	43	48
Weight, No. 401, per doz., unpacked. . . pounds	14 $\frac{1}{2}$	16 $\frac{1}{2}$	18 $\frac{1}{2}$	21 $\frac{1}{2}$	25 $\frac{1}{4}$	27	31 $\frac{1}{4}$	35

Our No. 401 is the same as No. 400, except it is made with a Straight Back instead of Skew Back.

ATKINS HAND, PANEL AND RIP SAWS

SILVER STEEL



ATKINS No. 64 HAND SAW

An old and popular pattern. Full width heavy blade, particularly adapted for all kinds of carpentry work where fast and accurate cutting is required. London spring temper. Silver nickel steel. Atkins Damaskeen Finish. Taper Ground. Straight back.

The handle is of thoroughly seasoned applewood. Old Style, Straight Across Pattern. Atkins exclusively Embossing. Varnished all over and finely polished. Fastened to the blade by three brass screws and brass medallion. Packed one only in moisture-proof bag, one-third dozen in a box.

Length.....inches	16	18	20	22	24	26	28	30	32
Price.....per dozen	\$18.75	\$21.00	\$23.50	\$26.00	\$28.50	\$30.00	\$35.00	\$41.00	\$47.50
Width at butt.....inches				6		7 $\frac{1}{4}$	7 $\frac{1}{2}$		
Width at point.....inches				2 $\frac{3}{8}$		2 $\frac{3}{4}$	3		
Weight, per doz., unpacked, pounds	12	14	16	19 $\frac{1}{2}$	21 $\frac{3}{4}$	26 $\frac{1}{4}$	29 $\frac{1}{2}$	33 $\frac{3}{4}$	37

ATKINS HAND, PANEL AND RIP SAWS

SILVER STEEL



Rip



Hand



Panel

ATKINS No. 68 HAND SAW

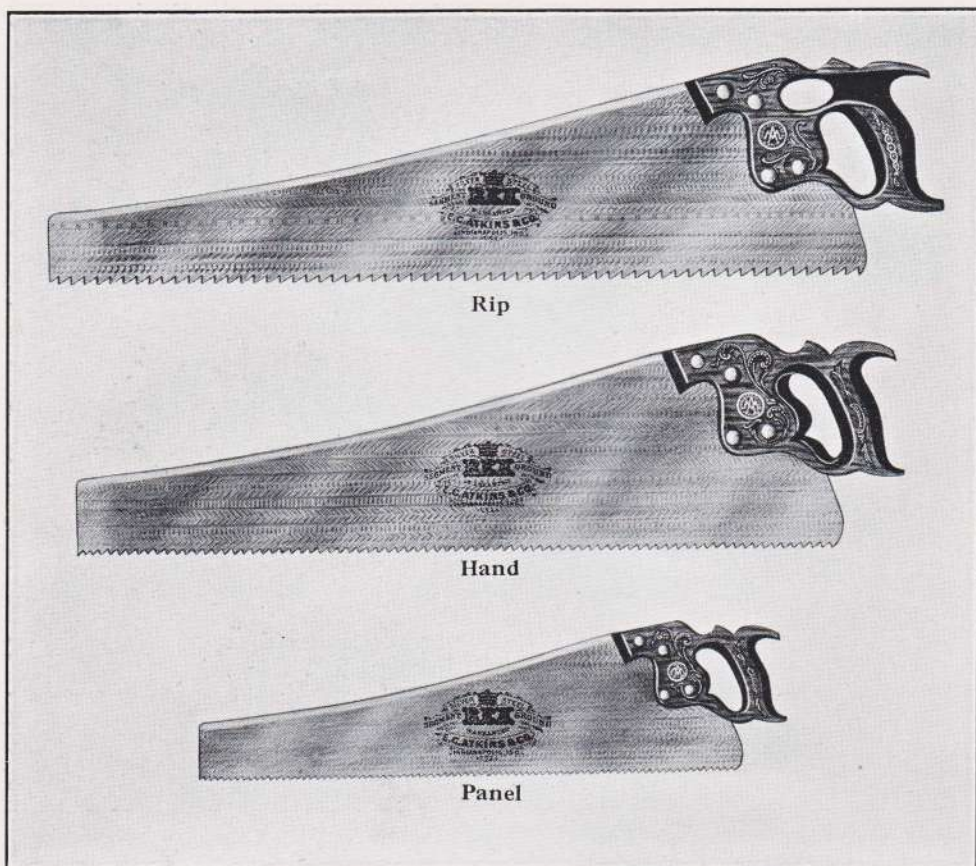
Next to Atkins No. 400, this is the finest skew back hand saw made. It is similar in general construction to No. 69, which is listed here, excepting that it has a skew back, while the No. 69 is straight back. The blade is of Atkins Silver Steel, very finely tempered. Taper Ground, and given the Atkins Mirror or Rex finish. Ribbon back.

The handle is of thoroughly seasoned, carefully selected applewood, Perfection Pattern with the Atkins exclusive Embossing. Varnished all over and highly polished. Fastened to the blade by three nickeled screws and a nickeled medallion. Packed one in moisture-proof bag, one-third dozen in a box.

Length, No. 68.....inches	16	18	20	22	24	26	28	30	32
Price.....per dozen	\$17.50	\$19.50	\$21.50	\$23.50	\$25.50	\$27.50	\$31.50	\$36.50	\$42.50
Width at butt.....inches				5 ⁷ / ₈		7	7 ³ / ₈		
Width at point.....inches				2 ¹ / ₄		2 ³ / ₄	2 ⁷ / ₈		
Weight, per dozen.....pounds	12 ³ / ₄	13 ¹ / ₄	15 ¹ / ₄	17 ³ / ₄	19 ¹ / ₂	24 ³ / ₄	29 ¹ / ₂	30 ³ / ₄	32 ³ / ₄
Length, No. 69.....inches	16	18	20	22	24	26	28	30	32
Price.....per dozen	\$16.50	\$18.50	\$20.50	\$22.50	\$24.50	\$26.50	\$30.50	\$35.50	\$41.50
Width at butt.....inches				5 ⁷ / ₈		7	7 ¹ / ₂		
Width at point.....inches				2 ³ / ₈		2 ⁵ / ₈	3		
Weight, per dozen.....pounds	10 ¹ / ₂	12 ¹ / ₂	14 ¹ / ₂	18	19 ¹ / ₂	27	28 ¹ / ₂	31	33

ATKINS HAND, PANEL AND RIP SAWS

SILVER STEEL



ATKINS No. 66 HAND SAW

This is a finely proportioned saw. It is given the Atkins exclusive Mirror or Rex Finish. The blade is of Atkins Silver Steel and is Taper Ground by Atkins exclusive process. Skew back. Ribbon edge.

The handle is of genuine applewood. Old style pattern. Varnished all over. Handsomely Embossed. Highly polished. Fastened to the blade by four nickel-plated screws and a nickel-plated medallion. Packed in moisture-proof bag, one-third dozen in a box.

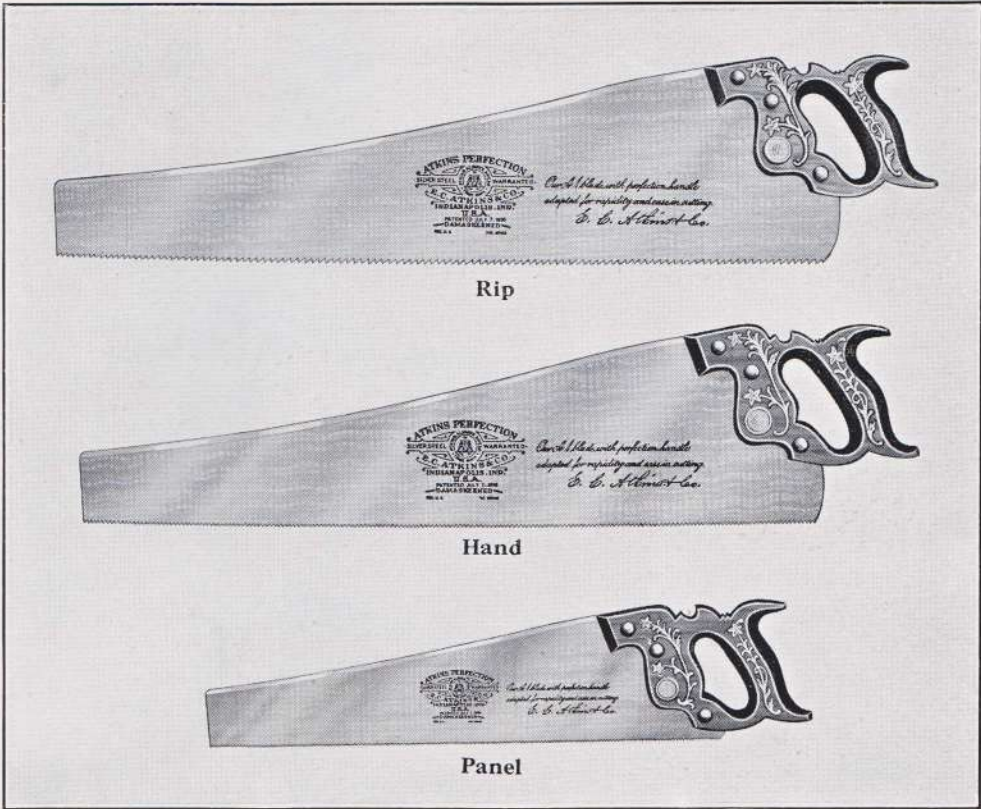
No. 67, listed below, is similar to No. 66, excepting that it is straight back.

Length No. 66 inches	16	18	20	22	24	26	28	30	32
Price per dozen	\$17.00	\$19.00	\$21.00	\$23.00	\$25.00	\$27.00	\$31.00	\$36.00	\$42.00
Width of butt inches				5 $\frac{7}{8}$		7	7 $\frac{3}{8}$		
Width at point inches				2 $\frac{1}{4}$		2 $\frac{3}{4}$	2 $\frac{7}{8}$		
Weight, per dozen pounds	12	13	14	17	19 $\frac{1}{2}$	25	29 $\frac{1}{4}$	33	38
Length, No. 67 inches	16	18	20	22	24	26	28	30	32
Price per dozen	\$16.00	\$18.00	\$20.00	\$22.00	\$24.00	\$26.00	\$30.00	\$35.00	\$41.00
Width at butt inches				5 $\frac{3}{4}$		7 $\frac{1}{8}$	7 $\frac{1}{2}$		
Width at point inches				2		2 $\frac{3}{4}$	2 $\frac{7}{8}$		
Weight, per dozen pounds	11 $\frac{1}{2}$	13	14 $\frac{1}{4}$	17 $\frac{1}{2}$	19 $\frac{1}{2}$	25	29 $\frac{1}{2}$	33	38

These saws, 28 inches and over, are furnished with thumb hole in handle, in Rip but not Hand.

ATKINS HAND, PANEL AND RIP SAWS

SILVER STEEL



ATKINS No. 53 HAND SAW

Atkins No. 53 Hand Saw embodies all the distinctive Atkins characteristics. It is widely known, wherever the finest saws are used.

The blade is of Atkins Silver Steel, scientifically hardened and tempered, Damascus Finish. Taper Ground. Skew back. Ribbon edge.

The handle is of genuine applewood, Perfection Pattern, attractively Embossed. Varnished all over. Highly polished. Fastened to the blade by three brass screws and medallion. Packed in moisture-proof bag, one-third dozen in a box.

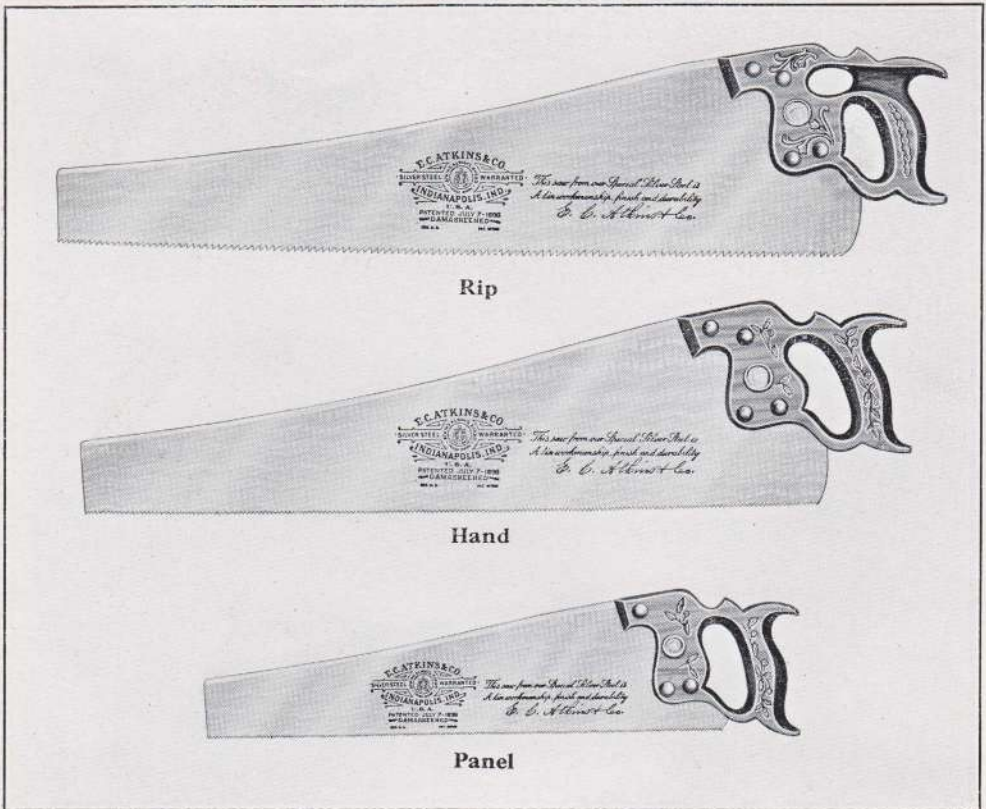
The genuine saw has the name "E. C. ATKINS & CO." and our AAA trade mark plainly etched on the blade.

The No. 65 on page 205, is similar to No. 53, excepting straight back.

Length.....inches	16	18	20	22	24	26	28	30
Price.....per dozen	\$16.75	\$18.50	\$20.50	\$22.50	\$24.50	\$25.50	\$28.75	\$32.50
Width at butt.....inches				5⅞		7	7⅞	
Width at point.....inches				2¼		2¾	2⅞	
Weight, per dozen.....pounds	12¾	13¼	15¼	17¾	19½	24¾	29¾	31

ATKINS HAND, PANEL AND RIP SAWS

SILVER STEEL



ATKINS No. 51 HAND SAW

A very popular pattern. Strictly high grade. Designed for a general purpose saw. The Atkins scientific construction throughout. The blade is of genuine Atkins Silver Steel and the teeth will, therefore, hold their sharp cutting edge remarkably. Skew back. Atkins Patent Taper Ground. This insures rapid, accurate cutting. Hand Smithed, Damaskeen Finish. Ribbon back.

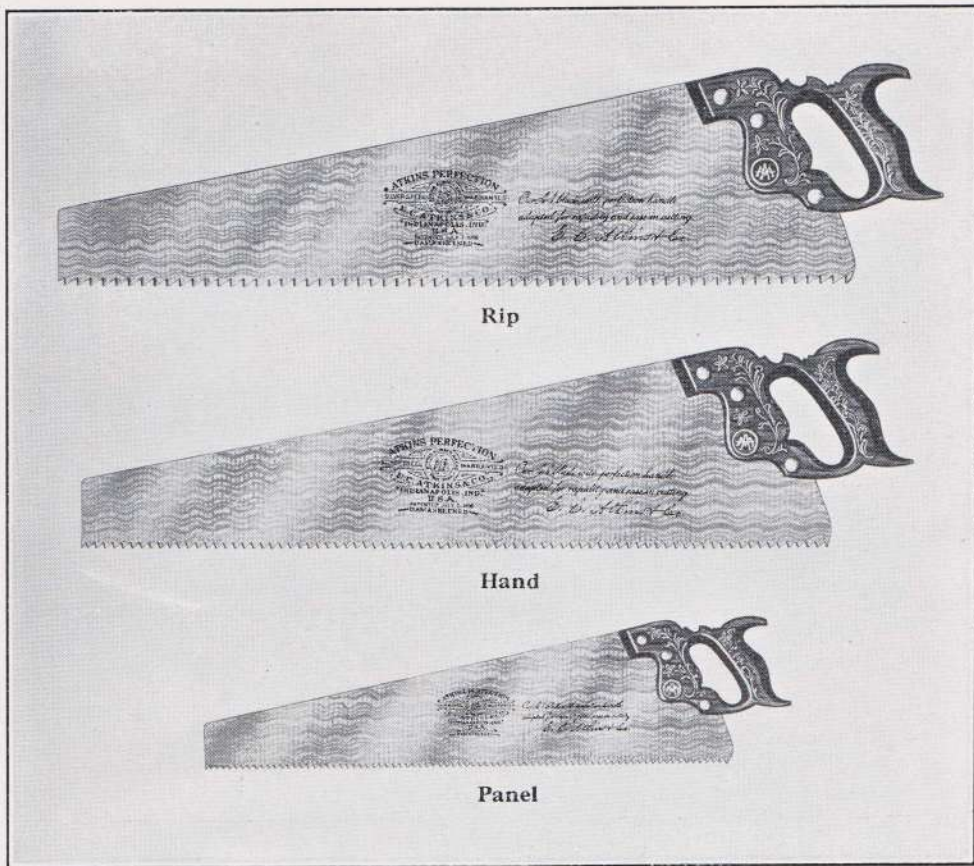
The handles are made of genuine applewood, thoroughly seasoned, to prevent shrinking. Old style straight across pattern, finished with Atkins exclusive Embossing. Varnished all over. Polished. Fastened to the blade by four brass screws and a brass medallion. Each saw is enclosed in a moisture-proof bag to prevent rusting. Packed one-third dozen in a box.

The No. 51 is supplied with thumb hole in handle in lengths of 28 inches and over.

Length.....inches	16	18	20	22	24	26	28	30	32
Price.....per dozen	\$16.00	\$17.75	\$19.50	\$21.75	\$23.50	\$24.50	\$27.75	\$31.00	\$35.00
Width at butt.....inches				5 ⁷ / ₈		7	7 ³ / ₈		
Width at point.....inches				2 ¹ / ₄		2 ³ / ₄	2 ⁷ / ₈		
Weight, per dozen.....pounds	10 ¹ / ₂	13	16 ¹ / ₂	19 ³ / ₄	22 ¹ / ₄	27 ³ / ₄	29 ³ / ₄	33	38

ATKINS HAND, PANEL AND RIP SAWS

SILVER STEEL



ATKINS No. 65 HAND SAW

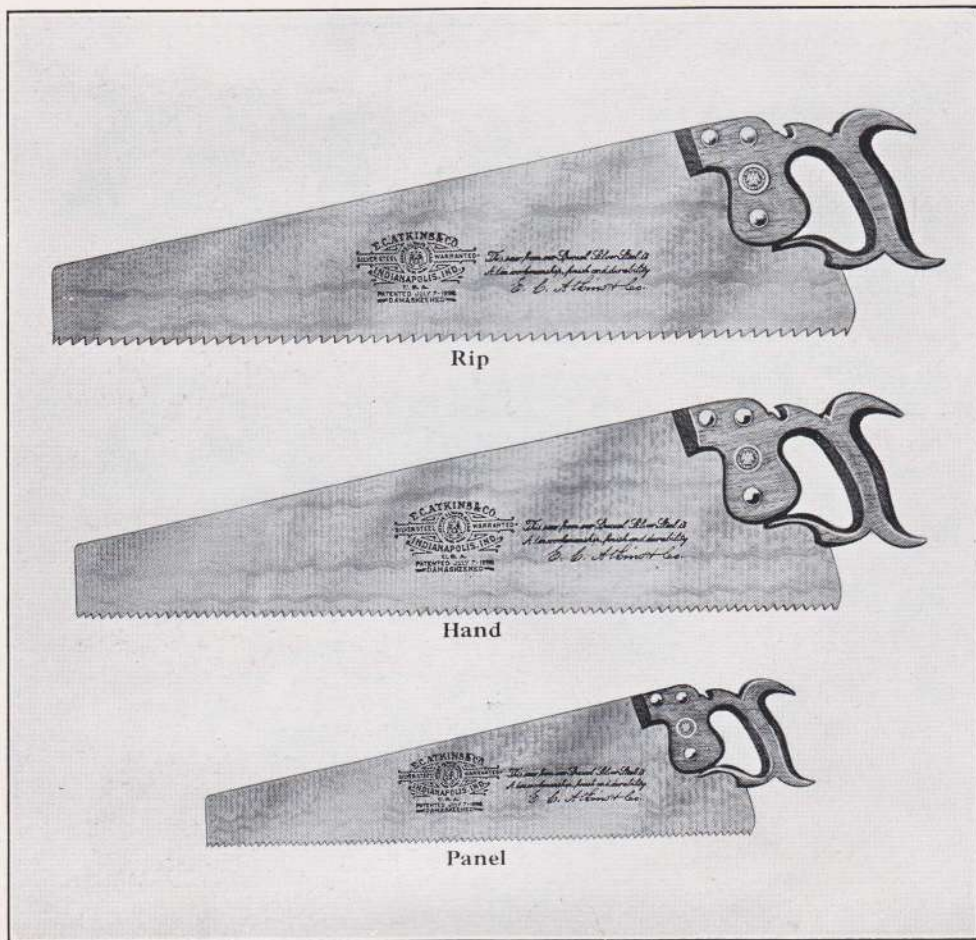
This is the companion saw to No. 53 illustrated on page 203, and is similar excepting that it is made with a straight back. The blade is of Atkins Silver Steel, and is given the exclusive Atkins Damaskeen Finish. Taper Ground, Tempered by Atkins exclusive process.

The handle is the Atkins Perfection Pattern. Applewood, thoroughly seasoned, varnished all over, finely finished. The Atkins exclusive Embossing instead of carving, gives it a beautiful appearance. Fastened to the handle by three brass screws and a medallion. Packed one only in moisture-proof bag, one-third dozen in box.

Length.....inches	16	18	20	22	24	26	28	30
Price.....per dozen	\$16.00	\$17.50	\$19.50	\$21.00	\$23.00	\$24.50	\$28.75	\$32.50
Width at butt.....inches				5¾		7⅛	7½	
Width at point.....inches				2		2¾	2⅞	
Weight, per dozen.....pounds	12½	14¼	16	19¾	22	26¾	29½	31¾

ATKINS HAND, PANEL AND RIP SAWS

SILVER STEEL



Rip

Hand

Panel

ATKINS No. 54 HAND SAW

An extremely fine popular price saw. The blade is of Atkins Silver Steel. Straight back. Damaskeen Finish. Taper Ground. Tempered by Atkins exclusive process.

The handle is of thoroughly seasoned, extra fine quality of beech. Smoothly finished. Varnished all over and polished, not carved. Fastened to the blade by three brass screws, and a medallion. Packed in moisture-proof bag to prevent rusting. One-third dozen in a box.

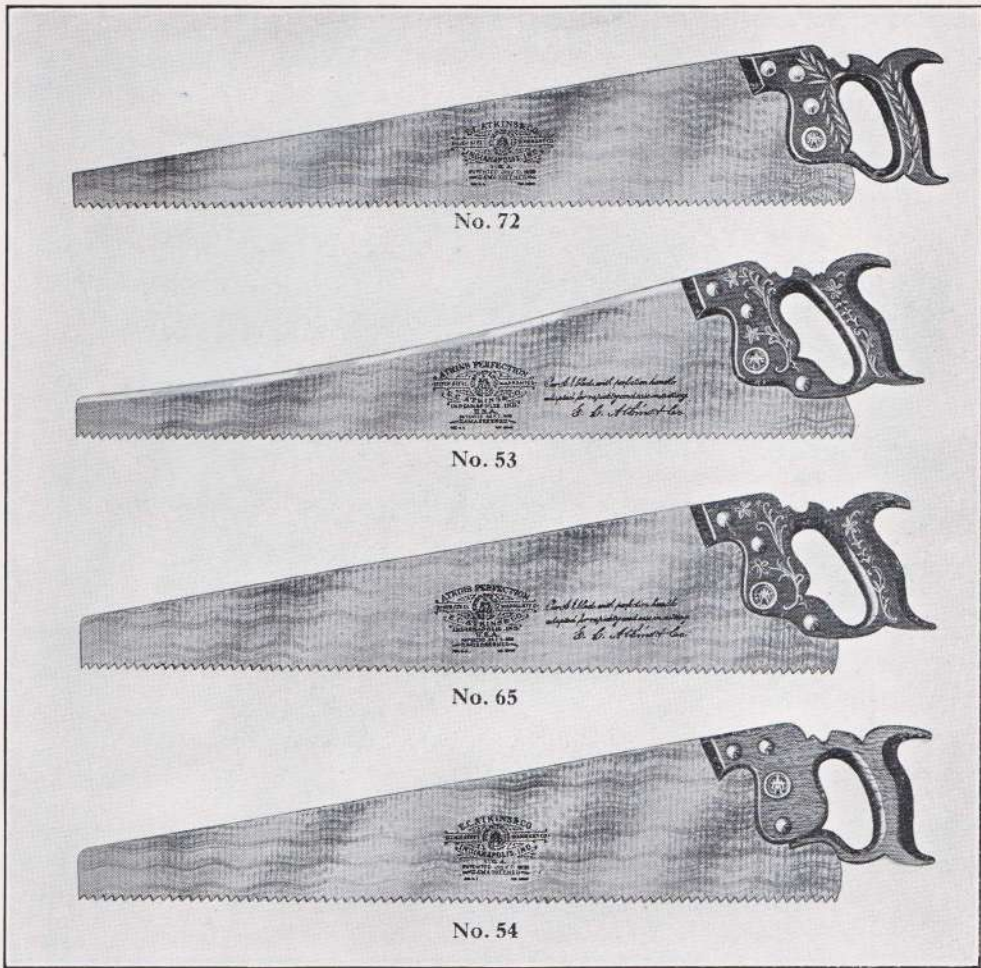
Length.....inches	12	14	16	18	20	22	24	26	28	30	32	34	36
Price.....per dozen	\$12.00	12.00	13.00	14.00	16.00	18.00	19.00	20.00	23.25	27.00	30.25	34.50	38.75
Width at butt.....inches						6		7 $\frac{1}{8}$	7 $\frac{1}{4}$				
Width at point.....inches						2 $\frac{3}{8}$		2 $\frac{3}{4}$	3				
Weight, per dozen...pounds	9 $\frac{1}{4}$	15	11 $\frac{3}{4}$	13	15 $\frac{1}{2}$	17 $\frac{1}{2}$	21 $\frac{1}{2}$	26 $\frac{1}{4}$	28 $\frac{1}{2}$	31	33 $\frac{1}{4}$	35 $\frac{1}{2}$	38

The No. 55 saw which is not illustrated but listed, is the same as No. 54 except it is furnished with applewood handle instead of beech.

Length.....inches	16	18	20	22	24	26	28	30
Price.....per dozen	\$14.50	\$16.00	\$18.00	\$19.50	\$21.50	\$23.00	\$26.75	\$31.00
Width at butt.....inches				6		7 $\frac{1}{4}$	7 $\frac{1}{2}$	
Width at point.....inches				2 $\frac{3}{8}$		2 $\frac{3}{4}$	3	
Weight, per dozen...pounds	12	13	15	19 $\frac{1}{4}$	21 $\frac{1}{4}$	26 $\frac{1}{2}$	29	34 $\frac{1}{2}$

ATKINS HAND, PANEL AND RIP SAWS

SHIP CARPENTERS' SILVER STEEL



No. 72, Narrow Pattern. Silver Steel, Damaskeened, carved apple handle. The 26-inch blades are 5¾ inches wide at the butt, and 1¾ inches wide at the point. Other lengths are of proportionate widths.

No. 53, Ship Carpenters. Silver Steel, skew back, Damaskeened, embossed and polished applewood handle, Perfection Pattern.

No. 65, Ship Carpenters. Silver Steel, Damaskeened, embossed and polished applewood handle, Perfection Pattern.

No. 54, Ship Carpenters. Silver Steel, Damaskeened, beech handle, polished edge.

Length.....inches	14	16	18	20	22	24	26	28	30
Price, No. 72.....per dozen	\$16.00	\$17.50	\$19.50	\$21.00	\$23.00	\$24.50	\$28.75	\$32.50	
Price, No. 53.....per dozen	16.75	18.50	20.50	22.50	24.50	25.50	28.75		
Price, No. 65.....per dozen	16.00	17.50	19.50	21.00	23.00	24.50	28.75		
Price, No. 54.....per dozen	\$12.00	13.00	14.00	16.00	18.00	19.00	20.00	23.25	
Weight, No. 72, per dozen, pounds	12¾	14½	16¼	17	18	19½	23½	26¾	
Weight, No. 53, per dozen, pounds	12	13½	15	17	19¾	21	23		
Weight, No. 65, per dozen, pounds	12	13½	15	17	19¾	21	23		
Weight, No. 54, per dozen, pounds	9¼	12	13½	15	17	19¾	21	23	


Ship point saws will be made in any quality of Atkins brand at their respective prices.

Above packed one-third dozen in box.



ATKINS HAND, PANEL AND RIP SAWS

SILVER STEEL



ATKINS No. 52 HAND SAW

This saw is made for fine cabinet work, where a very smooth cut is essential. It is given an extra fine hard temper, so that the teeth may be sharpened to an extremely keen cutting edge. It is ground with an extra thin taper back, also slightly hollow, which gives it ample clearance. The teeth are sharpened to a needle point. It runs without set. Blade skew back, Atkins Silver Steel, polished finish.


The handle is of thoroughly seasoned air-dried applewood. Old Style, Straight Across Pattern. Atkins original exclusive Embossing. Fastened to the blade by four brass screws and a brass medallion. Sizes under 26 inches, three brass screws and a medallion. Packed one in a moisture-proof bag, one-third dozen in a box.

Length.....	inches	16	18	20	22	24	26	28	30
Price.....	per dozen	\$24.00	\$26.25	\$28.50	\$31.75	\$34.00	\$35.00	\$39.25	\$43.75
Weight, per dozen, unpacked.....	pounds	13	14 $\frac{3}{4}$	15 $\frac{3}{4}$	17 $\frac{1}{4}$	20	24 $\frac{1}{4}$	29 $\frac{3}{4}$	30 $\frac{1}{4}$
Width at butt.....	inches				5 $\frac{7}{8}$		7	7 $\frac{3}{8}$	
Width at point.....	inches				2 $\frac{1}{4}$		2 $\frac{3}{4}$	2 $\frac{1}{8}$	



ATKINS SPECIAL SAWS

SILVER STEEL



ATKINS No. 61 SILVER STEEL HAND SAW

No. 61, Silver Steel, warranted, Damascus Finish, combined rule and square, carved apple handle.

We will furnish this saw when so ordered, with a brass plate on the straight edge of the handle, to prevent wear.

Length.....	inches	* 26
Price, with plate.....	per dozen	\$29.00
Price, without plate.....	per dozen	26.00
Weight, per dozen (Packed one-third dozen in box).....	pounds	26

ATKINS No. 80 FINISHING SAW

Atkins No. 80 Finishing Saw is made for all kinds of fine interior work. It is ground to run without set in seasoned lumber, being much thinner on the back, then gradually tapering to the point. It will be appreciated by the most skilled mechanics, such as Trimmers, Cabinet Makers, Ship Joiners, Shop Hands, etc.

The Saw is not warranted for rough usage.

Made of Silver Steel, $6\frac{1}{8}$ inches wide at butt and $2\frac{1}{4}$ inches wide at point. Toothed edge is ground to 20 gauge and tapered throughout the blade to 22 gauge at butt and 25 gauge at point on the back. Damascus finish.

The Handle is a new pattern, shaped so that the entire blade may be used. Made of applewood, varnished and polished all over. Three brass screws and a brass screw medallion. Made in 26-inch only, and in 10, 11 and 12 point.

Each Saw packed in moisture-proof bag, $\frac{1}{3}$ of a dozen to the box.

Length.....	inches	26
Price.....	per dozen	\$24.50
Weight per dozen.....	pounds	24

ATKINS No. 100 FLOORING SAW

This saw is designed for sawing into flat surfaces, such as floors, without the necessity of boring or using a keyhole saw or chisel.

It is made of Silver Steel and tempered very hard and tough and will withstand severe usage. It is straight ground, to retain proper stiffness, same gauge on tooth edge and back. The teeth are bevel filed. Blade is $4\frac{1}{8}$ inches wide at the butt, $4\frac{1}{8}$ inches at the breast. Finely polished and finished.

The handle is thoroughly seasoned, air-dried applewood, varnished and polished all over, fastened to the blade by three brass screws and a medallion.


Made in ten point, unless otherwise specified. Packed one-third dozen in a handsome shelf box, attractively labeled.

Price, 18 inch.....	per dozen	\$23.00
---------------------	-----------	---------

Larger sizes, prices on application.

ATKINS HAND, PANEL AND RIP SAWS

ATKINS IMPROVED UNIVERSAL HAND SAW



This new style of tooth is being supplied on Hand, Cross Cut, One-Man and Wood Saw Blades. The arrangement of cutting teeth, gullets and general construction produces saws which not only cut exceedingly fast, but will operate equally well in either cross cutting, mitreing or ripping. In other words, saws with the Universal Teeth, are Triple Duty Saws.

They are particularly adapted for heavy service and as an all around general utility saw, there is nothing on the market that equals them. In hand saws, they are recommended for farm use and are also desirable for heavy framing purposes, such as concrete work, ship building, car repairing, and in work around mines, etc.

This style of tooth is popular for use on wood saw blades as the cutting quality is not affected through coming in contact with knots or any variation in the grain.

For One-Man Saws, we recommend the Improved Universal Tooth, as it will cut extremely fast at any angle.

In the above, we show hand saw teeth in exact size. The other types of saws have a similarly shaped tooth and vary only as to size.

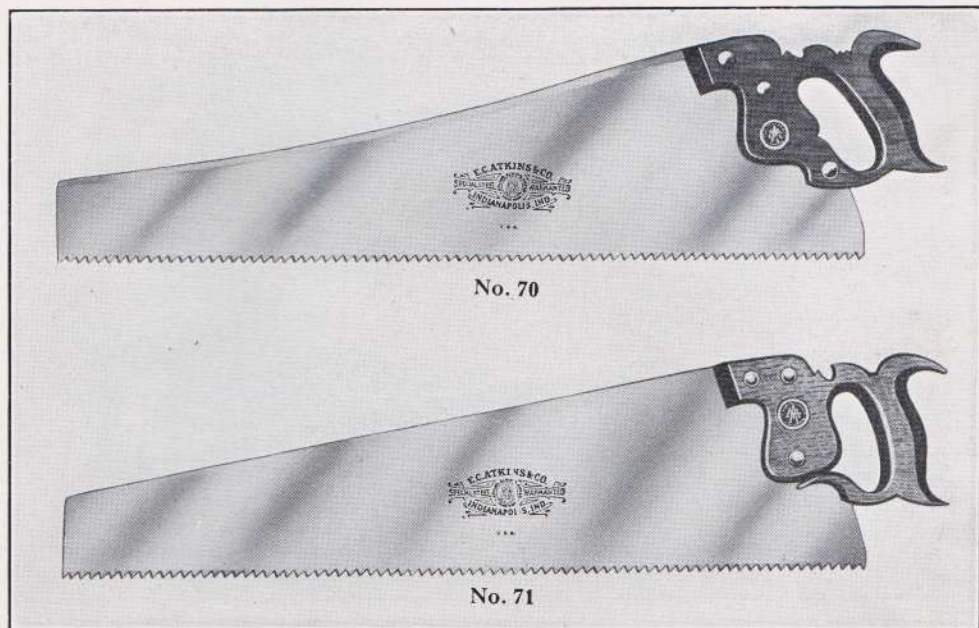
You will note that these teeth are filed with a bevel much the same as in a Diamond Point Cross Cut Saw. Each tooth is beveled on the alternate sides. The middle tooth only is set. The rakers (those with one straight side next to the large gullet) are not set, nor are they filed on the large gullet side, but they are filed and beveled on the edge next the middle cutter; each section, therefore, contains three cutting teeth and two rakers.

This style of tooth in hand, rip and panel saws is listed below. It will also be found listed in the Cross Cut, One-Man and Wood Saw sections.

Complete instructions for filing are packed with each Universal Saw.

Length.....inches	16	18	20	22	24	26	28	30	32
Price, No. 93, silver steel. per dozen	\$29.50	\$30.50	\$31.50	\$33.00	\$34.50	\$36.00	\$40.00	\$44.00	\$48.00
Price, No. 94, silver steel. per dozen	25.50	26.50	27.50	28.50	30.00	31.50	34.00	37.50	41.50
Price, No. 96, Sheffield steel, per dozen	21.00	22.00	23.00	24.00	25.00	26.50	29.50	32.50	36.50
Price, No. 99, Sheffield steel, per dozen	17.50	18.25	19.00	19.75	20.50	21.50	24.00	27.00	30.00
Weight, No. 93, per dozen.....pounds	11	13 $\frac{3}{4}$	15 $\frac{3}{4}$	17 $\frac{1}{4}$	20	24 $\frac{1}{4}$	29 $\frac{3}{4}$	30 $\frac{1}{4}$	33
Weight, No. 94, per dozen.....pounds	11 $\frac{3}{4}$	13	15 $\frac{1}{2}$	17 $\frac{1}{2}$	21 $\frac{1}{2}$	26 $\frac{1}{4}$	28 $\frac{1}{2}$	32	36
Weight, No. 96, per dozen.....pounds	11 $\frac{1}{2}$	13 $\frac{1}{2}$	15	17	18	24 $\frac{1}{2}$	26 $\frac{1}{4}$	30	33
Weight, No. 99, per dozen.....pounds	11 $\frac{1}{2}$	13 $\frac{1}{4}$	14 $\frac{1}{2}$	16 $\frac{1}{2}$	19 $\frac{1}{2}$	24	27	30	33

ATKINS HAND, PANEL AND RIP SAWS



ATKINS Nos. 70 AND 71 HAND SAWS


These saws are made of Atkins Special Steel. Next to our Silver Steel Saws, they are the finest saws in the world. The blades are Taper Ground and highly polished.

No. 70 is a skew back, and is equipped with the Atkins Perfection Pattern Handle made of applewood, varnished all over and polished and fastened to the blade by three brass screws and a medallion.

No. 71 is a straight back saw, equipped with the old style straight across handle, made of thoroughly seasoned, carefully selected beech. Varnished and polished all over. Fastened to the blade by three brass screws and a medallion.

Length..... inches	12	14	16	18	20	22	24	26	28	30
Price, No. 70..... per dozen	\$11.50	\$12.25	\$13.50	\$15.00	\$16.50	\$18.00	\$19.50	\$21.00	\$25.00	\$29.00
Price, No. 71..... per dozen	10.50	11.50	12.25	13.50	15.00	16.50	17.50	18.25	21.25	24.50
Weight, No. 70, per dozen, pounds	10	11	12	13	15	18	20	24½	28½	32¼
Weight, No. 71, per dozen, pounds	10	11	12	13	15	18	20	24½	28½	32¼

ATKINS HAND SAWS Nos. 77 AND 78



These Saws are made of Atkins Special Steel. They are next in quality to our famous SILVER STEEL, "The Finest Saws in the World."

The blades are taper ground, tempered hard and tough by our patented gas process, and given a highly polished finish.

These saws are ground 19 gauge on tooth edge and tapered throughout to 21 gauge on back at butt, and 23 gauge on back at point.

Handle is the old style straight across pattern, made of seasoned applewood, varnished and polished all over. It is fastened to the blade with three brass screws, and a brass medallion.

The No. 77 is skew back pattern and the No. 78 is a straight back pattern.

Packed individually in moisture-proof bags, one-third dozen to the box.


Length.....inches	18	20	22	24	26	28
Price.....per dozen	\$15.00	\$16.50	\$18.00	\$19.50	\$21.00	\$25.00
Width at butt.....inches			5 $\frac{7}{8}$		7	7 $\frac{3}{8}$
Width at point.....inches			2 $\frac{1}{4}$		2 $\frac{3}{4}$	2 $\frac{7}{8}$
Weight.....pounds	13	16 $\frac{1}{2}$	19 $\frac{3}{4}$	22 $\frac{1}{4}$	27 $\frac{3}{4}$	29 $\frac{3}{4}$

ATKINS No. 590 DOCKING SAW

SPECIAL STEEL



Atkins No. 590 Docking Saw



Plaster Saw

ATKINS No. 590 DOCKING SAW

A very useful saw for rough, fast sawing around docks, ship yards, car shops, lumber yards, farms, and for bridge, mine, railroad and contractors' work. The blade is full breasted, 18 gauge on toothed edge, taper ground for clearance, bevel filed teeth, 4 points to inch. Handle, easy grip pattern, malleable iron, tinned and riveted. Packed one-third dozen in a box. High-grade special steel. Each saw sharpened and set ready for use.

Length.....inches	30
List price.....per dozen	\$27.50
Width at butt.....inches	6½
Width at point.....inches	2½

ATKINS PLASTER SAW

SPECIAL STEEL


For cutting all types of hard wall plaster such as monolite, etc. The blade is of Atkins special steel and tempered hard. 3 points to one inch. Ground same gauge on toothed edge and back.

Filed straight and set. Packed one-half dozen in a box.

Length.....inches	28
Price.....per dozen	\$10.50

HAND, PANEL AND RIP SAWS

SHEFFIELD SAW WORKS



Nos. 57, 58 AND 59 HAND SAWS

These are medium priced saws, put up under the brand of the Sheffield Saw Works.

No. 57 is made of cast steel. The handle is of beech, varnished edge and fastened to blade by three brass screws and a medallion. Straight back.

No. 58 is made of a high quality cast steel, finely finished and warranted. Straight back. The handle is of beech, varnished all over and fastened to the blade by three brass screws and a medallion.

No. 59 is a skew back pattern, made of high quality cast steel fully warranted. The handle is of thoroughly seasoned beech, varnished and polished all over. Fastened to blade by three brass screws and a medallion.

No. 57 is packed one-half dozen in a box. Nos. 58 and 59, one-third dozen in a box.


Length.....	14	16	18	20	22	24	26	28
Price, No. 57.....per dozen	\$5.75	\$ 6.00	\$ 6.50	\$ 7.00	\$ 7.50	\$ 8.00	\$ 9.00	\$10.50
Price, No. 58.....per dozen	9.00	9.50	10.25	11.00	11.75	12.50	13.50	15.50
Price, No. 59.....per dozen	9.50	10.00	10.75	11.50	12.25	13.00	14.00	16.00
Weight, No. 57, per dozen . pounds	9¼	11½	12½	14	17	19¼	24¾	27½
Weight, No. 58, per dozen . pounds	9¼	11½	13¼	14¾	16¼	19¼	23	26½
Weight, No. 59, per dozen . pounds	10½	12	13¼	14½	17½	19½	23½	27

Above weights are for saws unpacked.



HAND, PANEL AND RIP SAWS

SHEFFIELD SAW WORKS



No. 60



No. 62



No. 63

Nos. 60, 62 AND 63 HAND SAWS

Sheffield Saw Works line. Splendid value for the money.

No. 60 blade with combined rule and square is made of cast steel, polished. A two-foot rule is etched along the back of the blade. The handle, being at right angles to the straight edge back, forms a square. The handle is of beech, natural wood finish and fastened to the blade by three brass screws.

No. 62 is a good serviceable saw for the money. Blade is made of cast steel and polished. Beech handle. Varnished on edge, fastened to blade by two brass screws and a medallion.


No. 63 is a Special Crucible Steel blade, warranted. Nicely finished. Beech handle, varnished and polished all over, fastened to blade by three brass screws and a medallion. This is a much better saw than Nos. 60 or 62; in fact, is somewhat similar to No. 71 shown on another page.

Nos. 60 and 62 are packed one-half dozen in a box. No. 63, one-third dozen in a box.

Length.....inches	14	16	18	20	22	24	26	28	30	32
Price, No. 60.....per dozen							\$ 9.00			
Price, No. 62.....per dozen	\$5.00	\$ 5.25	\$ 5.50	\$ 6.00	\$ 6.50	\$ 7.00	7.50	\$ 8.50		
Price, No. 63.....per dozen	9.50	10.50	11.50	13.00	14.50	16.00	17.25	21.00	\$24.00	\$27.00
Weight, No. 60, per doz., pounds							23½			
Weight, No. 62, per doz., pounds	8¾	10	11½	13½	17	18	22½	26½		
Weight, No. 63, per doz., pounds	10½	11½	12½	15	17½	20½	25½	29	30½	32½

HAND, PANEL AND RIP SAWS

SHEFFIELD SAW WORKS



Nos. 30 and 48 hand saws are made from fine crucible steel full width, high polish, skew back, polished and carved handle.

Nos. 30½ and 48½ same as Nos. 30 and 48 respectively, excepting that they are straight back.

26-inch saws and longer have 5 screws, 24-inch saws and shorter have 4 screws.

No. 56 hand saws are made of Sheffield special steel, skew back, carved and polished handle.


All above fully warranted.

Length.....inches	14	16	18	20	22	24	26	28	30
Price, Nos. 30 and 48...per dozen	\$14.00	\$15.00	\$16.00	\$17.00	\$18.00	\$19.00	\$20.00	\$23.00
Price, No. 56.....per dozen	11.75	12.25	12.75	13.25	14.00	14.75	17.75	19.25	\$21.25
Weight, per dozen.....pounds	9½	11½	13½	15	17	18	24½	26¼	30

Packed one-third dozen in a box.



ATKINS MITRE BOX, BACK AND DOVETAIL SAWS



No. 1 Mitre Box

No. 2 Back Saw

No. 3 Back Saw

Dovetail Saw

Atkins No. 1 Mitre Box Saw and No. 2 Back Saw are made of Atkins Silver Steel, which assures you of their quality. No. 3 Back Saw is made of standard cast steel, finely tempered, and will be found satisfactory for ordinary service.

Nos. 1 and 2 are made with genuine applewood handle, varnished and polished edges, fastened to the blade by two brass screws and a brass medallion. No. 3 has a thoroughly seasoned beech handle, nicely finished polished edges, and fastened to the blade by three brass screws.

Back saws have 12 points to the inch when longer than 14 inches. 14 points in all shorter lengths.

Packed one-third dozen in a box.

8, 10 and 12-inch blades about 21 gauge. From 14 to 26-inch blades about 20 gauge. 28-inch and over about 19 gauge.

ATKINS DOVETAIL SAWS

This Saw is made for light, fine work and in our Famous Silver Steel quality only. The steel back makes it rigid and strong, yet very light. They are recommended for fine cabinet work where a Back Saw is not practical.

These Saws are 1½ inches wide under the back, 26 gauge, and toothed 17 points to the inch. The blade is nicely polished and fitted with hardwood polished handle.

Each Saw is set and filed, and packed one-third dozen in a box.

ATKINS MITRE BOX SAWS, No. 1

Length..... inches	18	20	22	24	26	28	30	32
Price, 4 inches under back..... per dozen	\$25.25	\$27.50	\$29.75	\$32.00	\$34.25	\$36.50	\$38.75	\$41.00
Price, 5 inches under back..... per dozen			32.00	35.00	38.00	41.00	44.00	47.00
Price, 6 inches under back..... per dozen			35.50	39.00	42.50	46.00	49.50	53.00
Weight, 4 inch, per dozen..... pounds	25½	28¾	32¾	33¾	35	40	43	46
Weight, 5 inch, per dozen..... pounds			38	39½	40¼	43½	48	54
Weight, 6 inch, per dozen..... pounds			40	42½	44	48½	52½	56

ATKINS SILVER STEEL BACK SAWS, No. 2

Length..... inches	8	10	12	14	16	18
Price..... per dozen	\$15.00	\$16.00	\$18.00	\$20.00	\$22.50	\$25.00
Weight, per dozen..... pounds	10½	12	14	18¾	22½	25½

SHEFFIELD SAW WORKS BACK SAWS, No. 3

Length..... inches	8	10	12	14	16	18	20	22	24
Price..... per dozen	\$10.25	\$11.50	\$13.50	\$15.75	\$18.00	\$20.25	\$22.75	\$25.25	\$27.75
Weight, per dozen..... pounds	10½	12	14	18¾	22½	25½	29½	33	36½

ATKINS DOVETAIL SAWS

Length..... inches	6	8	10	12
Price..... per dozen	\$7.00	\$8.00	\$9.00	\$10.00

ATKINS COMPASS SAWS

No. 2 SILVER STEEL

Attached with saw screw and medallion, carved and polished apple handle.

Price, per Dozen

Length Inches	Saws Complete	Blades Only
10	\$5.00	\$3.00
12	5.25	3.25
14	5.50	3.50
16	5.75	3.75
18	6.00	4.00

No. 3 SILVER STEEL

Attached with saw screw and medallion, carved and polished beech handle. Made in 10, 12, 14 and 16-inch lengths.

Price.....per dozen \$5.00

No. 4

Beech handle, two screws, varnished edge. Made in 10, 12, 14 and 16-inch lengths.

Price.....per dozen \$3.00

No. 7

One screw and medallion, beech handle, varnished edge. Made in 10, 12, 14 and 16-inch lengths.

Price.....per dozen \$3.50

No. 8

Polished wood screws, beech handle, varnished edge. Made in 10, 12, 14 and 16-inch lengths.

Price.....per dozen \$2.50

WEIGHTS

Nos. 2, 3, 4, 7, 8 and 9

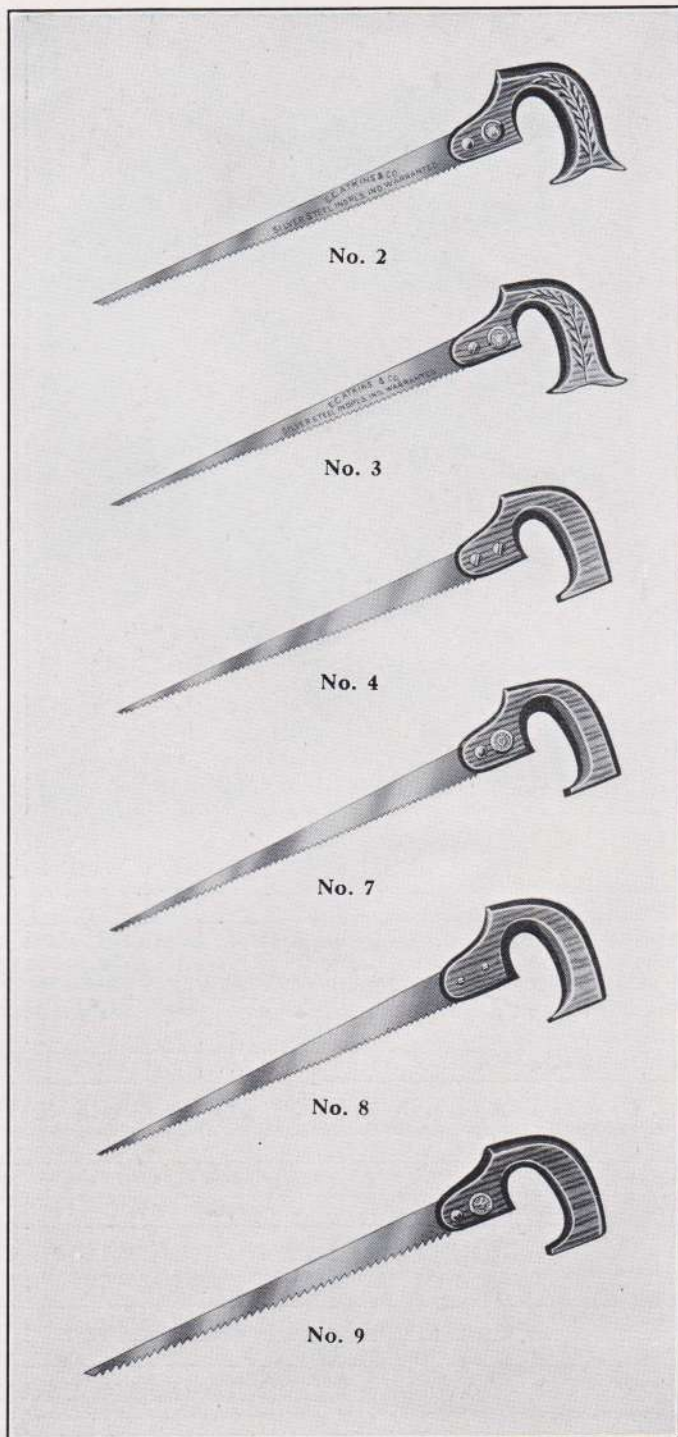
Length Inches	Per Dozen Pounds
10.....	5¼
12.....	6
14.....	6½
16.....	7
18.....	7¼

All the above put up half dozen in a box.

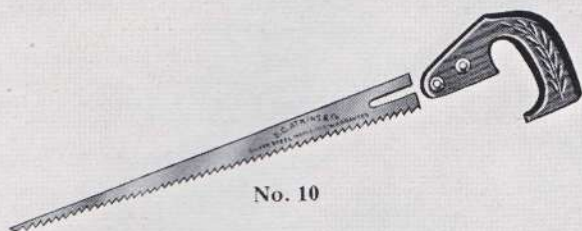
ATKINS COMPASS
SAWS, No. 9

Saw screw and medallion, beech handle. Made in 10, 12, 14 and 16-inch lengths.

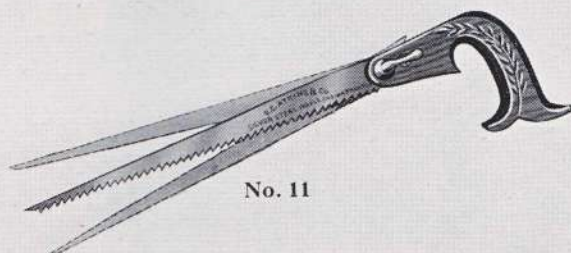
Price.....per dozen \$3.25



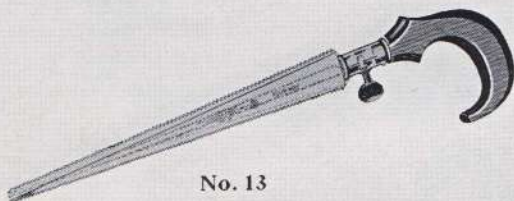
ATKINS COMPASS AND KEYHOLE SAWS




No. 10



No. 11



No. 13



No. 5 Keyhole



No. 6 Keyhole

No. 10 INTERCHANGEABLE

Carved beech handle, varnished and polished. Price, per dozen:

Length Inches	Saws Complete	Blades Only
10	\$4.50	\$2.50
12	4.75	2.75
14	5.00	3.00
16	5.25	3.25
18	5.75	3.50
20	6.25	3.75

No. 11 ADJUSTABLE

Apple handle, carved, varnished and polished. Price, per dozen:

Length Inches	Saws Complete	Blades Only
10	\$6.50	\$3.00
12	6.75	3.25
14	7.00	3.50
16	7.25	3.75
18	7.50	4.00

Weights Nos. 10 and 11

Length In.	Per Doz. Lbs.	Length In.	Per Doz. Lbs.
10.....6		16....7 $\frac{3}{4}$	
12....6 $\frac{1}{2}$		18....8 $\frac{1}{4}$	
14....7		20....8 $\frac{3}{4}$	

ATKINS No. 13—THE "FOUR WAY"

The "Four Way" Compass Saw is designed for cutting at four different angles, upward, downward or to the left or right as desired. The thumb screw is fitted with a casting on the end of handle. The blade is notched so that the thumb screw fits into same. The end of handle is also notched. Blade of Silver Steel. The handle of hardwood, varnished edges. Castings japanned black. Packed half dozen in box. Price, per dozen:

Length Inches	Saws Complete	Blades Only
8	\$6.20	\$2.60
10	6.60	2.90
12	6.80	3.20
14	7.20	3.50
16	7.50	3.80

KEYHOLE SAWS**No. 5**

Sheffield Saw Works. Beech handle, varnished edges. Made in 10 and 12-inch lengths. Weight, per dozen: 10 inch, 4 pounds; 12 inch, 4 pounds.

Price.....per dozen \$2.50


No. 6

E. C. Atkins & Co. Saw Screw and Medallion. Apple handle, varnished and polished edges. Made in 10 and 12-inch lengths. Weight, per dozen: 10 inch, 4 $\frac{1}{2}$ pounds; 12 inch, 4 $\frac{1}{2}$ pounds.

Price.....per dozen \$4.50

All the above saws are put up one-half dozen in a box.

ATKINS SILVER STEEL NESTS OF SAWS



No carpenter's kit is complete without a nest of saws. They virtually give the advantage of three saws within the space and weight of one.

We have carefully studied the requirements of the best mechanics and show herewith three of the most useful assortments.

ATKINS No. 1 NEST OF SAWS

We recommend this set for general purposes made of Silver Steel. It consists of a keyhole, compass and pruning saw blade and adjustable handle as shown.

ATKINS No. 2 NEST OF SAWS

This combination comprises two sizes of compass saws and a keyhole blade, made of Silver Steel, in connection with the removable handle.

ATKINS No. 3 NEST OF SAWS

This set has been in great demand wherever shown. It includes a handle, which is detachable and adjustable at three different angles, a compass and a keyhole blade and a Silver Steel Metal Cutting Blade, all of which are interchangeable. The nail cutting blade is tempered exceedingly hard for cutting nails, pipe or conduit; in fact, any kind of metal. It is Taper Ground from the toothed edge to the back, so that it clears itself readily.

No. 3 nest is equipped with an adjustable handle of the latest Improved Pattern, with a tightening adjustment consisting of a heavily nickel-plated screw, which may be operated from either side of the handle by reversing the screw permitting the blade to be used at any desired angle.

Packed one-quarter dozen in handsome box attractively labelled.

Price, per Dozen

Description	No. 1	No. 2	No. 3
Handles and screws...	\$2.00	\$2.00	\$3.50
Length			
Keyhole blades, 10 in.		2.00	
Keyhole blades, 12 in.	2.00		2.00
Compass blades, 12 in.		2.75	
Compass blades, 14 in.	3.00		3.00
Compass blades, 16 in.		3.25	
Pruning blades, 18 in.	5.50		
Special nail cutting blades, 18 in.			11.50
Total for nests.....	\$12.50	\$10.00	\$20.00
Weight, per doz. sets ..			
.....pounds	11 3/4	10	14

Nos. 1 and 2 nests can be furnished with our patent adjustable handle as follows: No. 1 nest, \$14.00 per dozen and No. 2 nest \$11.50 per dozen.

ATKINS PLUMBERS' NEST OF SAWS, No. 4

There is a great demand for a set of saws for use among plumbers, electricians and other similar trades or by the regular carpenter, that can be used in cases where metal obstructions, such as nails, screws, piping, etc., preclude the use of regular wood saws. The No. 4 Nest has been provided to take care of this demand.

The Nest consists of one 16-inch Compass Saw Blade; one 10-inch Keyhole Saw Blade and a 14-inch Nail or Metal Cutting Blade and an Adjustable Handle.

The handle is fitted with a lever screw for removing or tightening blades in place. Varnished on edge only.

Nail cutting blade has milled teeth, 12 points. Very light set, not filed. Compass and keyhole blades made of Silver Steel and toothed same as No. 2 Compass and No. 6 Keyhole.

Price, sets.....per dozen \$12.80
Weight, pounds (packed 1/4 dozen in box)per dozen sets 12

ATKINS SPECIAL SAWS



Pattern Makers' Saw



Stair Builder's Saw



Carpenters' Handy Saw



Keyhole Saw and Pad, No. 1



Keyhole Saw and Pad, No. 2

ATKINS

PATTERN MAKERS' SAW

This saw is designed for very fine, smooth work. The blade is $7\frac{1}{2}$ inches long and there are 14 sharp, pointed teeth to the inch. The handle is of sanded applewood, not varnished. Two brass screws.

Packed one in a box with label on top and end.

Price.....per dozen \$5.50

ATKINS

STAIR BUILDERS' SAW

Beech handle, varnished and polished edges. Length 6, 8 and 10 inches. Width of blade, $1\frac{3}{4}$ inches. Adjustable to different depths.

Length.....inches	6	8	10
Price.....per dozen	\$6.50	7.50	8.50

ATKINS

CARPENTERS' HANDY SAW

Silver Steel, apple handle, carved, varnished and polished. Put up one-third dozen in a box. A very popular saw, used by carpenters, stair builders, cabinet makers and good artisans.

Length.....inches	17
Price.....per dozen	\$15.00

ATKINS

KEYHOLE SAW AND PAD

No. 1

Keyhole saws.....per dozen	\$1.60
Handle.....per dozen	.70
Complete.....per dozen	2.30

No. 2

Keyhole saws.....per dozen	\$1.70
Handle.....per dozen	1.20
Complete.....per dozen	2.90

Above keyhole saws are put up one dozen in a box.



ATKINS

HANDY HAND SAW

SILVER STEEL

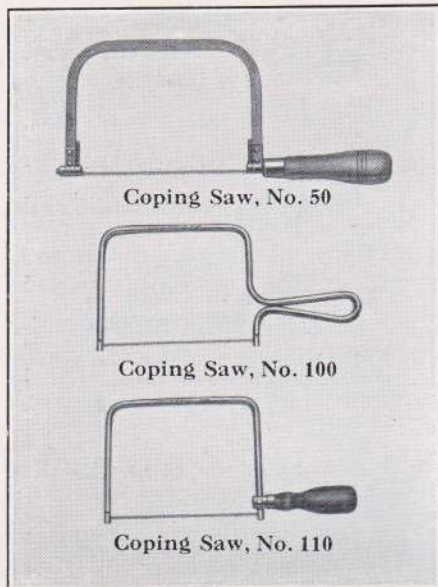
This is, as the name implies, a handy saw; it is made for general and household use.

Length.....inches	26
Price.....per dozen	\$16.00

Packed one in a box with label on top and end.



ATKINS COPING SAWS



Coping Saw, No. 50

Coping Saw, No. 100

Coping Saw, No. 110

COPING SAW, No. 50

This is a very durable and rigid coping saw, as the back is $\frac{3}{8}$ inch wide and $\frac{3}{16}$ inch thick and made of cold rolled steel, nicked and buffed. Frame, $7\frac{1}{4}$ inches by $4\frac{5}{8}$ inches deep.

Fastened to the handle by malleable iron threaded ferrule, thus producing the strongest attachment for this purpose now in use.

All parts handsomely nicked and buffed.

The handle is of hardwood, carved and varnished.

Through the use of cap screws into which wires are inserted, the blade may be instantly adjusted to cut sharp or unusual angles with perfect ease and without strain on the blade.

Price, complete, with blade.....	per dozen	\$10.00
Price, blades only.....	per dozen	.85
Weight, per dozen.....	pounds	7

COPING SAW, No. 100

Frame of wire rod heavily nickel-plated, polished and buffed. 6-inch bent end blades. Depth from blade to back 4 inches.

Price, complete with one doz. extra blades	per doz.	\$3.25
Price, extra blades.....	per gross	1.66
Weight, per dozen.....	pounds	$4\frac{3}{8}$

No. 101. Same as No. 100, except 8 inch under back.....	per dozen	\$3.75
Weight, per dozen.....	pounds	$8\frac{5}{8}$

COPING SAW, No. 110

Wire rod frame, heavily nickel-plated, polished and buffed; black japanned wood handle. 6-inch bent end blades. Depth from blade to back 4 inches.

Price, complete with one dozen extra blades.....	per dozen	\$4.00
Price, extra blades.....	per gross	1.66
Weight, per dozen.....	pounds	4

No. 111. Same as No. 110, except 8 inch under back.....	per dozen	\$4.50
Weight, per dozen.....	pounds	$5\frac{3}{8}$

COPING SAW BLADES

The following list contains description and list prices of regular and special blades used in the "Jones" Patent Coping and Scroll Saw Frames.

Coping Saw Blades

6 inch. For Nos. 1, 2 and 3 frames.....	per gross	\$1.66
Put up regularly with the Nos. 1, 2 and 3 frames.		

Special Coping or Web Saw Blades

$\frac{1}{2}$ inch wide, 12 points per inch.		
6 inch. For Nos. 1, 2 and 3 frames.....	per dozen	\$0.90
This blade is for rapid work, where speed rather than fine, smooth work is desired.		

Scroll or Fret Saw Blades

6 inch. For Nos. 6 and 7 frames.....	per gross	\$1.40
Put up regularly with the No. 7 frame.		

List of Finer Sizes

No. 6.....	per gross	\$1.00
No. 7.....	per gross	1.10
No. 8.....	per gross	1.20
No. 9.....	per gross	1.30

JEWELERS' SAW BLADES FOR METAL WORK

5 inch. Square blade, for Nos. 6 and 7 frames.....	gross	\$1.40
This blade is put up regularly with the No. 6 frame.		
Finer sizes furnished if desired at same price.		

Special Jewelers' Saw Blades

For Metal Work

5 inch. For Nos. 6 and 7 frames.....	per gross	\$1.90
This is a very thin, flat blade for fine work on metals.		
Nos. 4 and 6 (narrower) and Nos. 10 and 11 (wider) at same price.		

Special Hack Saw Blades

For Metal Work

$\frac{1}{4}$ inch wide, .014 inch thick, 30 teeth per inch.

6 inch. For Nos. 1, 2 and 3 frames.....	per dozen	\$0.75
5 inch. For Nos. 6 and 7 frames.....	per dozen	.70

By using these blades a large variety of metal work can be done with our coping saw frames.

COPING SAWS

**"JONES" "CABLE COPING SAW,
No. 1**

Frame is heavily nickel-plated, polished, buffed and fitted with hardwood handle; furnished complete with one-half dozen blades. Frame carries 6-inch blade and is 4 inches deep.

Frame is constructed with tubular back, through which runs a cable connecting both ends of frame, which causes the blade to turn to any angle by turning the handle only, without removing from the work.

Price.....per dozen \$15.00

Weight, per dozen, $5\frac{3}{4}$ pounds. Packed one-half dozen blades to a box.

**"JONES" RATCHET COPING SAW,
No. 2**

Frame is heavily nickel-plated, polished, buffed and fitted with hardwood handle; furnished complete with one-half dozen blades, packed in cardboard boxes. Frame carries a 6-inch blade and is 4 inches deep.

Frames Nos. 2 and 3 are constructed with a steel back and ratchet arrangement (see illustration) which enables the workman to set the blade at any angle by the handle and button at the opposite end of saw frame.

Price.....per dozen \$9.00

Weight, per dozen, $5\frac{3}{8}$ pounds.

**"JONES" RATCHET SCROLL SAW,
No. 3**

Frame is heavily nickel-plated, polished, buffed and fitted with hardwood handle; furnished complete with one-half dozen blades, packed in cardboard boxes. Frame carries a 6-inch blade and is 10 inches deep from blade to back.

Price.....per dozen \$10.00

Weight, per dozen, $8\frac{3}{4}$ pounds.

**"JONES" CABLE SCROLL SAW,
No. 7**

Special attention is called to construction of the grips or clamps for holding the saw blades; they are strongly made of steel and hardened; when properly tightened blade cannot slip. Frames are made to take 5-inch saw blade and are 10 inches deep from blade to back.

Frame, same construction as No. 1, is heavily nickel-plated, polished, buffed and fitted with hardwood handle; furnished complete with blade.

Price.....per dozen \$18.00

Weight, per dozen, $9\frac{5}{8}$ pounds. Packed one-sixth dozen in a box.

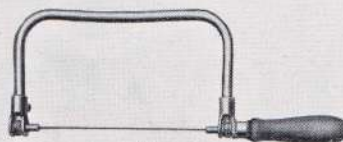
**"JONES" CABLE JEWELER SAW,
No. 6**

This frame is made to take a 5-inch saw blade, and is $3\frac{1}{2}$ inches deep from blade to back.

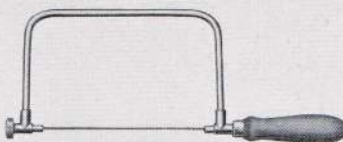
Frame is nickel-plated and fitted with hardwood handle; furnished complete with blade and packed in cardboard boxes.

Price.....per dozen \$15.00

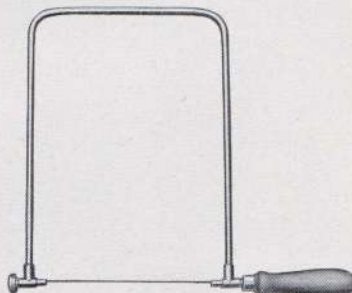
Weight, per dozen, 6 pounds.




No. 1



No. 2




No. 3



No. 7


ATKINS SILVER STEEL PRUNING SAWS



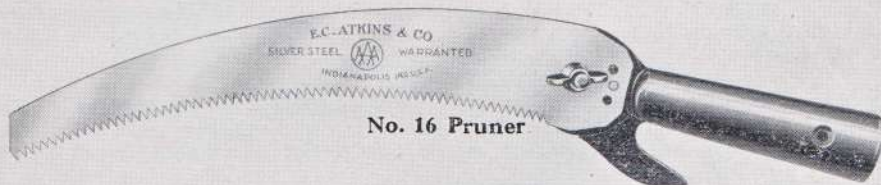
ATKINS PRUNING SAWS



No. 1 Table Pruner



No. 3 Duplex Pruner



No. 16 Pruner



No. 17 Forester Pruner

With the development of the science of tree surgery, scientific pruning is being given a position of much more prominence than in the past. As saws enter largely into this work, the manufacture of special saws for this purpose has become one of our most important departments.

We present, therefore, in this and following pages, what we believe to be the most varied and complete line of pruning saws, and we solicit your orders.

ATKINS FORESTER PRUNING SAW No. 17

A splendidly constructed Pruning Saw that sells on sight, because it appeals to the good judgment of buyer and user. Packed one-half dozen in a box. Weight, 12 pounds per dozen. Price.....Per dozen, \$12.00

No. 1 TABLE PRUNER

The blade is made of Atkins Silver Steel and, therefore, has unusual edge holding qualities. In 20 inch length, the blade is 2½ inches at the handle and 1 inch at the point. Handle of fine hardwood, thoroughly seasoned. Varnished edge and fastened to blade by two brass screws. No. 2 is same pattern as No. 3 except Sheffield quality.

No. 3 DUPLEX PRUNER

Made of Atkins Silver Steel, specially hardened and tempered. Will require very little refiling. Toothing on one edge with tittle shaped tooth for extra heavy coarse work and with fine tooth on the opposite edge for fine cutting. The handle is of thoroughly seasoned, air-dried applewood, finely finished, varnished edge, Easy Grip Pattern, fastened to the blade by three brass screws.

Length.....inches	12	14	16	18	20	22	24	26
Price, No. 1.....per dozen	\$6.00	\$6.50	\$7.00	\$7.75	\$8.50	\$9.25	\$10.00	\$11.00
Price, No. 3.....per dozen	8.50	9.00	9.50	10.50	11.50	12.50
Weight, No. 1, per dozen.....pounds	7½	8½	9	10¼	11	11¾	12¼	13
Weight, No. 3, per dozen.....pounds	7½	8	9	10	11	12

Nos. 1 and 3 saws packed one-third dozen in box.

ATKINS No. 16 "AAA" POLE TREE PRUNER

A 12-inch curved blade with peg teeth, fastened to the casting by use of a 5-16 bolt and wing nut. Three holes in butt end of blade work in a peg, so that the blade may be changed to cut at any angle. Blade of Silver Steel.

Packed ½ dozen in a carton. Weight 12 pounds per dozen. Price.....per dozen, \$13.00



ATKINS PRUNING SAWS—Continued

ATKINS No. 44

The blade is similar to No. 4. Made of high-grade special steel, tempered stiff, tough and hard, but not brittle. The handle is made of pressed steel, attached to the blade by four rivets. It has a wooden grip, fastened by four wood screws. Practically unbreakable. Extra large, easy grip. Plenty of room for use with gloves in cold weather.

No. 4

The blade is heavy-gauge and is of Atkins High-Grade Special Steel, tempered very tough and hard, but not brittle. The handle is of thoroughly seasoned hardwood, handsomely carved, varnished and polished; fastened to the blade by three brass screws and a medallion. (See page 227.)

No. 12 PARAGON

This blade is made of Atkins Silver Steel with a hard, stiff temper. The concave edge is toothed for fine cutting and the opposite edge for coarse, heavy work. It tapers from $2\frac{1}{2}$ inches at the handle to 1 inch at the point. The handle is of thoroughly seasoned hardwood, finely finished, varnished on the edges and fastened to the blade by three saw screws. (See page 227.)

No. 13 CALIFORNIA

The blade is of Atkins Silver Steel. The handle is of highly finished applewood edges varnished and polished; fastened to the blade by three brass screws. (See page 227.)

ATKINS No. 15

Length of frame over all, 17 inches. Depth at point from blade to back, $\frac{3}{4}$ inch. Depth at butt, 4 inches. Width of frame, $\frac{5}{8}$ inch; thickness, $\frac{3}{16}$ inch. Polished.

Half-inch blued blade, 8 point, 14 inches from center of pins. Double swivel arrangement, to cut at any angle. Blade tightened by turning handle, in which is a steel nut. Length of handle, $4\frac{1}{2}$ inches. Finished red. (See page 228.)

ATKINS No. 16

This Pruner consists of a strong casting, hollowed and bored for slipping on to a pole of any desired length, so that it may be operated to reach high limbs from the ground, avoiding the use of ladders. There is a hook on the casting for use in dislodging cut limbs or removing them, should they obstruct the cutting point.

ATKINS No. 17

The Blade is of Silver Steel and is 26 inches long, $1\frac{1}{4}$ inches wide at point, $3\frac{1}{4}$ inches at butt. Being narrow, the blade cannot bind, and the wider butt adds stiffness. Three points to the inch gives large teeth that cut big or small limbs readily. Teeth are filed and set. The handle is of fine beech, varnished edges, extra large grip for use with gloves, if desired. Fastened to blade by three brass screws.

No. 18 PRUNER

This is similar to No. 13, except it is supplied with a folding handle, enabling the user to turn the tooth edge down for the purpose of slipping in pocket. Made of Silver Steel, highly polished. Peg teeth pitched back so as to be right angle at cutting edge. Fleam filed. Plain sanded handle. Made of beech. Nickel screw.

No. 20 CALIFORNIA

Similar to the No. 13, excepting that the blade is made of Atkins High-Grade Special Steel. The handle is of thoroughly seasoned hardwood, nicely finished and fastened to the blade by three steel rivets. (See page 227.)

No. 7 TAPERED

The frame is made of very fine crucible steel, $\frac{3}{4}$ inch wide, $\frac{3}{16}$ inch thick. The blade is of high quality special steel, blued, 8 points to the inch. Blade may be adjusted any angle to the back. Handle constructed to permit mounting on a pole, enabling the user to operate from the ground. (See page 228.)

No. 9 TAPERED

It is $\frac{1}{2}$ inch wide, $\frac{5}{16}$ inch thick, and accommodates a 20-inch blade. It is $1\frac{1}{2}$ inches deep from blade to back on the point and 5 inches at the butt.

This blade is $\frac{3}{4}$ inch wide, finished bright and is made of Atkins High-Grade Special Steel. The handle has an extra large grip making it comfortable where a glove is used by the operator. Fastened to frame by two nicked screws. (See page 228.)

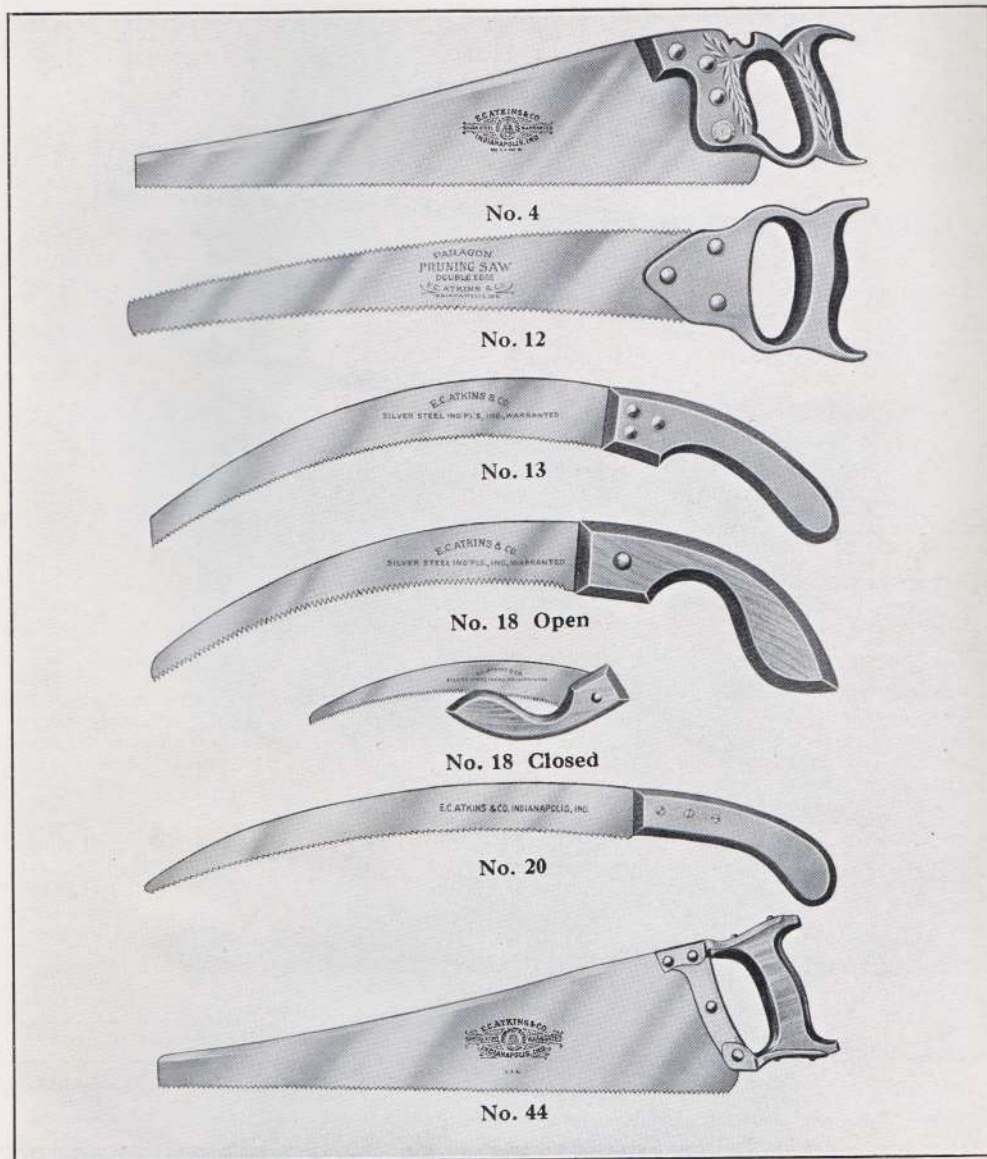
No. 10 TAPERED

The frame is made of extra high quality spring steel, $\frac{5}{8}$ inch wide and $\frac{1}{4}$ inch thick. The blade is of our finest pruning saw steel, blued, 8 points to the inch. The handle is made of beech, thoroughly seasoned, highly finished and polished on the edges, fastened to the frame by two brass screws. Blade adjustable, will cut at any angle. (See page 228.)

No. 11 TAPERED

Frame is of high-grade crucible steel, $\frac{3}{4}$ inch wide, $\frac{3}{16}$ inch thick. The blade may be used at any angle. Blued, 8 points to the inch. The handle is of our new Easy Grip Pattern, varnished on the edge, and fastened to the frame by three brass screws. (See page 228.)

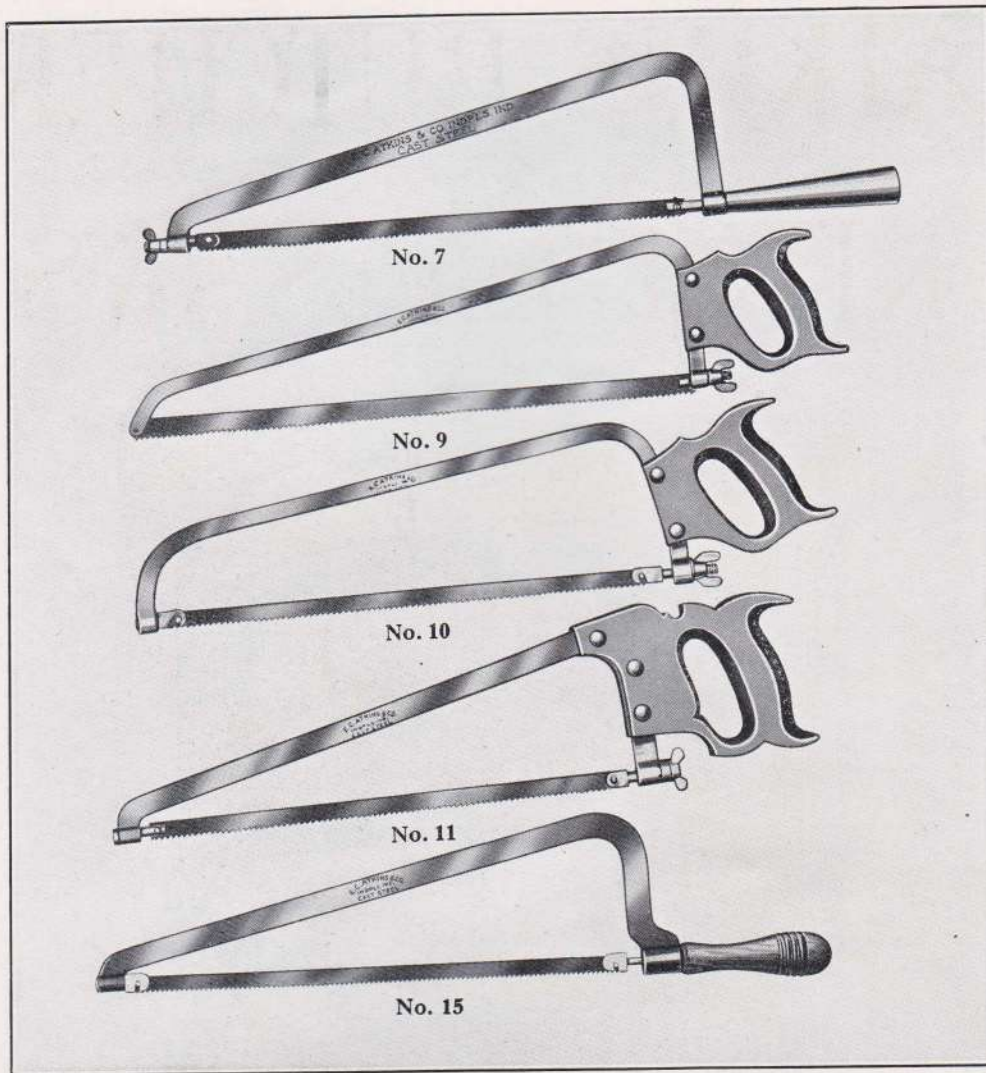
ATKINS PRUNING SAWS — Continued



Length.....	inches	12	14	16	18	20	22
Price, No. 44.....	per dozen	\$10.00	\$10.50
Price, No. 4.....	per dozen	12.00
Price, No. 12.....	per dozen	\$8.50	\$9.00	\$9.50	\$10.50	11.50	\$12.50
Price, No. 13.....	per dozen	9.00	9.60
Price, No. 20.....	per dozen	8.50	9.10
Weight, No. 44, per dozen.....	pounds	14	16
Weight, No. 4, per dozen.....	pounds	15
Weight, No. 12, per dozen.....	pounds	8½	10¼	10½	12	12¼	12½
Weight, No. 13, per dozen.....	pounds	8	8½
Weight, No. 20, per dozen.....	pounds	5	5¾

Nos. 2, 12 and 13 saws packed one-third dozen in box. Nos. 4 and 20 saws packed one-half dozen in box.

ATKINS PRUNING SAWS—Continued




Number	Length of Frame Inches	Length of Blade Inches	Weight per Dozen Pounds	Price Complete per Dozen	Price Extra Blades per Dozen
7	16	14 $\frac{3}{4}$	20	\$20.00	\$2.75
7	18	16 $\frac{3}{4}$	21 $\frac{1}{2}$	21.00	3.25
7	20	18 $\frac{3}{4}$	23 $\frac{1}{4}$	22.00	3.75
7	22	20 $\frac{3}{4}$	25 $\frac{1}{2}$	23.00	4.25
9	20	20	21 $\frac{1}{4}$	16.50	4.25
10	12	10	18 $\frac{1}{4}$	15.50	2.00
10	14	12	19 $\frac{1}{2}$	16.50	2.25
10	16	14	21 $\frac{1}{4}$	17.75	2.75
10	18	16	22 $\frac{1}{2}$	20.00	3.25
10	20	18	24	22.25	3.75
11	16	12 $\frac{3}{4}$	18 $\frac{1}{2}$	19.25	2.25
11	18	14 $\frac{3}{4}$	20	20.25	2.75
11	20	16 $\frac{3}{4}$	21 $\frac{1}{2}$	21.25	3.25
11	22	18 $\frac{3}{4}$	22 $\frac{1}{2}$	22.25	3.75
15	17	15	12	18.00	2.75

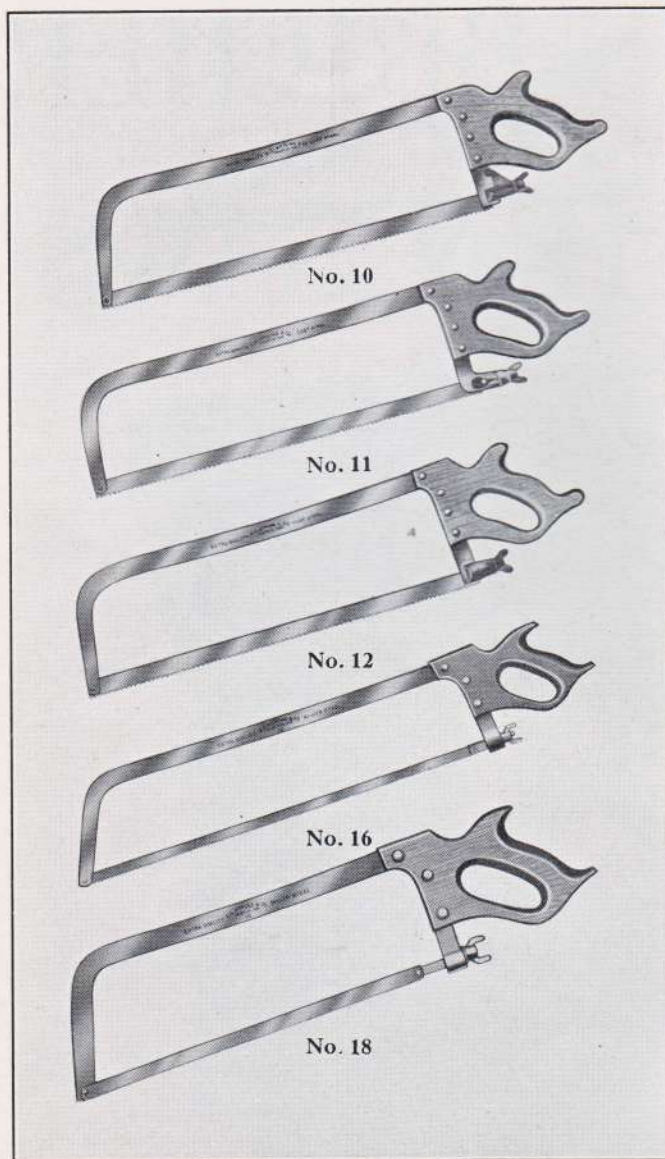
Nos. 7 and 15 saws packed one-sixth dozen in box.

Nos. 9, 10 and 11 saws packed one-third dozen in box.

ATKINS BUTCHER *And* KITCHEN SAWS



ATKINS BUTCHER SAWS



ATKINS No. 10

Detachable blade, easily adjusted. Frame of Atkins Special Spring Steel, square edge, 1 inch wide by $\frac{1}{4}$ inch thick. Blade is of Atkins Silver Steel, $\frac{3}{4}$ inch wide, finished bright. Handle of seasoned beech, finely finished, varnished edge and fastened to frame by four nickeled screws.

ATKINS No. 11

Frame of Atkins Special Spring Steel, square edge, 1 inch wide by $\frac{1}{4}$ inch thick. Blade of Atkins Silver Steel, $\frac{3}{4}$ inch wide, finished bright. Handle is of seasoned beech, finely finished, varnished edge and is fastened to the frame by four nickeled screws.

ATKINS No. 12

The frame is of fine spring steel, square edge, 1 inch wide, $\frac{1}{4}$ inch thick. Blade is of Atkins Silver Steel, $\frac{3}{4}$ inch wide, finished bright. Handle is of beech, sanded sides and varnished edge, and fastened to frame by four nickeled screws.

ATKINS No. 16

Blade may be instantly removed by turning thumb screw. The most convenient adjustment on the market. Frame 1 inch by $\frac{1}{4}$ inch, made of spring steel. Very rigid. Hardwood handle, not varnished, fastened to frame by three nickeled screws. Nicely finished throughout.

ATKINS No. 18

In designing this frame, we have endeavored to secure the simplest possible construction whereby the blade may be most easily removed and attached and at the same time give complete hygienic features. For these reasons this Saw appeals to large users such as meat packers and saw supply houses.

The blades, being punched, permit the use of either a Butcher Saw Coil or of any punched blade. This Saw is supplied with $\frac{3}{4}$ inch 11 point blade, finished bright. Will furnish with $\frac{3}{4}$ inch blades, finished either bright or blued at the same price.

Frames 20 inches and under are $\frac{3}{4} \times \frac{1}{4}$ inch, 22 inches and over are $1 \times \frac{1}{2}$ inch, round edged steel full polished and tempered. Distance under back to tooth edge at center $4\frac{3}{4}$ inches, at ends 5 inches.

Length.....inches	14	16	18	20	22	24	26	28	30
Price, No. 10.....per dozen	\$16.00	\$17.00	\$18.15	\$19.30	\$20.45	\$21.60	\$22.75	\$23.90	\$25.05
Price, No. 11.....per dozen	16.00	17.00	18.15	19.30	20.45	21.60	22.75	23.90	25.05
Price, No. 12.....per dozen	16.00	17.00	18.15	19.30	20.45	21.60	22.75	23.90	25.05
Price, No. 16.....per dozen	16.00	17.00	18.15	19.30	20.45	21.60	22.75	23.90	25.05
Price, No. 18.....per dozen	16.00	17.00	18.15	19.30	20.45	21.60	22.75	23.90	25.05
Weight, No. 10, per dozen.....pounds	33 $\frac{1}{2}$	34 $\frac{3}{4}$	36	37 $\frac{1}{4}$	38 $\frac{1}{2}$	39 $\frac{3}{4}$	41	42 $\frac{1}{4}$	43 $\frac{1}{2}$
Weight, No. 11, per dozen.....pounds	33 $\frac{1}{2}$	34 $\frac{3}{4}$	36	37 $\frac{1}{4}$	38 $\frac{1}{2}$	39 $\frac{3}{4}$	41	42 $\frac{1}{4}$	43 $\frac{1}{2}$
Weight, No. 12, per dozen.....pounds	33 $\frac{1}{2}$	34 $\frac{3}{4}$	36	37 $\frac{1}{4}$	38 $\frac{1}{2}$	39 $\frac{3}{4}$	41	42 $\frac{1}{4}$	43 $\frac{1}{2}$
Weight, No. 16, per dozen.....pounds	24 $\frac{1}{4}$	26	27 $\frac{3}{4}$	29 $\frac{1}{2}$	31 $\frac{1}{4}$	33	34 $\frac{3}{4}$	36
Weight, No. 18, per dozen.....pounds	25	27	28	31	32	34	36	37	45

The above saws are packed one-third dozen in a box.

ATKINS BUTCHER SAWS

ATKINS No. 1

Frame is of Atkins Special Spring Steel. Finished oval, $\frac{3}{4} \times \frac{3}{8}$ inch. Blade is of Atkins Silver Steel, finished bright. Handle is Easy Grip Pattern, made of seasoned beech, varnished edge, fastened to frame by three nickeled screws.

ATKINS No. 2

This is a flat frame, made of Atkins Special Spring Steel, $\frac{3}{8}$ inch wide and $\frac{1}{4}$ inch thick. Blade of Atkins Special Steel, $\frac{3}{4}$ inch wide, finished bright. Beech handle, with varnished edge, fastened to frame by three blued wood screws.

ATKINS No. 3

Flat back, square edge, 1 inch wide and $\frac{1}{4}$ inch thick. Blade of Atkins Silver Steel will hold its sharp cutting edge. Finished bright, $\frac{3}{4}$ inch wide. Handle of thoroughly seasoned beech, varnished edges, fastened to frame by four nickeled screws. The tension on blade is secured by use of a hexagon nut.

ATKINS No. 5

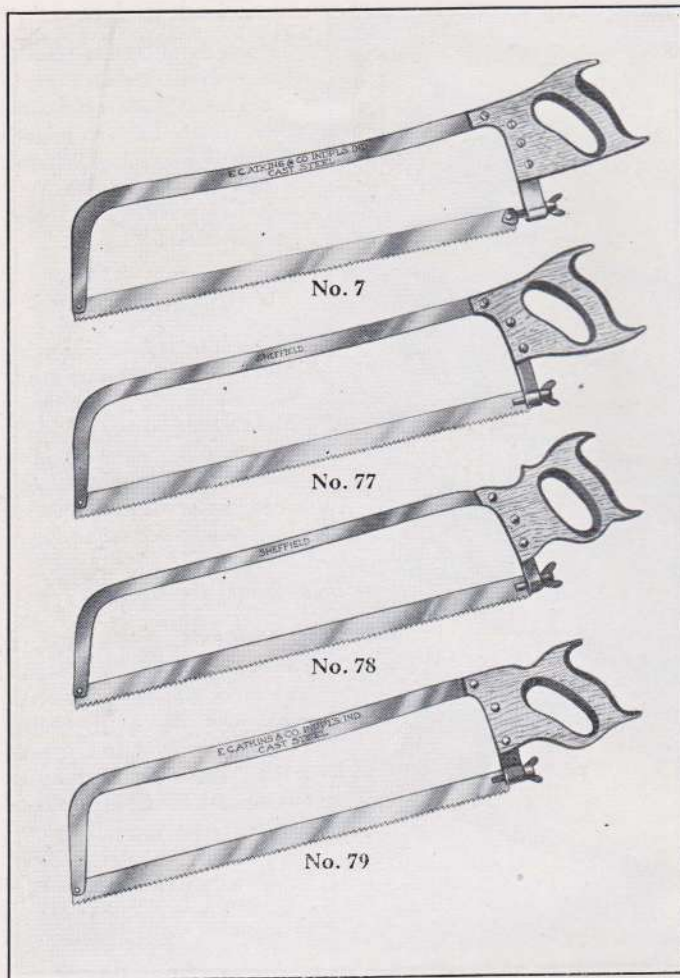
The frame is made of Atkins Special Spring Steel, square edge, 1 inch wide and $\frac{1}{4}$ inch

thick. The blade is of Atkins Silver Steel, blued, $\frac{3}{4}$ inch wide. Thoroughly seasoned beech handle, Easy Grip Pattern, varnished edges, fastened to frame by four nickeled screws.

Length.....inches	12	14	16	18	20	22	24	26	28
Price, No. 1.....per dozen	\$16.70	\$17.55	\$18.40	\$19.55	\$20.70	\$21.85	\$23.00
Price, No. 2.....per dozen	13.00	13.60	14.45	15.30	16.15	17.00	17.85
Price, No. 3.....per dozen	16.00	17.00	18.15	19.30	20.45	21.60	\$22.75	\$23.90
Price, No. 5.....per dozen	25.00	26.00	27.00	28.00	29.00
Weight, No. 1, per dozen...pounds	23	24	25	26	27	28	29
Weight, No. 2, per dozen...pounds	10 $\frac{1}{2}$	13 $\frac{1}{2}$	16 $\frac{1}{2}$	19 $\frac{1}{2}$	22 $\frac{1}{2}$	25 $\frac{1}{2}$	28 $\frac{1}{2}$
Weight, No. 3, per dozen...pounds	25	27 $\frac{3}{4}$	30 $\frac{1}{2}$	33 $\frac{3}{4}$	36 $\frac{1}{4}$	39	42 $\frac{3}{4}$	45 $\frac{1}{2}$
Weight, No. 5, per dozen...pounds	34	36	38	40	42

The above saws are packed one-third dozen in a box.

ATKINS BUTCHER SAWS



ATKINS No. 7

Frame is Atkins Special Spring Steel, flat back, square edge, 1 inch wide and $\frac{1}{4}$ inch thick. Blade is Atkins Silver Steel, $\frac{5}{8}$ inch wide, finished bright. Handle is thoroughly seasoned beech, varnished edges, fastened to frame by four nickeled screws.

ATKINS No. 77

Flat back frame, square edge made of fine spring steel, $\frac{3}{4}$ inch wide, $\frac{1}{4}$ inch thick. The blade is Atkins Special Steel, finished either bright or blue, as specified, $\frac{3}{4}$ inch wide. Beech handle with sanded sides, varnished edges. Fastened to frame by three nickeled screws.

ATKINS No. 78

Frame is fine spring steel, flat back and square edge, $\frac{3}{4}$ inch wide and $\frac{1}{4}$ inch thick. Blade is of Atkins Special

Spring Steel and blued finish, $\frac{3}{4}$ inch wide. Handle is thoroughly seasoned beech. Easy Grip Pattern, varnished edges, fastened to the frame by three nickeled screws.

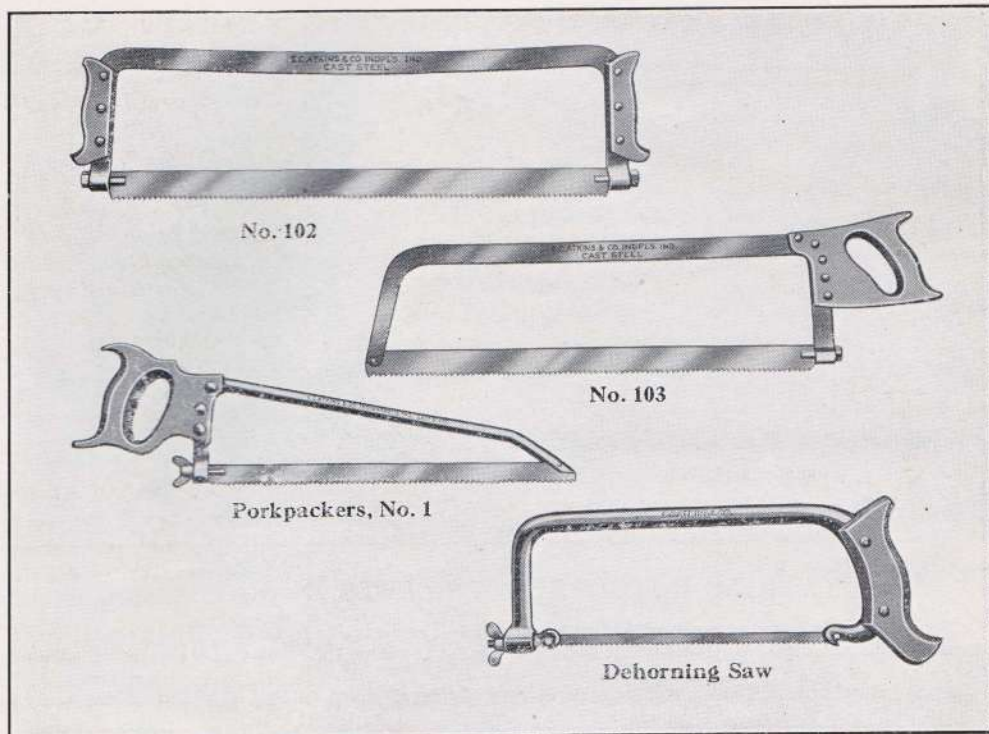
ATKINS No. 79

Fine quality spring steel, flat with square edges, frame 1 inch wide and $\frac{1}{4}$ inch thick. Blade is Atkins Silver Steel, $\frac{3}{4}$ inch wide, finished bright. Handle of beech, finely finished, Easy Grip, varnished edges, fastened to frame by three nickeled screws.

Length.....inches	14	16	18	20	22	24	26	28	30
Price, No. 7.....per dozen	\$16.00	\$17.00	\$18.15	\$19.30	\$20.45	\$21.60	\$22.75	\$23.90
Price, No. 77.....per dozen	16.00	17.00	18.15	19.30	20.45	21.60	22.75	23.90	\$25.05
Price, No. 78.....per dozen	17.00	18.00	19.15	20.30	21.45	22.60	23.75	24.90	26.05
Price, No. 79.....per dozen	16.00	17.00	18.15	19.30	20.45	21.60	22.75	23.90	25.05
Weight, No. 7, per dozen, pounds	24 $\frac{1}{4}$	26	27 $\frac{3}{4}$	29 $\frac{1}{2}$	31 $\frac{1}{4}$	33	34 $\frac{3}{4}$	36
Weight, No. 77, per dozen, pounds	20 $\frac{1}{4}$	22 $\frac{1}{2}$	24 $\frac{3}{4}$	27	29 $\frac{1}{4}$	31 $\frac{1}{2}$	33 $\frac{3}{4}$	36	38 $\frac{1}{4}$
Weight, No. 78, per dozen, pounds	16	20 $\frac{1}{4}$	21 $\frac{1}{2}$	25 $\frac{3}{4}$	30	34 $\frac{1}{4}$	38 $\frac{1}{2}$	42 $\frac{3}{4}$	47 $\frac{1}{4}$
Weight, No. 79, per dozen, pounds	26 $\frac{3}{4}$	29 $\frac{1}{4}$	31 $\frac{3}{4}$	34 $\frac{1}{4}$	36 $\frac{3}{4}$	39 $\frac{1}{2}$	43	45 $\frac{1}{2}$	48

The above saws are packed one-third dozen in a box.

ATKINS BUTCHER SAWS—Silver Steel

**ATKINS DOUBLE END BEEF SPLITTING SAW, No. 102**

Flat steel back, square edge, $1\frac{1}{4} \times \frac{5}{16}$ inches. Heavy Silver Steel Blade, bright, $1\frac{3}{4}$ inches wide. Three nickeled screws in each handle. Packed one in a box.

Length.....inches	24	26	28	30	32	34	36
Price, complete.....each	\$4.50	\$4.75	\$5.00	\$5.50	\$6.00	\$6.50	\$7.00
Price, blades only.....per dozen	8.00	8.25	8.50	8.75	9.00	9.25	9.50
Weight, each.....pounds	6	6 $\frac{1}{2}$	6 $\frac{3}{4}$	7	7 $\frac{1}{4}$	7 $\frac{1}{2}$	8 $\frac{1}{2}$

ATKINS SINGLE HAND BEEF SPLITTING SAW, No. 103

Flat back, $1\frac{1}{4} \times \frac{1}{8}$ inches, square edge. Round eye, round tension spring, hexagon nut, Silver Steel Blade, $1\frac{1}{4}$ inches wide. Beech handle. Five nickeled screws. Packed one-sixth dozen in a box.

Length.....inches	24	26	28	30	32	34	36
Price.....per dozen	\$26.00	\$27.65	\$28.75	\$30.25	\$31.75	\$33.25	\$34.75
Weight, each.....pounds	5 $\frac{1}{4}$	5 $\frac{3}{4}$	6 $\frac{1}{4}$	6 $\frac{3}{4}$	7 $\frac{1}{4}$	7 $\frac{3}{4}$	8 $\frac{1}{4}$

ATKINS PORKPACKERS' SAW, No. 1

Oval steel back, $\frac{5}{8} \times \frac{3}{8}$ inch. Silver Steel, blued clock spring blade, $\frac{3}{4}$ inch wide. Beech handles. Three nickeled screws. Packed one-third dozen in a box.

Length.....inches	14	16	18
Price.....per dozen	\$17.50	\$18.50	\$19.50
Weight, per dozen.....pounds	18 $\frac{1}{2}$	19	22

ATKINS DEHORNING SAWS

Japanned, malleable iron frame, beech handle, complete. Blade, $\frac{1}{4}$ inch wide. Packed six in a box.

Length.....inches	9 $\frac{1}{2}$
Price, complete.....per dozen	\$8.00
Blades only.....per dozen	1.50
Weight, pounds.....per dozen	5 $\frac{3}{4}$

ATKINS BUTCHER SUPPLIES



ATKINS BUTCHER SAW BLADES IN COILS

These blades in coils are made of Atkins Silver Steel—our exclusive formula. This steel is given an extremely high gas temper so that while it is flexible, it is at the same time sufficiently tough to withstand hard usage.

Atkins Butcher Saw Blades will take an exceedingly keen, sharp cutting edge and do not require frequent filing and setting. Blades are set and sharpened, and in perfect condition for use. Furnished either bright or blued, as specified.

They are packed in an attractive box, handsomely labeled. Shipped in coils of 25 feet, unless otherwise specified.

Width.....inches	$\frac{3}{8}$	$\frac{1}{2}$	$\frac{5}{8}$	$\frac{3}{4}$	$\frac{7}{8}$	1	$1\frac{1}{8}$	$1\frac{1}{4}$	$1\frac{1}{2}$
Gauge.....	25	24	24	23	23	23	23	23	22
Number of points.....	14	13	11	11	11	10	10	10	9 or 10
Price.....per foot	\$0.10	\$0.12	\$0.14	\$0.16	\$0.18	\$0.20	\$0.22	\$0.24	\$0.28

ATKINS BUTCHER SAW BLADES

For convenience, we also furnish butcher saw blades cut standard lengths. These blades are of the same perfectly tempered Silver Steel as used in the coils and are finished either bright or blued, as desired. They are not punched on the end.

Packed one dozen in a box.

$\frac{3}{4}$ TO $1\frac{1}{4}$ INCHES WIDE, INCLUSIVE											
Length.....inches	12	14	16	18	20	22	24	26	28		
Price.....per dozen	\$4.15	\$4.40	\$4.65	\$4.90	\$5.15	\$5.40	\$5.65	\$5.90	\$6.15		
$1\frac{1}{2}$ TO 2 INCHES WIDE, INCLUSIVE											
Length.....inches	16	18	20	22	24	26	28	30	32	34	36
Price.....per dozen	\$6.00	\$6.25	\$6.50	\$6.75	\$7.00	\$7.25	\$7.50	\$7.75	\$8.00	\$8.25	\$8.50


ATKINS BUTCHER SAW PUNCH

On account of the variation in butcher saw frames, it is not practical to punch the blades prior to use. We, therefore, offer the Atkins Butcher Saw Punch, illustrated on this page.

The frame is of malleable iron, nicely finished. The screw and cross bar are of high-grade steel. The die and punch are the finest quality of tool steel, highly tempered. Packed one only in a box. Weight six pounds per dozen.

Price.....per dozen \$9.00

ATKINS KITCHEN SAWS

**No. 8 FLAT STEEL BACK**

Flat back, $\frac{5}{8}$ x $\frac{3}{16}$ inch. Special steel blade, bright, $\frac{5}{8}$ inch wide. Beech handle, three blued wood screws.

No. 9 OVAL STEEL BACK**SHEFFIELD SAW WORKS**

Oval back, $\frac{1}{2}$ x $\frac{1}{4}$ inch. Special steel blade, bright, $\frac{5}{8}$ inch wide. Beech handle, two blued wood screws.

No. 13 FLAT STEEL BACK**EXTRA HIGH GRADE**

Flat back, $\frac{5}{8}$ x $\frac{3}{16}$ inch. Silver steel blade, bright, $\frac{3}{4}$ inch wide. Beech handle, three nicked wood screws.

No. 14 FLAT STEEL BACK**EXTRA HIGH GRADE**

Flat back, $\frac{3}{4}$ x $\frac{1}{4}$ inch. Silver steel blade, bright, $\frac{3}{4}$ inch wide. Beech handle, three nicked wood screws.

SAW KNIFE

Price.....per dozen \$6.00

Saw knives are packed one dozen in a box.

No. 88

Atkins No. 88 Kitchen Saw, made of special steel, flat back, $\frac{1}{2}$ x $\frac{3}{16}$ inch. Supplied with a $\frac{5}{8}$ -inch bright blade. Handle is attached to back by three blued screws.

Price.....per dozen \$4.00

Nos. 8, 9, 13, 14 and 88 packed one-half dozen in a box.

Length.....inches	12	14	16	18
Price, No. 8.....per dozen	\$ 5.00	\$ 5.00	\$ 5.00
Price, No. 9.....per dozen	4.50	4.50	4.50
Price, No. 13.....per dozen	8.50	8.50	8.50	\$ 8.50
Price, No. 14.....per dozen	12.00	12.00	12.00	12.00
Weight, No. 8, per dozen.....pounds	11 $\frac{5}{8}$	12 $\frac{1}{4}$	13 $\frac{1}{2}$
Weight, No. 9, per dozen.....pounds	10	11	12
Weight, No. 13, per dozen.....pounds	12	13 $\frac{5}{8}$	15	16
Weight, No. 14, per dozen.....pounds	17 $\frac{1}{2}$	19	20 $\frac{1}{2}$	21 $\frac{3}{4}$

KITCHEN SAW BLADES — $\frac{5}{8}$ INCH WIDE

Length.....inches	12	14	16	18	20	22	24	26	28
Price.....per dozen	\$0.80	\$0.90	\$1.00	\$1.15	\$1.30	\$1.50	\$1.75	\$2.00	\$2.25

Above blades are set and sharpened, but not filed. They are ready for use.

ATKINS HAND SAW HANDLES

PRICE DOES NOT INCLUDE SCREWS



		16, 18, 20 in.	22, 24 in.	26 in.	28 in.
Nos. 51, 55, 66, 67, 70, apple.....	per dozen	\$ 3.65	\$ 4.00	\$ 4.85	\$ 5.20
No. 64, apple.....	per dozen	6.40	6.70	7.90	8.25
No. 52, apple.....	per dozen	4.85	5.20	6.10	6.40
Nos. 53, 61, 65, 68, 69, 73, 93, 96, apple.....	per dozen	4.85	5.20	6.10	6.40
Nos. 54, 74, beech.....	per dozen	2.75	2.75	3.05	3.35
Nos. 76, 86, apple.....	per dozen	3.65	4.00	4.85	5.20
No. 56, cherry.....	per dozen	3.50	3.75	4.00	4.50
Nos. 57, 60, beech.....	per dozen	1.50	1.60	1.70	2.00
No. 58, beech, varnished edges.....	per dozen	1.50
No. 58, beech, unvarnished.....	per dozen	1.35
Nos. 59, 99, beech.....	per dozen	1.50	1.60	1.70	2.00
No. 63, beech.....	per dozen	2.10	2.10	2.45	2.65
No. 62, beech.....	per dozen	1.50	1.60	1.70	2.00
Nos. 400, 401, rosewood.....	per dozen	15.50	16.50	18.00	19.50

MITRE BOX SAW HANDLES

		18-24 in.	26-32 in.
No. 1, apple.....	per dozen	\$5.00	\$5.50

BACK SAW HANDLES

		8-12 in.	14-18 in.	20-24 in.
No. 2, apple.....	per dozen	\$3.25	\$3.50
No. 3, beech.....	per dozen	1.25	1.25	\$1.25

COMPASS SAW HANDLES

No. 2, apple.....	per dozen	\$3.25
No. 3, beech.....	per dozen	1.50
Interchangeable, beech.....	per dozen	1.75
No. 8, beech, varnished edge.....	per dozen	1.25

BUTCHER SAW HANDLES

No. 1, beech.....	per dozen	\$2.00
No. 2, beech.....	per dozen	1.75
No. 5, beech.....	per dozen	2.25
No. 7, beech.....	per dozen	2.25
No. 8, kitchen, beech.....	per dozen	1.75

PRUNING SAW HANDLES

No. 1, beech.....	per dozen	\$1.75
No. 2, beech.....	per dozen	1.75

Screws for all handles extra. Saw handles put up one dozen in a box.



ATKINS SAW SCREWS

BRASS

PRICES

No.	Description	Diam. Inches	Weight per Gross Lbs.	Price per Gross
21	AAA medallion.....	1	5	\$6.00
11	AAA medallion.....	$\frac{27}{32}$	4	5.00
10	Eagle medallion.....	$\frac{27}{32}$	$3\frac{1}{2}$	4.50
20	Eagle medallion.....	1	5	5.50
30	*Iron raised head.....	$\frac{1}{2}$	$3\frac{3}{4}$	3.00
31	Button head.....	$\frac{1}{2}$	3	3.50
1	Oval head.....	$\frac{1}{2}$	$2\frac{3}{4}$	3.00
2	Oval head.....	$\frac{9}{16}$	$3\frac{1}{4}$	3.50

*The No. 30 is iron.

These screws are put up one dozen in small pasteboard boxes and one dozen of these boxes are packed in a large carton.

ASSORTMENTS

We also put up two assortments of screws in a most convenient and salable form, as follows:

Assortment No. 1 consists of a carton containing 36 small boxes, each box containing three No. 1 and one No. 10 brass saw screws, and is adapted for the use of carpenters who want screws for panel saws and the cheaper grade of hand saws.

Assortment No. 2 consists of a carton containing 36 small boxes, each box containing three only No. 2 and one only No. 20 brass saw screws and is adapted for high-grade hand and rip saws.

Assortment No. 3: Three No. 1, three No. 2, and one each 30, 31, 20, 10, 21, 11.

LIST PRICES

No. 1 assortment, each carton containing one gross assorted as above (36 boxes)	\$4.00
No. 2 assortment, each carton containing one gross assorted as above (36 boxes)	4.50
No. 3 assortment, each carton containing 12 boxes (1 dozen in box)	4.00



No. 21



No. 11



No. 10



No. 20



No. 30



No. 31



No. 1



No. 2



ATKINS SILVER STEEL TROWELS

The quality of our famous Silver Steel, from which our saws are made, is particularly adapted for use in trowels. After the perfection of Silver Steel, we naturally looked about for other fields in which this extremely high-grade saw steel would give equally good service. An important tool, the trowel, was suggested. In this article we found just what we wanted, a tool that required a straight, true edge and a finely tempered, well balanced and perfectly finished blade that would stand the most severe usage.

A thorough study of trowel uses enabled our expert designers to construct Silver Steel trowels for various purposes. And they have no superior.


It is with pride that we offer this complete line of trowels for your selection.

The designs are of improved patterns developed by years of experience.

The mountings are attached to the blade with perfect steel rivets of the best quality.

The workmanship is as fine as skilled mechanics and clever mechanical ideas can make it.

The sizes and patterns of trowels shown in this catalog are standard, but they will be made in any length, width or gauge desired. Without a doubt they are the "Finest on Earth" a worthy addition to the Atkins Silver Steel line.



No. 4 SILVER STEEL FINISHING—INDIANA PATTERN

Handle ebony finish, nicely polished. Mounting is cast steel, with 10 rivets.

Length Inches	Width Inches	Weight per Dozen Pounds	Price per Dozen	Length Inches	Width Inches	Weight per Dozen Pounds	Price per Dozen
10	4 $\frac{1}{2}$	5 $\frac{1}{2}$	\$23.50	12 $\frac{1}{2}$	5 $\frac{1}{4}$	7 $\frac{1}{4}$	\$29.00
10 $\frac{1}{2}$	4 $\frac{1}{2}$	5 $\frac{3}{4}$	24.50	13	5 $\frac{1}{2}$	7 $\frac{3}{4}$	31.50
11	4 $\frac{3}{4}$	6	25.50	14	6	8 $\frac{1}{4}$	34.50
11 $\frac{1}{2}$	4 $\frac{3}{4}$	6 $\frac{1}{4}$	26.75	16	6	8 $\frac{3}{4}$	36.75
12	4 $\frac{3}{4}$ -5	6 $\frac{3}{4}$	28.00

No. 5 SILVER STEEL BROWNING
21 GAUGE

Length Inches	Width Inches	Weight per Dozen Pounds	Price per Dozen	Length Inches	Width Inches	Weight per Dozen Pounds	Price per Dozen
11 $\frac{1}{2}$	4 $\frac{3}{4}$	6 $\frac{1}{4}$	\$26.75	12	4 $\frac{3}{4}$	6 $\frac{3}{4}$	\$28.00
11 $\frac{1}{2}$	5	6 $\frac{1}{2}$	26.75	12	5	7	28.00

Same as No. 4, except heavier blade for browning.

No. 10 FINISHING—INDIANAPOLIS PATTERN

Handle, black walnut of the same shape, size and pattern as used on No. 1.

Blades 11 $\frac{1}{2}$ inch and longer have 12 rivets; 10 inch and under, 10 rivets.

Length Inches	Width Inches	Weight per Dozen Pounds	Price per Dozen	Length Inches	Width Inches	Weight per Dozen Pounds	Price per Dozen
10	4 $\frac{1}{2}$	5 $\frac{1}{2}$	\$23.50	12	4 $\frac{3}{4}$ & 5	6 $\frac{3}{4}$	\$28.00
10 $\frac{1}{2}$	4 $\frac{1}{2}$	5 $\frac{3}{4}$	24.50	12 $\frac{1}{2}$	5 $\frac{1}{4}$	7 $\frac{1}{4}$	29.00
11	4 $\frac{3}{4}$	6	25.50	13	5 $\frac{1}{2}$	7 $\frac{3}{4}$	31.50
11 $\frac{1}{2}$	4 $\frac{3}{4}$	6 $\frac{1}{4}$	26.75

All the above packed one-half dozen in a box.

ATKINS PLASTERING TROWELS

No. 1

Length Inches	Width Inches	Weight per Half Dozen Lbs.	Price per Dozen
10	4½	6	\$13.50
10½	4½	6¼	14.50
11	4¾	6½	15.50
11½	4¾	6¾	16.75
12	4¾ & 5	7	18.00
12½	5¼	8	19.50
13	5½	9	21.50
14	6	10	26.00
16	6	10½	30.00

No. 2

Length Inches	Width Inches	Weight per Half Dozen Lbs.	Price per Dozen
10	4½	6	\$12.00
10½	4½	6¼	13.00
11	4¾	6½	14.00
11½	4¾	7	15.25
12	4¾ & 5	7¼	16.50
12½	5¼	7½	18.00
13	5½	8	19.50


No. 13

Length Inches	Width Inches	Weight per Half Dozen Lbs.	Price per Dozen
10	4½	5¾	\$15.00
10½	4½	6½	15.00
11	4¾	6¾	16.00
11½	4¾	7	17.00
12	4¾ & 5	7¼	18.00
12½	5¼	7½	19.00
13	5½	8	20.00

No. 12 CAST STEEL

Length Inches	Width Inches	Weight per Half Dozen Lbs.	Price per Dozen
10	4½	6	\$10.70
10½	4½	6¼	10.70
11	4¾	6½	11.40
11½	4¾	7	12.20
12	4¾ & 5	7¼	13.30

All above packed one-half dozen in a box.



No. 1

SILVER STEEL FINISHING

We make these in lengths of 10, 11, 12, 13, 14, 15 and 16 inches. Widths, 4½, 5 and 5¼ inches. Handle, straight, natural wood finish. Malleable iron mounting.

No. 2

CAST STEEL FINISHING

This style is made in lengths of 11, 11½ and 12 inches. Widths, 4¾ and 5 inches. Handle, straight, natural wood finish. Malleable iron mounting, attached with 5 rivets.

No. 13

This blade is nicely polished and of superior construction throughout. Lengths, 10, 11, 12 and 13 inches. Widths, 4½, 4¾, 5, 5¼ and 5½ inches. Stained, tapered handle. Malleable iron mounting, attached with 7 rivets.

No. 12

SHEFFIELD SAW WORKS

Made in lengths of 10 to 12 inches. Widths, 4¾ and 5 inches. Sheffield quality. Handle, straight pattern, stained yellow. Malleable castings, 3 rivets.

ATKINS CEMENT TROWELS

No. 6 EDGING

SILVER STEEL
WARRANTED

A special trowel for edging cement walks.

11½ inches long, 4¾ inches wide.

Weight, 11¾ pounds per dozen.

Price.....per dozen \$20.00

Packed one-half dozen in a box.

No. 7 CURBING

Silver Steel Blade, 10 inches long, 5 inches wide, 5 inches deep, 1½ inches radius. Weight, 36 pounds per dozen.

Price.....per dozen \$30.00

Other sizes made to order. Prices on application.

No. 8 RADIUS

Silver Steel Blade, 8 inches long, 2½ inches radius, ¼ round. Weight 16½ pounds per dozen.

Price.....per dozen \$30.00

Other sizes made to order. Prices on application.

No. 9 GUTTERING


Silver Steel Blade, 10 inches long, 5 inches wide, 5 inches deep, 1½ inches radius.

This trowel will be furnished with either style handle.

Weight, 42 pounds per dozen.

Price.....per dozen \$30.00

Other sizes made to order. Prices on application.



No. 6



No. 7



No. 8



No. 9

ATKINS HANDY AND MOUNTING TOOLS



Atkins Handy Tool

AAA Mounting Tool

ATKINS HANDY TOOLS

A set of tools that consists of keyhole saw and pad, putty knife, chisel, screw driver and claw. Put up one set in a box. Just the tools for home use.

Price, handles.....	per dozen	\$0.70	Price, chisels.....	per dozen	\$1.00
Price, keyhole saws.....	per dozen	1.60	Price, screw drivers and tack claws, per dozen		1.00
Price, putty knives.....	per dozen	1.50	Price, tools, complete set.....		5.80

Price for one set Handy Tools, 50 cents. If sent by mail, 8 cents additional.

ATKINS "AAA" MOUNTING TOOL

This is a combination gauge for mounting butts and locks.

It is indispensable for gauging and cutting for lock plates, door butts and other mountings that are to be set in wood.


The lower right-hand illustration shows the tool in use cutting for butts. By turning handle to the left the marker is loosened on the gauge rod so that it may be set at any desired point. The small scratch point on the end of the shaft takes the thickness of the butt in the wood.

The lower left-hand illustration shows the operation of gauging and cutting a rabbeted jamb for a door butt. The gauge plate is $\frac{1}{16}$ inch thick which gives the necessary clearance between the door and frame or stop. As each blade has two cutting edges the tool may be operated by drawing it up or down.

The lower center illustration shows the tool in use for mounting locks. The markers being sharp, the tool in ordinary wood will not only gauge but cut to the desired depth. These may be sharpened with an ordinary file.

Handle finely finished, all metal parts nickel-plated and buffed, length of gauge rod $2\frac{1}{8}$ inches, extreme length of gauge 6 inches, weight $5\frac{1}{2}$ ounces, packed one in a box, handsomely labelled.

Price..... per dozen \$15.00



ATKINS FLOOR SCRAPERS AND SPOKE SHAVES

ATKINS PERFECTION FLOOR AND CABINET SCRAPERS

Adjustable. One-half dozen in box.

Price	per dozen	\$10.00
Price, extra blades, 3 x 3 inches		
Atkins Silver Steel, 16 gauge		
beveled	per dozen	2.20
Weight, each	ounces	13 1/4

SPECIAL FLOOR SCRAPER BLADES

HIGH TEMPER BEVELED EDGE

Price, 3 x 3 inches	per dozen	\$2.20
Price, 3 x 6 inches	per dozen	3.00

ATKINS RAMSHORN FLOOR AND CABINET SCRAPERS

Price	per dozen	\$10.00
Price, extra blades, Atkins Silver Steel, 19 gauge, per dozen		2.00
Price, extra blades, common quality, 19 gauge	per dozen	1.60
Weight, each	ounces	20 1/2

ATKINS FLOOR AND CABINET SCRAPERS, No. 5

Frame 11 inches long. Solid metal. Japan finish. Blades Silver Steel. 2 3/4 x 2 1/2 x 16 gauge. Beveled both ends, interchangeable. Packed one in a box.

Price, complete	per dozen	\$11.00
Price, blades only	per dozen	2.00
Weight, each	ounces	20

ATKINS AAA SPOKE SHAVE

9 3/4 inches in length, blade of Silver Steel. Hand holds are one inch wide, rounded and knurled. Made of finest malleable. All other parts crucible steel. Dull enamel finish.

Price	per dozen	\$3.00
Weight, each	ounces	12



CABINET SCRAPERS—Illustrated on Page 243

No. 1 ATKINS HIGH-GRADE SPECIAL STEEL, 6 INCHES LONG, SHEARED EDGES, 20 GAUGE

Width	inches	2	2 1/2	3	3 1/2	4	4 1/2	5
Price	per dozen	\$1.00	\$1.20	\$1.40	\$1.60	\$1.80	\$2.00	\$2.20

No. 2 COMMON QUALITY, 6 INCHES LONG, SHEARED EDGES, 19 GAUGE

Width	inches	2	2 1/2	3	3 1/2	4	4 1/2	5
Price	per dozen	\$0.50	\$0.60	\$0.70	\$0.80	\$0.90	\$1.00	\$1.10

Unless otherwise specified common quality scrapers are sent on all orders. Packed one dozen in a box.

No. 0 SILVER STEEL, CABINET SCRAPERS, FURNISHED 18, 19 OR 20 GAUGE AS SPECIFIED

Width	inches	2	2 1/2	3	3 1/2	4	4 1/2	5
Price, 4 inches long	per dozen	\$2.00	\$2.20	\$2.40	\$2.75	\$3.20
Price, 5 inches long	per dozen	2.25	2.45	2.65	3.05	3.50	\$4.00	\$4.50
Price, 6 inches long	per dozen	2.60	2.80	3.00	3.50	4.00	4.50	5.00


Made with finished edges. "Finest on Earth," for discriminating people.

The above cabinet scrapers are also furnished one dozen in a box, in assortments as follows:

Number of pieces	1	2	2	1	2	2	2	No. 1, price, for assortment ..	per dozen	\$1.50
Length	inches	5	5	5	6	6	6	No. 2, price, for assortment ..	per dozen	.75
Width	inches	2 1/2	3	3 1/2	2 1/2	3	3 1/2	No. 0, price, for assortment ..	per dozen	3.50



ATKINS SCRAPERS



One Convex and One Square End

No. 1 Bench Scraper

French Pattern or Concave and Convex

Figure 6 or Swan Neck

No. 2 Bench Scraper

Wall Scraper

Belt Scraper

Flour Tester

Cabinet Scraper

No. 1 BENCH SCRAPER

14 inches over all. Socket $6\frac{1}{2}$ inches long, threaded for $\frac{3}{8}$ -inch square nut. Handle finely finished beech, shaped, $1\frac{1}{2}$ inches in diameter, $7\frac{1}{2}$ inches long. Flat blade, of 14 gauge tempered steel, beveled on three edges. $3\frac{3}{4}$ inches from point to point. Packed one-half dozen in box. Weight, 1 pound.

Price.....per dozen \$5.00
Price, extra blades....per dozen 2.00

No. 2 BENCH SCRAPER

$16\frac{1}{2}$ inches over all. Socket $3\frac{3}{4}$ inches long. Threaded for $\frac{3}{8}$ -inch square nut. Finely finished, shaped beech handle, $1\frac{1}{2}$ inches diameter, $12\frac{1}{2}$ inches long. Blade concave, 14 gauge tempered steel. Beveled edges. 5 inches from point to point. Packed one-half dozen in box. Weight, 10 ounces.

Price.....per dozen \$5.00
Price, extra blades....per dozen 2.50

One Convex and One Square End

$1\frac{1}{2}$ x 4 inches.....per dozen \$1.25

Made only in No. 0 Silver Steel Quality Hand Finished Edges.

FRENCH PATTERN

Made only in No. 0 Silver Steel Quality Hand Finished Edges.

$2\frac{1}{2}$ x 5 in., 18, 19 or 20 gauge doz. \$2.50
3 x 5 in., 18, 19 or 20 gauge..doz. 3.00
 $2\frac{1}{2}$ x 6 in., 18, 19 or 20 gauge..doz. 3.00
3 x 6 in., 18, 19 or 20 gauge..doz. 3.50

FIGURE 6 OR SWAN NECK

Made only in No. 0 Silver Steel Quality Hand Finished Edges.

3 x 5 inches, 20 gauge. .per dozen \$3.00

WALL SCRAPER

$8\frac{3}{4}$ inches over all. Blade 5 inches by 4 inches, 5 inches by $3\frac{1}{2}$ inches. Fastened to handle by two wood screws. Handle of finely finished hardwood. Packed one-half dozen in box.

Price, $3\frac{1}{2}$ in.....dozen \$2.75
Price, 4 in.....dozen 3.00
Price, $3\frac{1}{2}$ in., blades only..dozen 1.10
Price, 4 in., blades only....dozen 1.35

BELT SCRAPER

Made of Atkins Silver Steel. Handle selected, seasoned hardwood, finely finished. Blade 3 inches long by 4 inches wide, 16 gauge. Edge convex. Beveled edge. Polished. Packed one-half dozen in a box. Weight, $6\frac{3}{4}$ pounds per dozen.

Price.....per dozen \$4.00
Extra for turning edges.....per dozen 1.00

For special shaped handles, prices on application.

FLOUR TESTER

A finely finished practical tool for testing the quality of flour. Made of fine steel. Supplied either highly polished or nickel-plated. Made according to any specifications. Prices quoted on application.



ATKINS CORN KNIVES

No. 1 SILVER STEEL

Length of blade, 15½ inches.
Width at end, 2¾ inches. Length
over all, 22 inches. Blade, polished
bright. Varnished handle. Num-
ber of rivets, 3.

Price.....per dozen \$3.50
Weight, per dozen..pounds 11

No. 2 SPECIAL STEEL

Length of blade, 15½ inches.
Width at end, 2¾ inches. Length
over all, 22 inches. Blade black.
White unvarnished handle. Num-
ber of rivets, 3.

Price.....per dozen \$3.30
Weight, per dozen..pounds 12

No. 3 SILVER STEEL

Length of blade, 17½ inches.
Width at end, 1½ inches. Length
over all, 23 inches. Blade, polished
bright. Varnished handle. Num-
ber of rivets, 3.

Price.....per dozen \$3.50
Weight, per dozen..pounds 9

No. 4 SILVER STEEL

Length of blade, 15 inches.
Width at end, 3 inches. Length
over all, 21½ inches. Blade, pol-
ished bright. Varnished handle.
Number of rivets, 3.

Price.....per dozen \$3.40
Weight, per dozen..pounds 12

No. 6 SPECIAL STEEL

Length of blade, 15 inches.
Width at end, 3 inches. Length
over all, 21½ inches. Hardwood
handle, natural finish. Number of
rivets, 3.

Price.....per dozen \$3.10
Weight, per dozen..pounds 12

No. 7 SPECIAL STEEL

Length of blade, 15 inches.
Width at end, 3 inches. Length
over all, 21½ inches. Self-colored.
Varnished handle. Number of
rivets, 3.

Price.....per dozen \$3.00
Weight, per dozen..pounds 13

No. 9 SILVER STEEL

Length of blade, 17¾ inches.
Width at end, 1½ inches. Length
over all, 24 inches. Hardwood
handle, natural finish. Number of
rivets, 5.

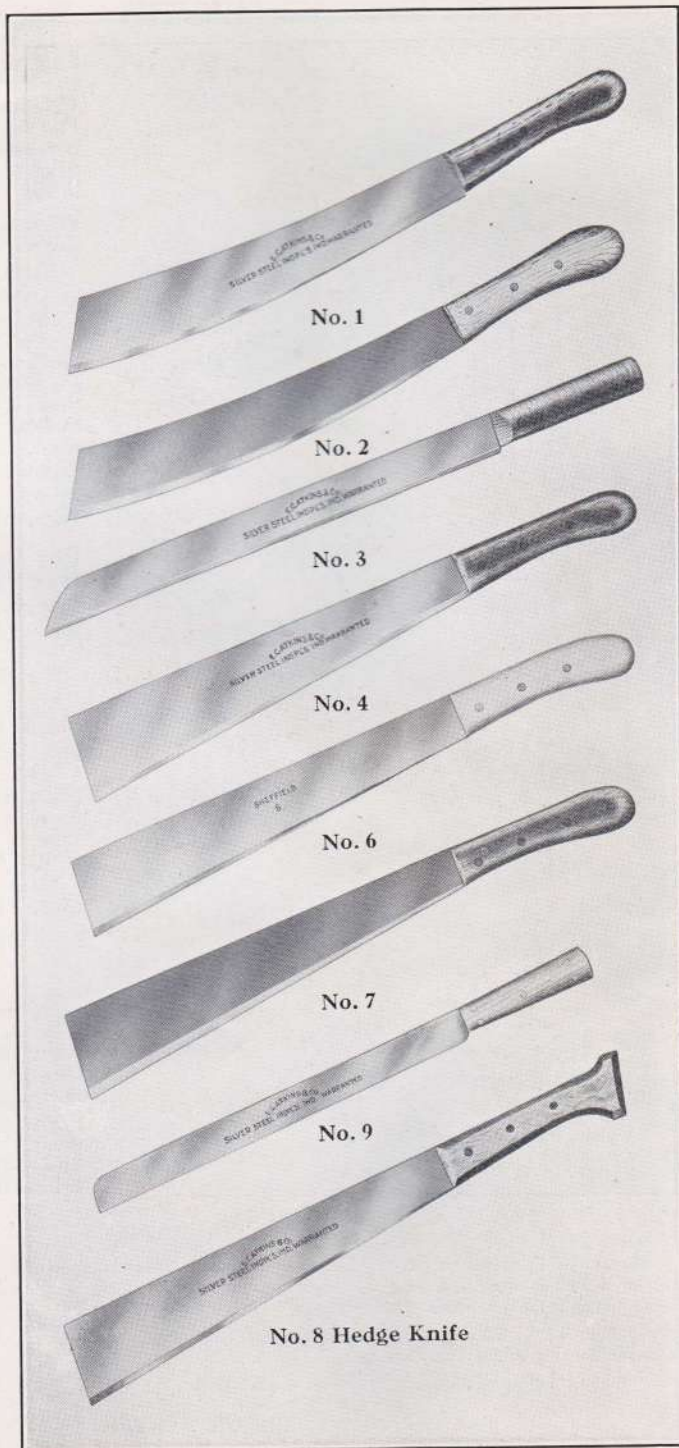
Price.....per dozen \$7.50
Weight, per dozen..pounds 12

**No. 8 HEDGE KNIFE
SILVER STEEL**

Length of blade, 15 inches.
Width at end, 3 inches. Length
over all, 21½ inches. Blade, pol-
ished bright. Handle, natural fin-
ish. Number of rivets, 3.

Price.....per dozen \$5.00
Weight, per dozen..pounds 12

All above (excepting Nos. 3 and
9) are packed one-half dozen in
package. Nos. 3 and 9, one-half
dozen in pasteboard box.





ATKINS CANE KNIVES

SILVER STEEL



No. 10



No. 11



No. 12



No. 13



No. 14

No. 10 CANE KNIFE

Length of blade, $11\frac{1}{2}$ inches.
Width at end, $5\frac{1}{8}$ inches.
Width at handle, $2\frac{1}{2}$ inches.
Length over all, $19\frac{3}{4}$ inches.
Number of rivets, 4. Weight
unpacked, per dozen, 13
pounds. 19 gauge.

Price.....per dozen \$8.00

Furnished with either
straight or curved hook.

No. 11 CANE KNIFE

Length of blade, $10\frac{3}{4}$ inches.
Width at end, $3\frac{3}{4}$ inches.
Width at handle, $2\frac{1}{4}$ inches.
Length over all, $17\frac{1}{2}$ inches.
Beech handle. Number of
rivets, 3. Weight, per dozen,
9 pounds. 19 gauge.

Price.....per dozen \$6.50

Furnished with either
straight or curved hook.

No. 12 CANE KNIFE

Length of blade, $11\frac{1}{4}$ inches.
Width at end, $4\frac{7}{8}$ inches.
Width at handle, $2\frac{3}{8}$ inches.
Length over all, $19\frac{5}{8}$ inches.
Hardwood handle. Number
of rivets, 4. Weight, per
dozen, 12 pounds.

Price.....per dozen \$7.50

No. 13 CANE KNIFE

Length of blade, 13 inches.
Width at end, $5\frac{1}{8}$ inches.
Width at handle, $2\frac{1}{2}$ inches.
Length over all, $19\frac{7}{8}$ inches.
Hardwood handle. Number
of rivets, 4. Weight, per
dozen, 13 pounds.

Price.....per dozen \$9.00

No. 14 CANE KNIFE

Length of blade, $11\frac{5}{8}$ inches.
Width at end, $5\frac{1}{8}$ inches.
Width at handle, $2\frac{5}{8}$ inches.
Length over all, $19\frac{7}{8}$ inches.
Hardwood handle. Number
of rivets, 4. Weight, per
dozen, 13 pounds. 18 gauge.

Price.....per dozen \$8.50

Above packed one dozen in
box.



ATKINS CANE KNIVES

No. 15 CANE KNIFE

Length of blade, $14\frac{1}{2}$ inches. Width at end, $4\frac{1}{4}$ inches. Width at handle, $2\frac{1}{8}$ inches. Length over all, $21\frac{1}{2}$ inches. Hardwood handle. Number of rivets, 5. 15 gauge.

Price.....per dozen \$9.00
Weight, per doz., 20 pounds.

If wanted 16 or 17 gauge deduct 50 cents from list. If wanted 18 or 19 gauge, deduct \$1.00 from list.

No. 16 CANE KNIFE

Length of blade, $14\frac{1}{4}$ inches. Width at end, 5 inches. Width at handle, $2\frac{1}{2}$ inches. Length over all, $21\frac{1}{8}$ inches. Hardwood handle. Number of rivets, 4. 15 gauge.

Price.....per dozen \$9.00
Weight, per doz., 18 pounds.

No. 17 CANE KNIFE

Length of blade, $14\frac{1}{4}$ inches. Width at end, 5 inches. Width at handle, $2\frac{1}{2}$ inches. Length over all, $21\frac{1}{8}$ inches. Hardwood handle. Number of rivets, 4. 15 gauge.

Price.....per dozen \$9.00
Weight, per doz., 18 pounds.

No. 18 CANE KNIFE

Length of blade, $11\frac{1}{4}$ inches. Width at end, $4\frac{1}{8}$ inches. Width at handle, $2\frac{1}{4}$ inches. Length over all, $19\frac{5}{8}$ inches. Hardwood handle. Number of rivets, 4. 19 gauge.


Price.....per dozen \$7.00
Weight, per doz., 14 pounds.

No. 19 CANE KNIFE


Length of blade, $13\frac{1}{2}$ inches. Width at end, $5\frac{1}{8}$ inches. Width at handle, $2\frac{3}{4}$ inches. Length over all, $20\frac{1}{4}$ inches. Hardwood handle. Number of rivets, 4. 15 gauge.

Price.....per dozen \$9.00
Weight, per doz., 17 pounds.

Above packed one dozen in box.



ATKINS BEET KNIVES



No. 1

No. 2

No. 3

No. 4

No. 5

No. 6

No. 55

No. 555

No. 1 BEET KNIFE
SILVER STEEL

Length of blade, $11\frac{1}{4}$ inches.
Width at widest part, $2\frac{3}{4}$ inches.
Length over all, 17 inches.
Straight blade, 14 gauge. Hard-
wood handle, natural finish. Num-
ber of rivets, 3.

Price.....per dozen \$5.00
Weight, per dozen..pounds 10

No. 2 BEET KNIFE
SILVER STEEL

11 gauge, otherwise the same as
No. 1 Beet Knife.

Price.....per dozen \$5.60

No. 3 BEET KNIFE
SILVER STEEL

Length of blade, $9\frac{1}{4}$ inches.
Width at widest part, $2\frac{3}{4}$ inches.
Length over all, $15\frac{1}{2}$ inches.
Curved blade, 14 gauge. Hard-
wood handle, natural finish. Num-
ber of rivets, 3.

Price.....per dozen \$6.20
Weight, per dozen..pounds 10

No. 4 BEET KNIFE
SILVER STEEL

11 gauge, otherwise the same as
No. 3 Beet Knife.

Price.....per dozen \$6.80

No. 5 BEET KNIFE
SPECIAL STEEL

Length of blade, $11\frac{3}{4}$ inches.
Width at widest part, 2 inches.
Length over all, $18\frac{1}{4}$ inches.
Straight blade with prong. Hard-
wood handle, natural finish. Num-
ber of rivets, 3.

Price.....per dozen \$8.00
Weight, per dozen..pounds 9

No. 6 BEET KNIFE
SPECIAL STEEL

Length of blade, $11\frac{1}{8}$ inches.
Width at widest part, 2 inches.
Length over all, $18\frac{1}{8}$ inches.
Pointed curved blade. Hardwood
handle, natural finish. Number of
rivets, 3.

Price.....per dozen \$6.10
Weight, per dozen..pounds $9\frac{1}{2}$

No. 55 BEET KNIFE
SPECIAL STEEL

Length of blade, $9\frac{1}{8}$ inches.
Width at widest part, $1\frac{1}{8}$ inches.
Length over all, 15 inches. Straight
blade with prong. Hardwood han-
dle, natural finish. Number of
rivets, 3.

Price.....per dozen \$8.00
Weight, per dozen..pounds 9

No. 555 BEET KNIFE
SPECIAL STEEL


Length of blade, $9\frac{1}{8}$ inches.
Width at widest part, $1\frac{1}{8}$ inches.
Length over all, 15 inches. Pointed,
straight blade. Hardwood handle,
natural finish. Number of riv-
ets, 3.

Price.....per dozen \$5.60
Weight, per dozen..pounds 7

All above packed one-half dozen
in box.

ATKINS RATCHET BIT BRACES

ENCLOSED FRAME



No. 5108

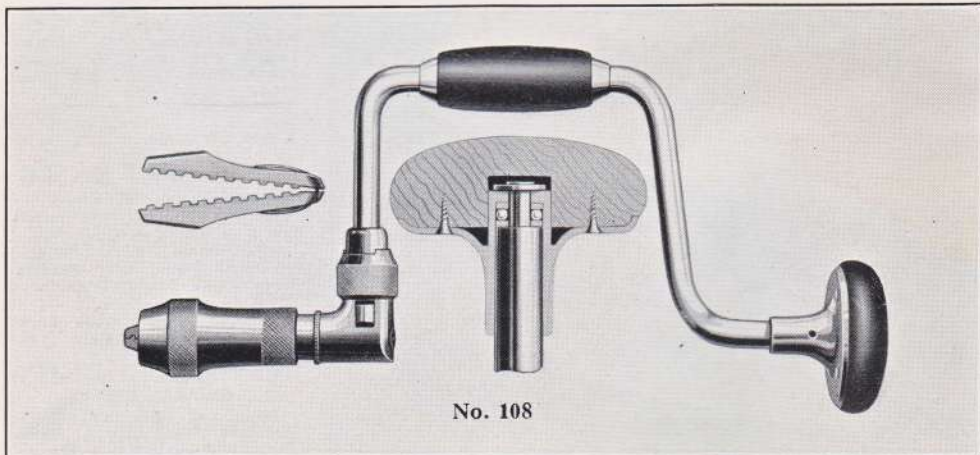
ATKINS RATCHET BIT BRACES

These are in every sense high-grade, and exceptionally well made Bit Braces. All metal parts except the Jaws and Pawls are highly polished and nickel-plated. They have ball-bearing metal-clad Heads and both the Heads and Handles are of hardwood, neatly finished. The Chuck, Ratchet and Quill are of carefully selected steel. The Sweep, of finished cold drawn steel. The Chuck is of an improved design, very strong, and is ball-bearing. It is fitted with forged steel Alligator Jaws, fastened together with a Spring, which will hold round shank drills from $\frac{1}{8}$ to $\frac{1}{2}$ inch, as well as regular bits with square taper shanks. In the Nos. 5112 and 5114, the Ratchet construction is especially heavy.

SIZES AND PRICES, Nos. 5108-5114

No. 5108, 8-inch sweep.....per dozen	\$42.00	No. 5112, 12-inch sweep.....per dozen	\$45.00
No. 5110, 10-inch sweep.....per dozen	43.20	No. 5114, 14-inch sweep.....per dozen	46.80

Packed one-sixth dozen in a box. Approximate weight, 10-inch size, 36 pounds per dozen.



No. 108

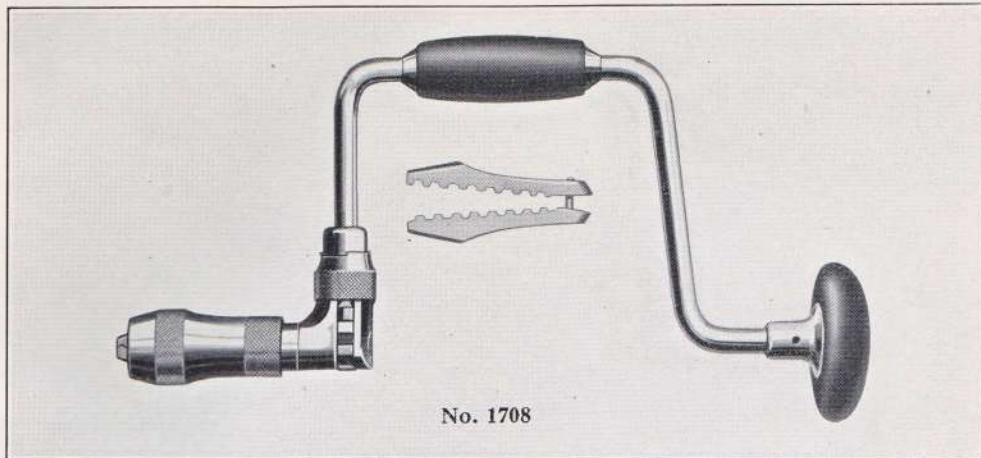
SIZES AND PRICES, Nos. 106-114

No. 106, 6-inch sweep.....per dozen	\$31.20	No. 112, 12-inch sweep.....per dozen	\$34.20
No. 108, 8-inch sweep.....per dozen	31.20	No. 114, 14-inch sweep.....per dozen	36.00
No. 110, 10-inch sweep.....per dozen	32.40		

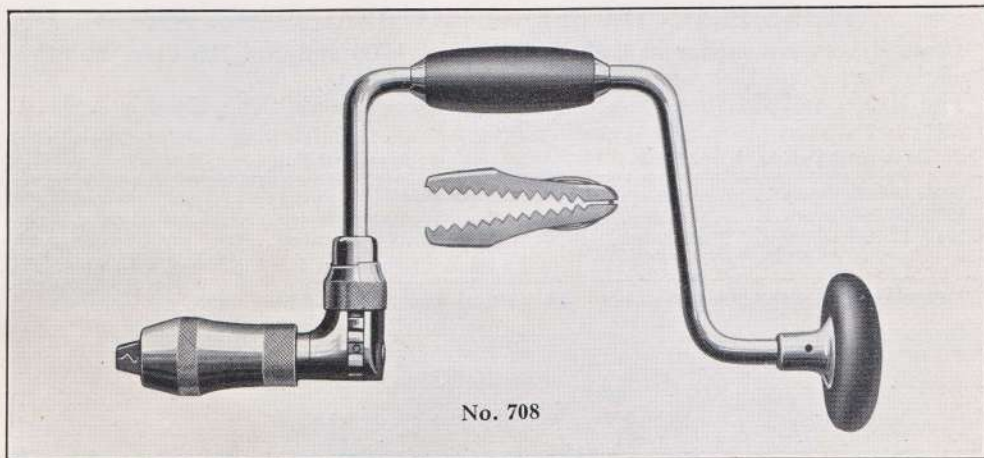


ATKINS RATCHET BIT BRACES

EXPOSED GEARS



No. 1708



No. 708

BRACES 1708, 708 AND 508

These Braces are well made, low priced tools, having the Ring Ratchet form of ratchet end. They are polished and nickel-plated, or aluminum finished. Heads and Handles of hardwood, ebonized. The Quill is fastened to the Head with screws. Fitted with cast steel Alligator Jaws which will hold all sizes of bits.

SIZES AND PRICES

No. 1708, 8-inch sweep.....per dozen	\$18.60	No. 1712, 12-inch sweep.....per dozen	\$19.80
No. 1710, 10-inch sweep.....per dozen	19.20		

No. 508 RATCHET BIT BRACES

Heavily nickeled. Ebonized or mahogany stained and polished hardwood head and handle. Metal-clad head. Not ball-bearing.

SIZES AND PRICES

No. 508, 8-inch sweep.....per dozen	\$18.00	No. 512, 12-inch sweep.....per dozen	\$20.50
No. 510, 10-inch sweep.....per dozen	19.00		

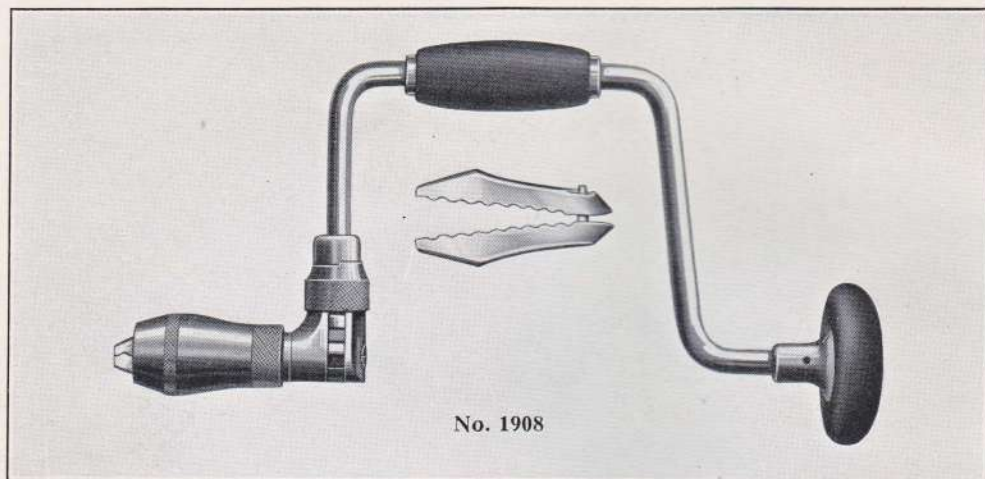
No. 708 RATCHET BIT BRACES

SIMILAR TO ABOVE BUT NOT NICKEL-PLATED—SIZES AND PRICES

No. 708, 8-inch sweep.....per dozen	\$16.20	No. 712, 12-inch sweep.....per dozen	\$17.40
No. 710, 10-inch sweep.....per dozen	16.80		

Packed one-half dozen in a box. Approximate weight, 10-inch size, 30 pounds per dozen.

ATKINS PLAIN OR SLEEVE BIT BRACES



No. 1908

ATKINS PLAIN OR SLEEVE BIT BRACES, No. 1908

These Braces are similar in design to the No. 1708 and No. 708 lines, but the Chuck is shorter and they are not quite so highly finished.

The Heads and Handles are of hardwood, mahoganized. The Head is screwed on and cemented in place. Cast steel Alligator Jaws. Polished and nickel-plated.

SIZES AND PRICES, Nos. 1908-1912

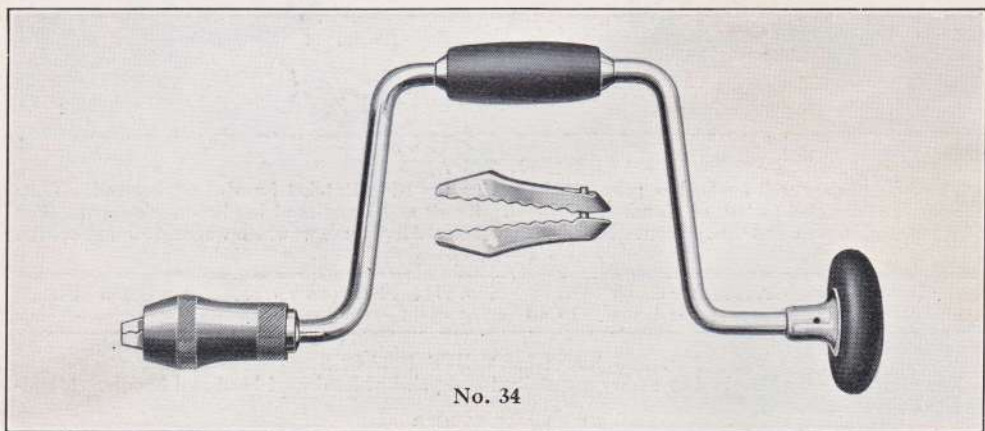
No. 1908, 8-inch sweep.....per dozen	\$15.00
No. 1910, 10-inch sweep.....per dozen	15.60
No. 1912, 12-inch sweep.....per dozen	16.20

SIZES AND PRICES, Nos. 68-72

No. 68, 8-inch sweep.....per dozen	\$12.60
No. 70, 10-inch sweep.....per dozen	13.20
No. 72, 12-inch sweep.....per dozen	13.80

Similar to opposite side but not nickel-plated.

Packed one-half dozen in a box. Approximate weight, 10-inch size, 28 pounds per dozen.



No. 34

ATKINS PLAIN OR SLEEVE BIT BRACES No. 34

Heavily nickel-plated. Plain, hardwood head and handle, ebonized. Not ball-bearing. A good, low priced brace.

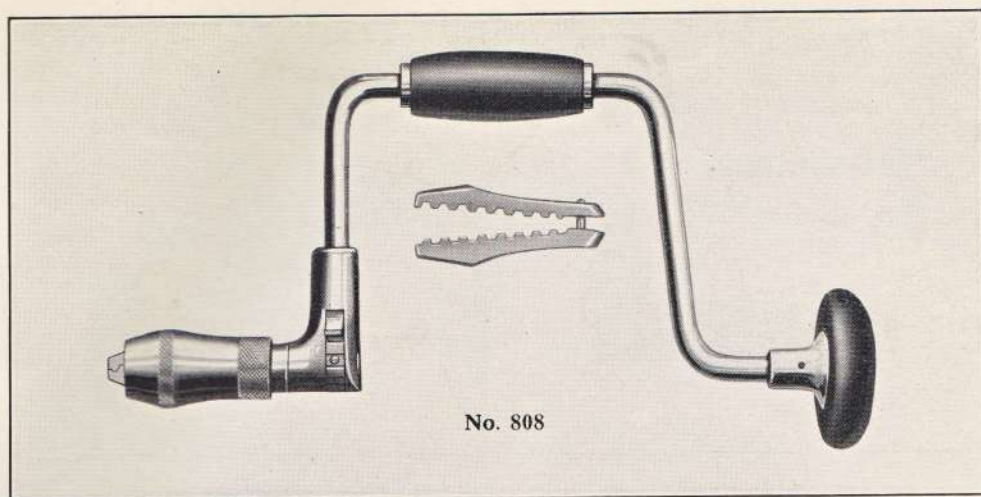
SIZES AND PRICES, Nos. 34-39

No. 34, 8-inch sweep.....per dozen	\$10.80	No. 37, same, finely polished....per dozen	\$8.40
No. 35, 10-inch sweep.....per dozen	11.40	No. 38, same, finely polished....per dozen	9.00
No. 36, 12-inch sweep.....per dozen	12.00	No. 39, same, finely polished....per dozen	9.60

Packed one-half dozen in a box. Approximate weight, 10-inch size, 24 pounds per dozen.

ATKINS RATCHET BIT BRACES

EXPOSED GEARS



No. 808

ATKINS RATCHET BIT BRACES, No. 808

These Braces have the latch pawl style of ratchet ends. The sweep is of cold drawn steel. Hardwood head and handle, mahoganized. Blued finish pawls and cast steel alligator jaws. The head is screwed on and cemented in place. All metal parts polished.

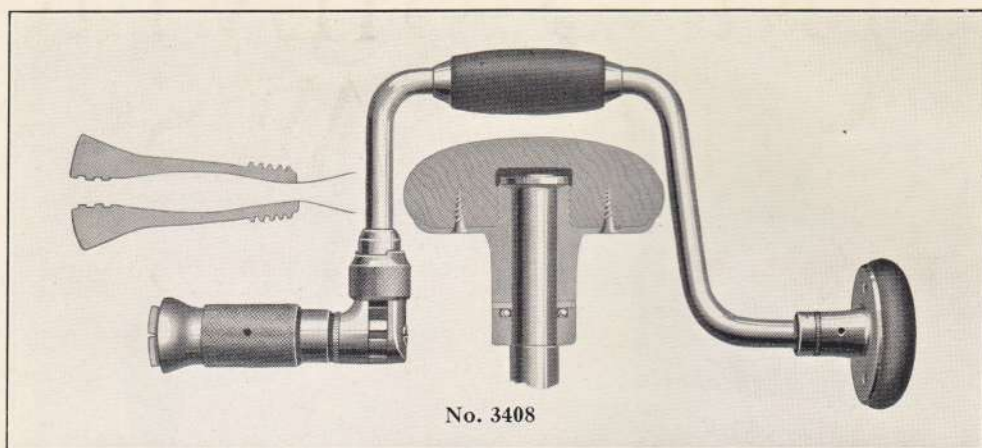
No. 808, 8-inch sweep.....	per dozen	\$11.40
No. 810, 10-inch sweep.....	per dozen	12.00
No. 812, 12-inch sweep.....	per dozen	12.60

Packed one-half dozen in a box. Approximate weight, 10-inch size, 28 pounds per dozen.



ATKINS RATCHET BIT BRACES

EXPOSED AND ENCLOSED GEARS




No. 3408

ATKINS RATCHET BIT BRACES, No. 3408

These Braces are designed to meet the requirements of the trade for a Chuck which has the combination of a square taper socket in which the shank of the bit can be securely held while the pattern of jaws here shown serve to lock the bit firmly into the socket and center it.

Head and Handle hardwood. Hardened steel Pawls. Full nickel-plated. Ball-bearing metal-clad head.

The Chucks are of steel, and Jaws are made of forged steel designed to firmly hold all sizes of square shank bits. The Sweep is made from finished cold drawn steel.



ATKINS PLAIN OR SLEEVE BIT BRACES, No. 3409

Heavily nickel-plated. Fully hardened head and jaws. Square taper socket. Square shank. A good box joint design.

SIZES AND PRICES, No. 3409

No. 34, 1/2 inch sweep	per dozen	\$10.00	No. 35, 1/2 inch sweep	per dozen	\$10.00
No. 36, 3/4 inch sweep	per dozen	\$11.00	No. 37, 3/4 inch sweep	per dozen	\$11.00
No. 38, 1 inch sweep	per dozen	\$12.00	No. 39, 1 inch sweep	per dozen	\$12.00

For details and specifications, see "Specifications" section, page 100, and "Catalogue" per month.

ATKINS SILVER STEEL SAWS

For Manual Training
Schools





ATKINS MANUAL TRAINING SCHOOL SAWS AND TOOLS

FOR WOOD AND METAL WORKING

Atkins Silver Steel Saws are particularly desirable for use in Manual Training Schools, where the finest equipment is essential. We realize fully the importance of supplying the younger generation with strictly high-grade saws. Our Manual Training Saws are made with this idea in view.

The material used in and the general construction of Atkins Manual Training Saws is similar to the regular line.

We particularly solicit the opportunity of submitting samples of Manual Training Saws, for comparative test, and shall be pleased to hear from any one who contemplates the purchase of an outfit.

On the following page, will be found illustrations of the general Manual Training line, followed by a page listing these various saws.

Atkins Silver Steel Manual Training Saws have been adopted by many of the largest institutions in the country. We have most convincing letters of endorsement from many of the most prominent instructors, which we will furnish upon request.

To those interested we will gladly send our complete catalog of Manual Training Saws, Tools, Machine Knives, Hack Saw Blades and Metal Cutting Machinery

We are also in a position to furnish necessary saws to be used in connection with a power equipment, such as Bands, Circular Saws, Felloe Webs, Scroll Saws, Machine Knives.

For the metal working departments, Atkins AAA Non-Breakable and Power Hack Saw Blades will be found admirably fitted. These, used in connection with any of the improved patterns of Atkins Hack Saw Frames, will insure most satisfactory service.


Atkins Kwik-Kut Metal Cutting, and Metal Band Machines are in use in many of the largest equipments. Our circular metal saws should also be considered as we make them for all types of machines.

We have specialists who reach every city in the United States, and can arrange with any Manual Training Institution to have our experts deliver an address to their students on "Manufacture and Use of Saws."


MANUAL TRAINING SAWS AND TOOLS




No. 51




No. 53




No. 3



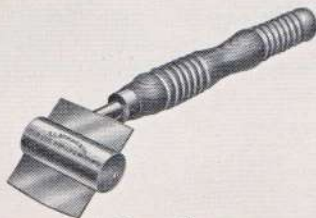
No. 2 Back Saw



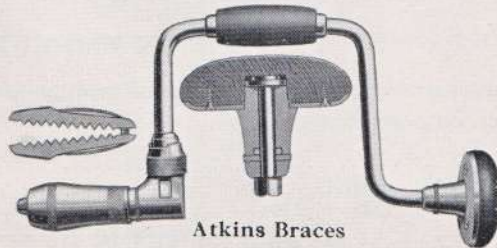
No. 50 Coping Saw



No. 6 Keyhole Saw



Perfection Floor Scraper



Atkins Braces



ATKINS MANUAL TRAINING SAWS AND TOOLS

The following prices cover the various saws shown on the previous page, and are worthy of your serious consideration.

Other items manufactured by us and used in Manual Training work will be found in their proper departments throughout this book.

No. 53

This saw is fully described on pages 203 and 207. Lengths from 16 to 30 inches inclusive.

Length.....inches	16	18	20	22	24	26
Price.....per dozen	\$16.75	\$18.50	\$20.50	\$22.50	\$24.50	\$25.50

No. 51

For description, see page 204. Lengths from 16 to 32 inches inclusive.

Length.....inches	16	18	20	22	24	26
Price.....per dozen	\$16.00	\$17.75	\$19.50	\$21.75	\$23.50	\$24.50

No. 3 COMPASS

For details, see page 218. Other styles shown on that page, also on page 218.

Lengths, 10, 12, 14 and 16 inch.....per dozen	\$5.00
---	--------

No. 6 KEYHOLE

This saw is shown together with other patterns on page 219. Made 10 and 12 inch.

Price.....per dozen	\$4.50
---------------------	--------

No. 2 BACK SAW

A complete line of back, mitre box and dovetail saws is shown on page 217.

Length.....inches	8	10	12	14	16	18
Price.....per dozen	\$15.00	\$16.00	\$18.00	\$20.00	\$22.50	\$25.00

No. 50 COPING SAW

This and other styles of coping saws will be found on pages 222 and 223.

No. 50, complete with blade.....per dozen	\$10.00
Blades only.....per dozen	.85

PERFECTION FLOOR SCRAPER

This with several other patterns of scrapers and scraper blades is fully listed and described on pages 242 and 243.

Price.....per dozen	\$10.00
Extra blades of Silver Steel.....per dozen	1.40

ATKINS BRACES

We manufacture a very complete line of braces of all kinds, suitable for Manual Training purposes. They will be found fully illustrated, described and listed on pages 248 to 252, inclusive.



MARSH AYER MITRE BOXES

CAST IRON

STYLES A, B AND C

These boxes are heavy and strong, being intended principally for shop use.

The bed and back are cast in one piece, affording a true and rigid base for work. Ribs are raised $\frac{1}{8}$ inch on plates to give a sawdust clearance under work and prevent it from slipping.


The length gauges have a capacity up to 18 inches and the stock gauges on the back are swiveled, and swing behind box when not in use.

The degree scale is milled directly onto the frame and is clear and easily read.

The saw guides have slotted pins to hold saw elevated while work is being adjusted.

The lock for fastening lever at any point is operated by the finger latch.

The cast iron parts are finished in dull nickel and the steel parts brightly polished.



PRESSED STEEL

STYLE SB

This box is built entirely of steel. It is practically non-breakable, yet is very light, weighing only $13\frac{1}{2}$ pounds, fully equipped. It has a detachable lever, and may be packed in a small space, and carried with a kit of tools.

The parts are pressed or forged to shape and welded together.

The bed and back are perforated giving a perfect clearance for sawdust, and the plates are roughened to prevent work from slipping. The lever has an adjustment in any direction to correct the run of the saw. The degree scale is cut onto the frame and is clear and easily read. The saw guides are turned from a solid bar and have detent pins to hold saw elevated. The lock for fastening the lever at any point is operated by the finger latch. The feet have steel spurs set into them to prevent them from slipping. The parts are heavily copper plated and oxidized giving a pleasing and rustproof finish.

Size	Saw	Capacity at Right Angles Inches	Capacity at Miter Inches	Price, Each with Saw
A24 Cast Iron.....	24 x 4	10 $\frac{1}{4}$	7	\$12.25
A26 Cast Iron.....	26 x 4	10 $\frac{1}{4}$	7	12.50
A28 Cast Iron.....	28 x 4	10 $\frac{1}{4}$	7	12.75
B26 Cast Iron.....	26 x 5	10 $\frac{1}{4}$	7	13.50
B28 Cast Iron.....	28 x 5	10 $\frac{1}{4}$	7	13.75
B30 Cast Iron.....	30 x 5	10 $\frac{1}{4}$	7	14.00
C30 Cast Iron.....	30 x 6	10 $\frac{1}{4}$	7	15.50
SB26 Pressed Steel.....	26 x 5	10 $\frac{1}{4}$	7	13.00
SB28 Pressed Steel.....	28 x 5	10 $\frac{1}{4}$	7	13.50
SB30 Pressed Steel.....	30 x 5	10 $\frac{1}{4}$	7	14.00



PRICE LIST OF FILES AND RASPS

Inch	Mill and Round			Flat			Inch	Square			Hand and Pillar		
	Bastard	2d Cut	Smooth	Bastard	2d Cut	Smooth		Bastard	2d Cut	Smooth	Bastard	2d Cut	Smooth
4	\$3.00	\$3.50	\$3.90	\$3.70	\$4.30	\$4.70	4	\$3.80	\$4.60	\$4.90	\$3.70	\$4.30	\$4.80
5	3.20	3.80	4.10	3.90	4.60	4.90	5	4.10	4.80	5.30	3.90	4.70	5.30
6	3.50	4.00	4.50	4.30	4.80	5.30	6	4.60	5.10	5.50	4.30	5.10	5.60
7	3.90	4.60	4.90	4.80	5.50	6.10	7	5.10	5.80	6.30	4.90	5.80	6.30
8	4.30	4.90	5.40	5.30	6.10	6.60	8	5.50	6.30	7.00	5.40	6.30	6.70
9	4.90	5.80	6.30	6.30	7.20	7.90	9	6.60	7.70	8.30	6.70	7.80	8.30
10	5.60	6.40	7.00	7.00	8.10	8.70	10	7.40	8.50	9.10	7.50	8.70	9.40
11	6.70	7.80	8.50	8.60	9.80	10.70	11	9.10	10.40	11.30	9.40	10.90	11.80
12	7.50	8.60	9.40	9.70	11.00	12.10	12	10.20	11.50	12.80	10.70	12.30	13.50
13	9.40	10.70	11.70	11.80	13.60	14.70	13	12.50	14.30	15.40	13.30	15.20	16.20
14	10.70	12.20	13.10	13.30	15.30	16.70	14	13.90	16.10	17.50	15.00	17.00	18.20
15	13.10	15.00	16.10	16.00	18.30	20.00	15	16.90	19.20	20.90	17.90	20.60	21.70
16	14.70	16.80	17.90	17.80	20.10	22.30	16	18.70	21.20	23.30	20.10	22.80	24.20
17	18.20	20.20	21.70	21.50	24.20	26.50	17	22.50	25.40	27.50	24.20	27.10	28.60
18	20.20	22.70	24.30	23.90	26.80	29.20	18	25.10	28.20	30.40	26.80	29.90	31.50
19	24.60	27.50	29.40	28.40	31.60	34.60	19	29.70	33.20	35.70	31.90	35.40	37.60
20	27.40	30.70	32.90	31.50	35.30	38.30	20	32.80	36.70	39.30	35.10	39.20	41.60

Mill Blunt, Dbl. Cut., advance 2 in.
 Mill Dbl. Cut., advance 1 in.
 Mill Narrow Point, advance 1 in.

Cant (Blunt) Dbl. Cut., advance 2 in.

Square Blunt advance 1 in.

Slotting (Blunt) advance 2 in.
 Cotter Blunt or Taper, advance 2 in.

Inch	Mill One Round Edge			Mill Two Round Edges			Inch	Taper		Slim Taper		Band Saw Blunt and Taper	
	Bastard	2d Cut	Smooth	Bastard	2d Cut	Smooth		Single Cut	Double Cut	Single Cut	Double Cut	Regular	Slim
4	\$3.40	\$3.90	\$4.40	\$3.80	\$4.40	\$4.90	3	\$2.10	\$2.50	\$2.10	\$2.50	\$2.50	\$2.50
5	3.60	4.30	4.60	4.00	4.80	5.10	3½	2.10	2.50	2.10	2.50	2.50	2.50
6	3.90	4.50	5.10	4.40	5.00	5.60	4	2.20	2.90	2.20	2.60	2.90	2.60
7	4.40	5.20	5.50	4.90	5.80	6.10	4½	2.40	3.10	2.30	3.00	3.10	3.00
8	4.80	5.50	6.10	5.40	6.10	6.80	5	2.60	3.50	2.50	3.20	3.50	3.20
9	5.50	6.50	7.10	6.10	7.30	7.90	5½	3.00	4.00	2.90	3.50	4.00	3.50
10	6.30	7.20	7.90	7.00	8.00	8.80	6	3.40	4.70	3.10	3.90	4.70	3.90
11	7.50	8.80	9.60	8.40	9.80	10.60	7	4.30	5.60	3.80	4.50	5.60	4.50
12	8.40	9.70	10.60	9.40	10.80	11.80	8	5.40	6.70	4.50	5.30	6.70	5.30
13	10.60	12.00	13.20	11.80	13.40	14.60	9	6.60	8.10	5.40	6.30	8.10	6.30
14	12.00	13.70	14.70	13.40	15.30	16.40	10	8.10	9.70	6.40	7.50	9.70	7.50
15	14.70	16.90	18.10	16.40	18.80	20.10	11	10.70	12.10	8.30	9.10	12.10	9.10
16	16.50	18.90	20.10	18.40	21.00	22.40	12	12.50	14.70	9.50	11.00	14.70	11.00
17	20.50	22.70	24.40	22.80	25.30	27.10	13	15.90	17.50	12.10	13.10	17.50	13.10
18	22.70	25.50	27.30	25.30	28.40	30.40	14	18.20	20.60	13.80	15.40	20.60	15.40

Sizes below 4 inches, not extended, take 4-inch price.

Half inches, not specified, take next higher full inch price.

Dead smooth, double the price of bastard cut.

One round edge, advance 12½ per cent.

All lengths above those listed, advance 20 per cent on next lower inch price.

Blunt files, not specified, advance one inch on respective kinds and cuts.

Single or float cut, not specified, on regular shapes take double cut price.

Equalings (bellied), advance two inches on respective kinds and cuts.

Two round edges, advance 25 per cent.

Files varying from standard sizes, subject to special prices.

Cuts not specified, made upon regular blanks, advance one inch on respective kind and nearest cut.



PRICE LIST OF FILES AND RASPS

CONTINUED

PRICE PER DOZEN

Inch	Half Round and Three Square			Warding			Inch	Knife			Inch	Shoe Rasps		
	Bastard	2d Cut	Smooth	Bastard	2d Cut	Smooth		Bastard	2d Cut	Smooth		Flat	Half Round	Oval
4	\$4.80	\$5.60	\$6.10	\$4.00	\$4.80	\$5.40	4	\$5.40	\$6.10	\$6.40	6	\$8.10	\$8.10	\$9.30
5	5.40	6.10	6.40	4.50	5.30	5.80	5	6.10	6.70	7.10	7	9.30	9.30	10.10
6	6.10	6.70	7.10	4.90	5.90	6.40	6	6.90	7.50	7.90	8	10.10	10.10	12.20
7	7.00	7.70	8.20	5.90	6.90	7.50	7	7.80	8.50	8.90	9	12.20	12.20	13.70
8	7.50	8.30	8.90	6.40	7.50	8.20	8	8.50	9.10	9.50	10	13.70	13.70	16.80
9	8.50	9.40	9.90	7.80	9.00	9.90	9	9.40	10.60	11.30	11	16.80	16.80	18.70
10	9.10	10.10	10.70	8.70	10.10	11.00	10	10.10	11.50	12.30	12	18.70	18.70	22.40
11	10.70	11.80	12.70	10.90	12.70	13.70	11	12.20	13.70	14.60	13	22.40	22.40
12	11.80	13.00	13.90	12.30	14.30	15.40	12	13.70	15.20	16.10	14	24.80	24.80
13	14.10	15.40	16.60	15.20	17.40	18.70	13	16.30	17.90	19.20
14	15.50	17.00	18.30	17.00	19.40	21.00	14	18.20	19.90	21.20

Gin Saw, take bastard price.
 Crossing.....advance 2 in.
 Tumbler.....advance 2 in.
 Feather Edge (blunt).....
 advance 2 in.
 High Back.....advance 2 in.
 Half Round.....advance 2 in.

Stave Stave
 8 inch.....\$ 9.40

Stave Saw Improved
 6 inch.....\$ 6.40
 7 inch.....7.40
 8 inch.....8.10
 9 inch.....9.70
 10 inch.....10.70
 12 inch.....15.40

MOORE BROS. BABBITT OR SOFT METAL FILES

Regular size and shape, 14 inches half round.

List price of 14 inch, per dozen, \$15.50.

Special discounts quoted on application.

Inch	Horse Rasps			File Rasps		Inch	Wood Files			Wood Rasps		
	Plain	Beveled and 3/4 Rasp	Tanged	Flat	Half Round		Flat	Half Round	Cabinet	Flat	Half Round	Cabinet
6	\$ 7.40	\$ 8.10	6	\$ 4.30	\$ 6.10	\$ 8.10	\$ 7.40	\$ 8.10	\$10.10
7	8.60	9.30	7	4.80	7.00	9.30	8.60	9.30	11.70
8	9.40	10.10	8	5.30	7.50	10.10	9.40	10.10	12.80
9	11.40	12.20	9	6.30	8.50	12.20	11.40	12.20	15.50
10	\$ 9.40	\$10.70	\$12.80	12.80	13.70	10	7.00	9.10	13.70	12.80	13.70	17.50
11	11.40	12.90	15.20	15.50	16.80	11	8.60	10.70	16.80	15.50	16.80	20.70
12	12.80	14.40	16.80	17.50	18.70	12	9.70	11.80	18.70	17.50	18.70	22.80
13	15.20	17.00	19.60	20.90	22.40	13	11.80	14.10	22.40	20.90	22.40	26.80
14	17.80	20.10	23.10	23.20	24.80	14	13.30	15.50	24.80	23.20	24.80	29.60
15	20.90	23.60	27.30	27.80	29.70	15	16.00	18.50	29.70	27.80	29.70	33.90
16	24.40	27.50	32.20	30.80	32.90	16	17.80	20.60	32.90	30.80	32.90	36.90
17	28.90	31.50	36.20	38.90	17	21.50	24.70	38.90	36.20	38.90	42.40
18	32.90	36.20	40.90	43.60	18	23.90	27.50	43.60	40.90	43.60	46.90

Inch	Pit Saw	Cant Saw	Gt. Am. Cross Cut	Hook Tooth	Planer Knife	Inserted Tooth or Chisel Tooth	Double-Ended Taper	
	Single Cut	Single Cut	Single Cut	Single Cut	Single Cut	Price	Inch	Price
4	\$ 4.80	\$ 4.30	\$ 4.80	6	\$3.50
5	5.40	4.70	5.40	7	3.50
6	6.10	5.40	6.10	\$ 6.70	8	3.90
7	7.00	6.10	7.00	7.70	9	4.40
8	7.50	6.40	7.50	8.30	\$ 6.40	\$ 8.30	10	4.90
9	8.50	7.80	8.50	9.40	9.40
10	9.10	8.70	9.10	10.10	8.60	10.10
11	10.70	10.40	10.70	11.80
12	11.80	11.40	11.80	13.00	12.10

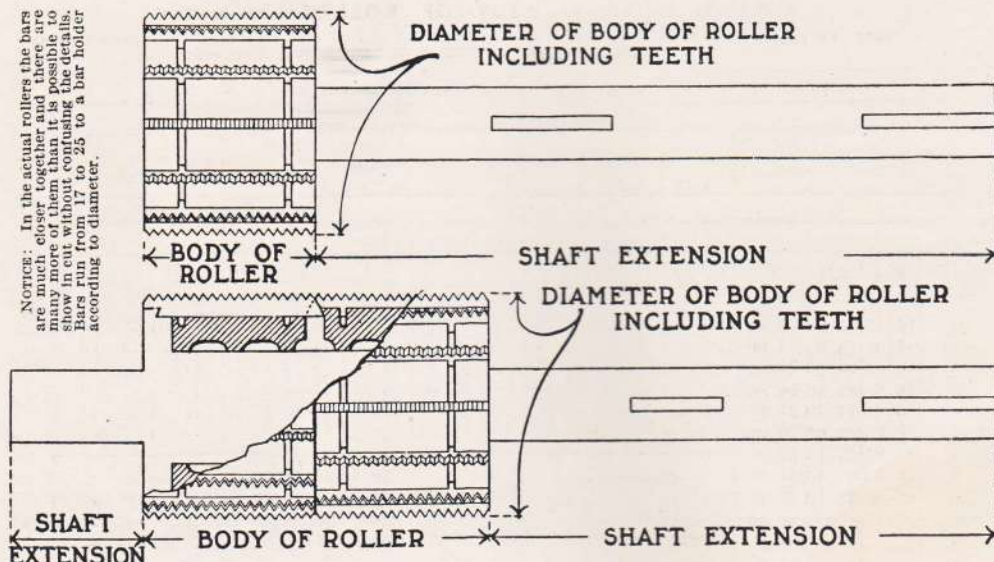
Climax, advance 2 inches on half round bastard. Round gulleting, take pit saw price.



COLEMAN BOLTER AND LATH MILL ROLLERS

(PATENTS PENDING)

Notice: In the actual rollers the bars are much closer together and there are many more of them than it is possible to show in cut without confusing the details. Bars run from 17 to 25 to a bar holder according to diameter.



Length of Body Inches	Diameter Body, Inches														
	2½	2¾	3	3¼	3½	3¾	4	4¼	4½	4¾	5	5¼	5½	5¾	6
3	8.58	11.12	13.68	13.88	14.09	14.29	14.50	15.36	16.22	17.09	17.96	18.49	19.02	19.55	20.10
4	8.75	11.29	13.84	14.28	14.72	15.17	15.61	16.45	17.58	18.42	19.37	19.94	20.51	21.11	21.71
5	8.92	11.46	13.99	14.68	15.36	16.04	16.73	17.54	18.94	19.75	20.77	21.40	22.00	22.67	23.32
6	9.08	11.63	14.15	15.06	16.00	16.92	17.84	18.65	20.29	21.08	22.18	22.85	23.48	24.23	24.92
8	9.25	11.80	14.30	15.47	16.63	17.80	18.96	19.73	21.65	22.42	23.58	24.30	24.97	25.79	26.53
10	9.42	11.96	14.46	15.86	17.27	18.67	20.08	20.82	23.00	23.75	24.98	25.75	26.45	27.35	28.14
12	9.59	12.13	14.62	16.26	17.90	19.55	21.19	21.91	24.36	25.08	26.39	27.20	27.95	28.91	29.75
14	9.76	12.30	14.76	16.66	18.54	20.43	22.31	23.00	25.72	26.41	27.79	28.66	29.44	30.47	31.36
16	9.92	12.47	14.93	17.05	19.18	21.30	23.42	24.10	27.07	27.84	29.20	30.11	30.92	32.03	32.96
18	10.09	12.64	15.08	17.45	19.81	22.18	24.54	25.19	28.41	29.08	30.60	31.56	32.51	33.59	34.57
20	10.26	12.80	15.24	17.84	20.45	23.05	25.66	26.28	29.78	30.41	32.00	33.01	33.90	35.15	36.18
22	10.50	13.00	15.48	18.31	21.14	23.98	26.82	28.48	30.13	31.79	33.48	34.56	35.64	36.72	37.80

Lath mill rollers and bolter rollers measuring more than 22 inches between the shoulders take same price as edger rollers. Extra insertable saw tooth bars, 10.8 cents each.

SHAFT EXTENSIONS

(Total Both Ends)

Diameter, Inches	Price per Inch
1 7/16	\$0.03
1 11/16	.04
1 15/16	.05
2 1/16	.07
2 1/8	.08
2 1/4	.10
2 3/8	.11
2 1/2	.13
3 1/16	.16

Sizes not listed take same price as next size larger.

Diameter body measurement over teeth.

Prices net F. O. B. Factory.

Terms 1% discount 10 days; 30 days net.

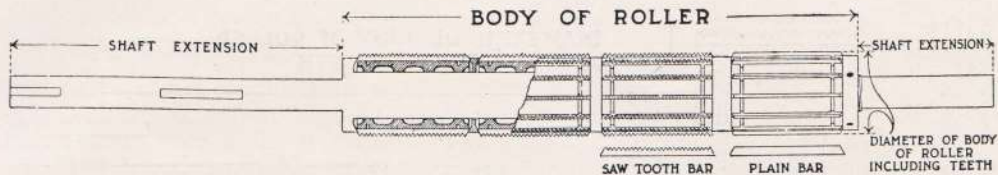
TO ESTIMATE SHIPPING WEIGHT

Diam. Body Inches	Weight per ft. lbs.	Diam. Shaft Ext. Inches	Weight per ft. lbs.
2 1/2	16	1 7/16	9 1/2
2 3/4	19	1 11/16	12
3	22	1 15/16	16
3 1/4	26	2 1/16	19
3 1/2	30	2 1/8	23
3 3/4	35 1/2	2 1/4	26 1/2
4	40	2 3/8	30 1/2
4 1/4	45	2 1/2	34 1/2
4 1/2	51	3 1/16	39 1/2
4 3/4	56 1/2		
5	63 1/2		
5 1/4	70		
5 1/2	76 1/2		
5 3/4	84 1/2		
6	91 1/2		



COLEMAN EDGER ROLLERS

(PATENTS PENDING)



Add price shaft extensions to price of body

Length of Body Inches	Diameter Body, Inches															
	2½	2¾	3	3¼	3½	3¾	4	4¼	4½	4¾	5	5¼	5½	5¾	6	
24	12.25	15.85	17.60	23.65	25.25	27.05	29.00	30.85	32.75	34.30	35.80	37.00	38.30	39.50	40.20	
26	14.35	18.05	20.00	26.15	27.85	29.60	31.55	33.35	35.30	36.90	38.35	39.60	40.90	42.05	42.85	
28	16.45	20.30	22.40	28.65	30.40	32.10	34.15	34.80	37.80	39.50	40.85	42.20	43.55	44.65	45.50	
30	18.55	22.50	24.80	31.20	33.00	34.60	36.70	38.40	40.30	42.05	43.40	44.75	46.20	47.20	48.10	
32	20.65	24.70	27.20	33.70	35.60	37.15	39.30	40.90	42.85	44.65	45.90	47.35	48.85	49.80	50.75	
34	22.75	26.95	29.60	36.25	38.15	39.65	41.90	43.45	45.35	47.20	48.40	49.90	51.50	52.40	53.40	
36	24.85	29.15	32.00	39.00	40.80	42.60	44.45	46.25	48.05	49.85	51.25	52.55	54.05	54.95	56.15	
38	26.95	31.40	34.40	40.60	42.30	44.65	46.55	48.65	50.50	52.15	53.50	54.85	56.40	57.30	58.45	
40	28.85	33.10	37.20	42.25	43.80	46.70	48.65	50.95	53.00	54.40	55.80	57.10	58.75	59.65	60.70	
42			38.60	43.80	45.30	48.70	50.75	53.30	55.45	56.70	58.10	59.40	61.10	62.00	63.00	
44			39.95	45.40	46.80	50.75	52.85	55.60	57.90	59.00	60.35	61.70	63.40	64.30	65.30	
46			41.35	47.05	48.30	52.80	54.95	57.95	60.35	61.25	62.65	63.95	65.75	66.65	67.55	
48			42.85	48.85	50.00	54.85	57.10	60.35	62.75	63.50	65.00	66.35	68.05	68.95	69.95	
50					51.05	55.60	57.70	60.85	63.20	64.25	65.65	67.00	68.65	69.60	70.60	
52					52.15	56.40	58.30	61.30	63.90	65.05	66.30	67.70	69.25	70.25	71.30	
54					53.20	57.20	58.90	61.80	64.00	65.80	66.95	68.35	69.85	70.90	71.95	
56					54.30	57.95	59.50	62.30	64.45	66.60	67.60	69.00	70.65	71.60	72.60	
58					55.40	58.75	60.10	62.75	64.85	67.40	68.30	69.65	71.05	72.25	73.25	
60					56.70	59.60	60.70	63.25	65.50	68.15	68.90	70.55	71.50	73.10	74.15	
62					57.80	60.35	61.30	63.95	66.35	69.10	69.95	71.70	72.70	74.40	75.60	
64					58.85	61.15	61.90	64.70	67.20	69.95	71.05	72.85	73.90	75.70	77.05	
66					59.95	61.90	62.50	65.40	68.05	70.85	72.10	74.00	75.10	77.05	78.50	
68							63.10	66.10	68.90	71.75	73.20	75.10	76.30	78.35	79.90	
70							63.70	66.85	69.70	72.65	74.30	76.25	77.50	79.70	81.35	
72							64.25	67.55	70.60	73.70	75.60	77.40	78.70	81.00	82.90	
78									73.15	76.40	78.85	80.65	82.50	84.60	86.50	
84									75.65	79.10	82.10	82.80	85.90	88.20	90.10	
90										85.30	87.10	89.50	91.80	93.70		
96										88.55	90.35	93.10	95.40	97.30		
108										95.05	96.85	100.30	102.60	104.40		

Extra Insertable Saw Tooth Bars, 10.8 cents each.

Extra Insertable Plain, 10.8 cents each.

SHAFT EXTENSIONS

(Total Both Ends)

Diameter, Inches	Price per Inch
1 7/16	\$0.03
1 11/16	.04
1 5/8	.05
2 3/16	.07
2 7/16	.08
2 11/16	.10
2 15/16	.11
3 3/16	.13
3 7/16	.16

Sizes not listed take same price as next size larger.

Diameter body measurement over teeth.


Prices net F. O. B. Factory.

Terms 1% discount 10 days; 30 days net.

TO ESTIMATE SHIPPING WEIGHT

Diam. Body Inches	Weight per ft. lbs.	Diam. Shaft Ext. Inches	Weight per ft. lbs.
2½	16	1 7/16	9½
2¾	19	1 11/16	12
3	22	1 5/8	16
3¼	26	2 3/16	19
3½	30	2 7/16	23
3¾	35½	2 11/16	26½
4	40	2 15/16	30½
4¼	45	3 3/16	34½
4½	51	3 7/16	39½
4¾	56½
5	63½
5¼	70
5½	76½
5¾	84½
6	91½

ATKINS STANDARD ALL-STEEL FRAME WOOD SAW MACHINE



DESCRIPTION

In introducing Atkins Standard All-Steel Frame Wood Saw Machine we feel that dealers and users will recognize at a glance the superiority of this machine over the all-wood frame wood saw. The simplicity, strength and durability are at once recognized, as there is no wood used in its construction except the table. The arches, base and table standard are all steel angle, and as constructed, makes a very solid and substantial job.

The arches that carry the saw mandrel are $3 \times 2 \times \frac{1}{4}$ steel angle. The angle is cut, bent and welded so that it is as strong as it is possible to make it. The base is made of one piece of angle, bent and welded which forms a solid one-piece base that could not be made better. The arches are bolted to the base through each flange of the angle and is very rigid. The brace at the top of the arches is one solid piece of steel angle, which is attached to the arches with two bolts at the ends, and the box bolts also engage it, so that the top of the arches can not get out of line, therefore the frame is more rigid than if fitted with clumsy cross braces.

The table is carried on two rollers at each end that run on steel track. The rollers are $2\frac{1}{2}$ inches in diameter, which makes one of the very easiest operating tables that it is possible to construct. The standard at the outer end of the table is connected to the main frame by half-inch steel rods threaded with two nuts on each end so that it can be adjusted to keep the rollers on the center of the track.

The base has holes drilled in the bottom flange so that the saw frame can be bolted to the floor, or put on skids for transporting from one place to another. A good way to arrange it when a gasoline engine is used for power is to take two skids 14 or 16 feet long and put the saw on one end and the engine on the other, and it can all be moved from place to place without taking the belt off. By so doing the saw can be moved to small piles of wood and the wood need not be handled until after it is cut.

The mandrel is $1\frac{1}{2}$ inch cold rolled steel fitted for saws with $1\frac{3}{8}$ inch hole. We equip this machine with our 24-inch 11-gauge cordwood saws unless otherwise specified. Larger saws may be had for the extra price for size wanted.

SPECIFICATIONS

Arches, angle.....	$3 \times 2 \times \frac{1}{4}$
Base, angle.....	$2\frac{1}{2} \times 2\frac{1}{2} \times \frac{1}{8}$
Standard and brace, angle.....	$1\frac{1}{2} \times 1\frac{1}{2} \times \frac{1}{8}$
Length of mandrel over all, inches.....	.52
Weight of balance wheel, pounds.....	.70
Size of pulley, inches.....	5×6
Shipping weight complete, pounds.....	.350



INDEX

A	
"AAA" Hack Saw Blades.....	122, 125, 126, 127, 128
Aloxite and Corundum Wheels.....	97, 98, 99, 100
Anvils.....	78
Arbor, Sliding Sleeve.....	79
Australasian Cross-Cut Saws.....	160, 161, 162
B	
Back Gauge.....	78
Back Saw Handles.....	236
Back Saws.....	217
Band Saw Machine, Metal.....	124
Band Saws, Metal.....	124
Band Saws.....	53, 54, 55, 56, 57, 58
Band Saw Sets, Criterion.....	82
Band Saw Setter, Wright's.....	86
Bar Swages.....	81
Barrel Stave and Bilge Saws.....	60
Beef Splitting Saws.....	233
Beet Knives.....	247
Belt Punches, Rogers.....	85
Belt Scrapers.....	243
Bench Scrapers.....	243
Bilge and Barrel Stave Saws.....	60
Binders, Atkins Improved, Goodyear.....	87
Bits & Holders.....	41, 42, 43, 44, 45
Blades, Butcher Saw.....	234
Blades, Coping Saw.....	128, 222
Blades, AAA Hack Saw.....	122, 125, 126, 127, 128
Blades, Kitchen Saw.....	235
Blades, Screw Slotting.....	128
Blades, Special Scraper.....	112
Blades, Web Saw.....	195
Blades, Wood Saw, 186, 187, 188, 189, 190, 191, 192, 193, 194.....	194
Blocks, Leveling.....	81
Box Cutters, Lock Corner.....	37
Braces.....	248, 249, 250, 251, 252
Brazing Clamps and Lamps.....	82
Brazing Narrow Bands.....	55
Brazing Tongs.....	82
Bryant Metal Saws.....	116
Buck Saws.....	186 to 194
Butcher Saw Blades.....	234
Butcher Saw Blades in Coils.....	234
Butcher Saw Handles.....	236
Butcher Saw Punches.....	234
Butcher Saws.....	229 to 234
Butting Saws.....	48
C	
Cable Saws.....	131
Cabinet and Floor Scrapers.....	242, 243
Cane, Beet and Corn Knives.....	244, 245, 246, 247
Carpenter Handy and Special Saws.....	221
Cement and Plaster Trowels.....	239, 240
Chamfering, Concave and Trimming Saws.....	36
Chisel Bit or Inserted Tooth Saws.....	40, 41, 42, 43, 44, 45, 46
Circular Knives, Cork, Leather, Paper, Cloth.....	37
Circular "McKam Tooth" Saws.....	29
Circular Metal Saws.....	114, 115, 116, 117, 118
Circular Metal Cutting Saws for Bryant & Q. & C. Higley and Lea Simplex Machines.....	116
Circular Milling Saws.....	115
Circular Mitre Saws.....	28
Circular Rift Saws.....	45
Circular Saw Gummer.....	91
Circular Saw Mandrels.....	88, 89, 90
Circular Saw Rounder.....	83
Circular Saws for Slate.....	118
Circular Saw Sets.....	85
Circular Saws, Solid Tooth.....	26
Circular Saws, Speed of.....	24
Clamps, Hand Saw.....	184
Clamps, Narrow Band Saw.....	79
Cloth Knives, Circular.....	37
Code, Numerical.....	19, 20
Code, Telegraphic.....	11 to 20
Coleman Bolter, Lath Mill, and Edger Rollers.....	260, 261
Collars for Segment Veneer & Resaws.....	32
Collars for Shingle, Heading & Resaws.....	30
Combination Groover & Bevel Face Shear Tooth Saw.....	38
Compass and Keyhole Saws.....	218, 219
Concave, Chamfering & Trimming Saws.....	36
Coping Saws and Blades.....	222, 223
Cork Knives, Circular.....	37
Corn Knives.....	244
Countershaft, Atkins.....	93
Cross Cut Handles.....	164, 165, 166, 167, 168, 169, 170
Cross Cut Saws.....	132 to 162
Cross Cut Saws, One Man.....	148 to 152
Cut-Off Saw.....	46
Cutter Grinders.....	101
Cutters, Gummer.....	93
Cutters, Heading, Lock Corner Box.....	37
Cutters, Matcher.....	38
Cutters, Slitter.....	34
Cylinder Saw Gummer.....	93
Cylinder Barrel, Bilge Saws.....	60
Cylinder Saws, Re-Steeling.....	60
D	
Dado or Groover Heads.....	33
Decimal Equivalents of Parts of an Inch.....	25
De-Horning & Beef-Splitting Saws.....	233
Dexter Cross Cut Saws.....	139, 142
Diamond Cross Cut Saws.....	139, 142
Dimension Gauge, Hamlet.....	94
Dises, Friction.....	118
Ditch Bank Blades.....	113
Docking Saws.....	213
Drag Saw Machines, Portable.....	50
Drag or Butting Saws.....	48, 50
E	
Edger Saws.....	27
Emery Wheel Dressers.....	101
Emery Wheels.....	98
Excelsior Spurs.....	34
F	
Fay's Patent Scroll Saws.....	59
Felloe Webs and Scroll Saws.....	59
Files & Rasps.....	258, 259
Files, Side.....	80
Flooring Saw.....	209
Floor Scrapers & Spoke Shaves.....	242
Flour Tester.....	243
Frames, Hack Saw.....	129, 130
Frames, Web Saw.....	195
Frames, Wood Saw.....	191
G	
Gang Rift Saws.....	47
Gauges, Hamlet Dimension.....	94
Gauges, Raker & Tooth.....	178
Gauges of Saws.....	25
Gauges, Tension, Wire & Back.....	78
General Information.....	8, 9
Goodyear and Atkins Load Binders.....	87
Grab Hooks.....	87
Grass Hooks.....	113
Grinders.....	95, 96
Grooving Saws.....	34
Grooving Saws, Solid Plate.....	38
Guide, Band Saw, Wright's.....	86
Guide, Circular Saw.....	83
Gummers, Champion, Mixer & Circular Saw.....	91, 92, 93
Gummer Cutters.....	101
Gummers, Punch.....	83
H	
Hack Saw Blades, "AAA".....	122, 125, 126, 127, 128
Hack Saw Frames.....	129, 130
Hack Saw Machines.....	119, 120, 121, 122, 123
Hack Saws, Slate Cutting.....	128
Hammer Saw Sets.....	176
Hammers, for Bar Swages.....	81
Hammers, Saw Makers.....	78
Hammers, Setting.....	177
Handles, Back Saw, Butcher Saw & Compass Saw.....	236
Handles, Cross-Cut.....	164 to 170
Handles, Hand Saw, Mitre Box Saw, Pruning Saws.....	236
Handles, Supplementary.....	170
Handles, Tiller.....	163
Hand Saw Clamps.....	184
Hand Saw Filers.....	181
Hand Saw Jointer.....	183
Hand, Panel & Rip Saws.....	196 to 216
Hand Saws, Metal Cutting.....	131
Handy Saws, Carpenters.....	221
Heading, Collars.....	30
Heading Cutters.....	37
Heading and Shingle Saws.....	30, 31
Hedge Knives.....	244
Hemlock King Cross-Cut Saws.....	140



Higley Circular Metal Cutting Saws.....	116
Hollow Back Saws.....	146, 147

I

Ice Saws.....	163
Ideal Swage.....	66, 67, 68, 69, 70
Improved Universal Hand Saw.....	210
Inserted Tooth Circular and Cut-Off Saws.....	40 to 46
Inserted Tooth Wrenches.....	45
Instructions for Ordering Atkins Circular Saws.....	23
Introductory.....	6, 7

J

Jeweler's Saw Blades.....	222
Jeweler's Saws, Special Blades.....	128
Jointer, Hand Saw.....	183
Jones Coping Saws.....	223

K

Keyhole Saw & Pad.....	221
Keyhole & Compass Saws.....	218, 219
Keystone Connecting Links & Load Binders.....	87
Kitchen Saws and Blades.....	235
Knives, Cane, Corn, Beet, Hedge.....	244, 245, 246, 247
Knives, Circular, Paper, Leather.....	37
Knives, Machine.....	102, 111
Knives, Slitter.....	34
Kooling Compound.....	120
Kwik-Kut Metal Cutting Machines.....	119 to 123

L

Lamps, Brazing.....	82
Lathe Saws.....	27
Leather Knives, Circular.....	37
Lever Saw Sets & Filers.....	180, 181
Links, Keystone Connecting.....	87
Lock Corner Box Cutters.....	37, 38
Lock Corner Cutters.....	38
Lock Gauge.....	241
Lone Star Cross-Cut Saws.....	142

Mc

McKam Tooth Circular Saws.....	29
McLean Inserted Tooth Cut-Off Saws.....	46

M

Machine Knives.....	102 to 111
Mandrels, Circular Saw.....	88 to 90
Manual Training Saws.....	253 to 256
Marsh Ayer Mitre Boxes.....	257
Matcher Cutters, Box Board.....	38, 39
Metal Cutting Hand Saws.....	131
Metal Cutting Machines.....	119 to 124
Metal Cutting Saws, Circular.....	114 to 118
Mill Mulay, Lance Tooth Drag Saws.....	48, 49
Mill Saws, Circular.....	22
Mitre Boxes.....	257
Mitre Box Saw Handles.....	236
Mitre Box Back & Dovetail Saws.....	217
Mixer Gummers.....	91
Movers, Car.....	84

N

Narrow Band Saw Clamp.....	79
Nests of Saws.....	220
Noiseless Saw Vises.....	185
Non-Breakable Hack Saw Blades.....	125

P

Pacific Coast Cross-Cut Saws.....	153 to 159
Panel, Hand & Rip Saws.....	196 to 216
Paper Knives, Circular.....	37
Pattern Makers Saws.....	221
Patterns of Teeth for Atkins Band Saws.....	56 to 58
Patterns of Teeth for Atkins Circular Saws.....	21
Peerless Cross Cut Saws.....	140
Perfect Saw Set.....	182
Perfection Cross Cut Saws.....	138
Perforating and Scoring Rules.....	112
Pit and Whip Saws.....	51
Planer Machine Knives.....	102 to 111
Plain or Sleeve Bit Braces.....	250, 251
Plastering Trowels.....	239
Plaster Saws.....	213
Plumber Saws.....	131
Pork Packers' Saws.....	233
Portable Drag Saw Machines.....	50
Power Hack Saw Blades.....	122 to 127
Power Metal Cutting Machines.....	119 to 124
Pribnow Swages.....	71, 72, 73, 74
Pribnow Swage Shapers.....	75, 76
Pruning Saws.....	224 to 228

Punch Gummers & Shears.....	83
Pushers, Car.....	84

R

Rail Hack Saw Frames.....	130
Raker & Tooth Gauge.....	178
Rasps & Files.....	258, 259
Repairing Saws.....	61 to 64
Re-Saws.....	27
Re-Saws, Collars for.....	30
Re-Steeling Cylinder Saws.....	60
Rift Saws, Gang.....	47
Rip, Hand & Panel Saws.....	196 to 216
Rods for Wood Saws.....	191
Rollers, Coleman Bolter & Lath Mill, Edger.....	260, 261
Roscer Bits.....	44
Rounder.....	83
Rubber Bands for Band Saw Wheels, Table of.....	55
Rules, Perforating and Scoring.....	112
Russian Export Gang Saw.....	47
Rogers Belt Punch.....	85

S

Saw Blades in Coils, Butcher.....	234
Saw Fitting Tools.....	177, 178
Saw Gauges, Table of.....	25
Saw Guard, Atkins "AAA".....	94
Saw Knife.....	235
Saw Makers' Tools.....	78, 81
Saw Punch, Butcher.....	234
Saw Set, Criterion Band.....	82
Saw Set, Criterion.....	177
Saw Set, Perfect.....	182
Saw Sets, Circular.....	85
Saw Sets, Circular, Mill & Shingle.....	81
Saw Sets, Hammer.....	176
Saw Sets, Lever & Filers, Nos. 4 and 5.....	179, 180, 181
Saw Tools, Cross-Cut.....	171 to 175
Scraper Blades, Special.....	112
Scraper Blades, Belt, Bench, Cabinet, Floor, Wall.....	242, 243
Screws for Saws.....	237
Screw Slotting Blades.....	128
Scroll Saws, Fay's.....	59
Segment Veneer Saws.....	32
Set Block, Channeling.....	178
Set, Criterion Saw, AAA.....	177 to 179
Set Gauge, Shingle Saw.....	93
Sets, Circular Saw.....	85
Sets, Mill Saw.....	81
Setting Hammers.....	177
Setting Machine, Equal Blow.....	86
Shapers, Pribnow.....	75, 76
Shingle and Heading Saws.....	30, 31
Shingle Saw Sets.....	81
Siding Saws.....	27
Silver Solder.....	82
Slate Cutting Hack Saws.....	128
Slotting Blades, Screw.....	128
Solid Plate Grooving Saws.....	38
Solid Tooth Circular Saws.....	26
Special Blades for Coping Saw Frames.....	128
Speed Indicator.....	78
Standard and I. X. L. Gummers.....	92
Stock Rest.....	121
Straight Edge.....	78
Swages, Bar.....	81
Swage Shapers, Pribnow.....	75, 76
Swages, Ideal.....	66 to 70
Swages, Pribnow.....	71 to 74
Swages, Upset.....	77
Swing Saws.....	83
Stair Builders' Saws.....	221

T

Table of Strains.....	54
Tables & Blocks Leveling.....	81
Tabs.....	170
Tiller Handles.....	163
Tobacco Spuds.....	113
Tools, Handy & Mounting.....	241
Trowels, Cement & Plastering.....	238 to 240

V

Veneer Saws, Segment.....	32
Vises, Hand Saw.....	184
Vises, Noiseless.....	185

W

Wabble Saws.....	35
Webs, Felloe & Export Pattern.....	59
Wide Band Saws.....	54
Wood Saw Frames, All Steel.....	262
Wood Saw Rods, Blades, Frames.....	186 to 194





