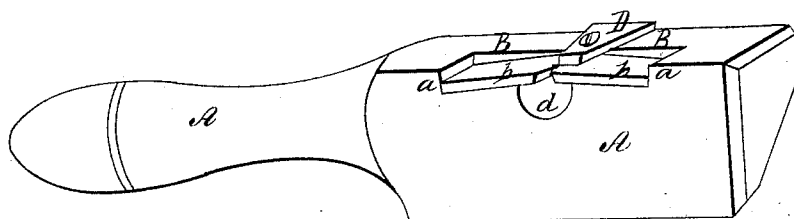



*D'Arcy Porter,*  
*Knife Sharpener.*  
*No 50,951.      Patented Nov. 14, 1865.*

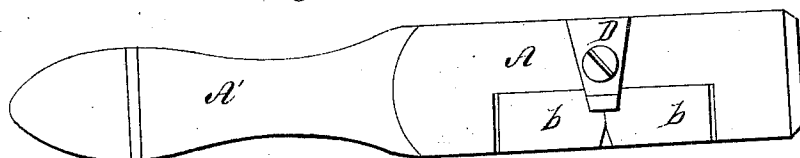
*Fig. 1*



*Fig. 2*



*Fig. 3*



*Witnesses;*  
*W. H. Burridge*  
*A. W. McClelland*

*Inventor;*  
*D'Arcy Porter*

# UNITED STATES PATENT OFFICE.

D'ARCY PORTER, OF CLEVELAND, OHIO.

## KNIFE-SHARPENER.

Specification forming part of Letters Patent No. **50,951**, dated November 14, 1865.

*To all whom it may concern:*

Be it known that I, D'ARCY PORTER, of Cleveland, in the county of Cuyahoga and State of Ohio, have invented certain new and useful Improvements in a Knife-Sharpener; and I do hereby declare that the following is a full and complete description of the same, reference being had to the accompanying drawings, making a part of this specification, in which—

Figure 1 is a perspective view of the sharpener. Fig. 2 is a view of one side. Fig. 3 is a view of the side opposite from Fig. 2.

Like letters of reference indicate like parts in the views.

My improvement relates to a knife-sharpener, as hereinafter described.

A is a block or piece of wood suitably shaped, with a handle, A', formed on one end. The top of the block at one side is cut out, as at B. The ends of this cut-out space are inclined outward, as shown at *a* in Fig. 2, and the bottom can be straight across or inclined upward toward the middle.

*b b* are cutters that fit into the space, the outer ends being set or abutting against the inclined ends or shoulders *a*, and the inner ends or edges come together in the middle, so that the plates are inclined upward toward the center, leaving a space between them and the wood, so that as the cutters wear away by be-

ing used the edges will still fit closely together and need no adjusting.

The cutters are kept in place by a button, D, screwed down upon them, as shown in the figures. The sharpening-edges of the cutters are beveled off on the under side and come together flat and smooth on the top, where the button is placed upon them. The wood is cut away underneath the edges, as at *d*, so that the knife can be drawn through without interfering with the wood.

As the sharpening-edges wear away by being used, the knife being drawn downward between them, they will still come in close contact, because the cutters are inclined upward from the wood, as before stated, the outer ends abutting against the shoulders *a*; and when they wear away so as to become so short that they will not thus tighten together strips can be put in at the outer ends to lengthen them, and the same cutters can be made to last a long time.

What I claim as my improvement, and desire to secure by Letters Patent, is—

The arrangement of the plates or cutters *b b*, in combination with the button D and block A, in the manner and for the purpose substantially as set forth.

Witnesses: D'ARCY PORTER.

W. H. BURRIDGE,

A. W. McCLELLAND.