

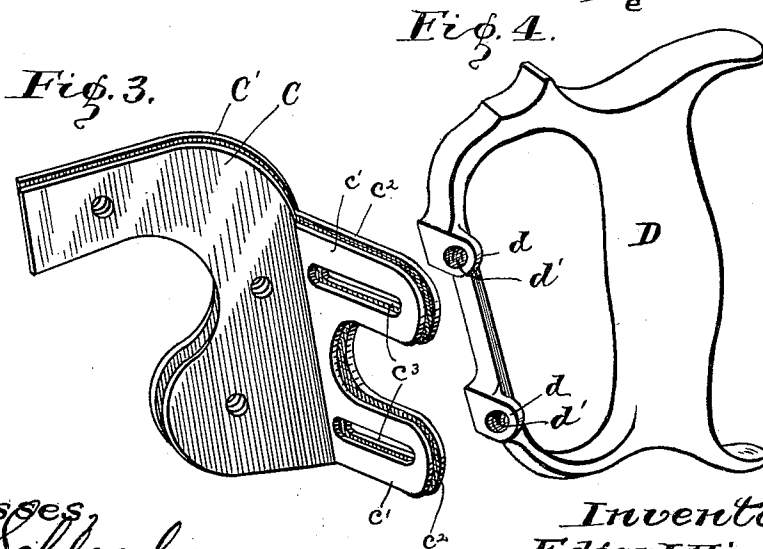
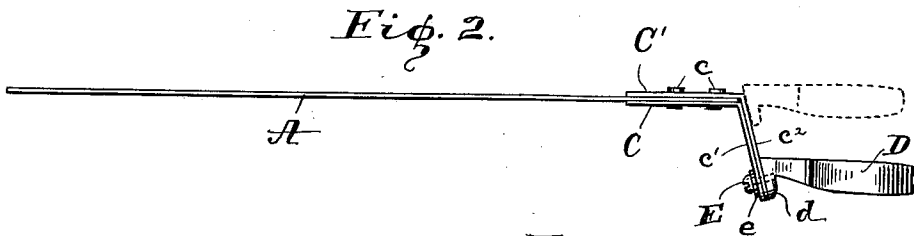
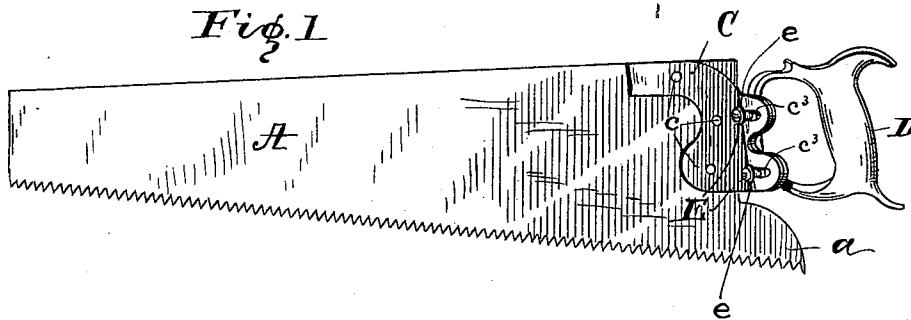
No. 627,615.

Patented June 27, 1899.

E. J. HICKS.  
HANDSAW.

(Application filed Jan. 23, 1899.)

(No Model.)



Witnesses,  
Carl Schlegel  
L. A. Minton

Inventor,  
Edgar J. Hicks,  
By Joseph A. Minton,  
Attorney.

# UNITED STATES PATENT OFFICE.

EDGAR J. HICKS, OF INDIANAPOLIS, INDIANA, ASSIGNOR OF ONE-HALF TO  
ROBERT E. POINDEXTER, OF SAME PLACE.

## HANDSAW.

SPECIFICATION forming part of Letters Patent No. 627,615, dated June 27, 1899.

Application filed January 23, 1899. Serial No. 703,155. (No model.)

*To all whom it may concern:*

Be it known that I, EDGAR J. HICKS, a citizen of the United States, residing at Indianapolis, in the county of Marion and State of Indiana, have invented certain new and useful Improvements in Handsaws, of which the following is a specification.

This invention is an improvement on the handsaw patented to me on the 3d day of January, 1899; and the object of this invention is to provide means whereby the handle may be adjusted laterally with relation to the saw-blade, permitting it to be placed in alinement with the blade or to one side of it, as the requirements of the work may demand.

I accomplish the object of the invention by the mechanism illustrated in the accompanying drawings, in which—

Figure 1 is a view in side elevation of my improved saw; Fig. 2, a plan view of same, showing the handle in full lines in a plane to the left of the blade and in dotted lines in alinement with the blade. Fig. 3 is a detail in perspective of the two plates between which the saw-blade is clamped and to which the handle is fastened, and Fig. 4 is a perspective view of the handle.

Similar letters of reference indicate like parts throughout the several views of the drawings.

A represents the saw-blade of usual construction, except that the heel—that portion which is toothed and is under or next to the handle—is carried back under the handle to lengthen the cutting edge. This heel portion, which is carried back in my saw, is shown at *a*.

C and C' are a pair of plates between which the saw-blade is placed and secured by bolts or screws *c*, which are projected through suitable holes in the two plates and in the saw-blade. The plates C and C' have the laterally-projected ears *c'* *c'* and *c<sup>2</sup>* *c<sup>2</sup>*, which may be at right angles to the plates from which they spring, but will preferably be inclined to the rear to throw the handle farther back of the blade as it is moved outwardly, or rather laterally. The ears from the two plates will overlap each other in pairs *c'* *c<sup>2</sup>*, and each ear will be slotted longitudinally—that is, from its outer end in toward the plate. These slots are shown at *c<sup>3</sup>*, and the slots of each pair register.

D is the handle, here shown as a metal one,

but which may be made out of other materials. It has the lugs *d d* with the threaded holes *d'*, which are the same distance apart as are the slots in the upper and lower pair of ears, and the handle is fastened to the ears by means of the screws E E, which are projected through the slots into the threaded openings in the lugs. Washers *e* will be placed between the screw-heads and the ears. By loosening the screws the handle may be moved laterally of the saw-blade anywhere within the compass of the slots *c<sup>3</sup>*. It may be moved to the outer ends of the slots, as shown in Fig. 2, or it may be moved into alinement with the saw-blade, as shown in dotted lines in Fig. 2. In the latter case the ears serve an additional function of guards to protect the knuckles of the sawyer's hand. For left-handed persons the handle will be set off on the side opposite that shown in the drawings.

Having thus fully described my invention, what I claim as new, and wish to secure by Letters Patent of the United States, is—

1. As a new article of manufacture, a handsaw having a removable handle in a plane coincident with or parallel to the plane of the blade and adjustable transversely to the length of the blade into planes always parallel with the saw-blade, substantially as described and specified.

2. The combination, with a handsaw-blade and a handle adjustable transversely to the length of the blade, of a connecting piece or pieces by which the blade and handle are joined together, said connecting piece or pieces having laterally-projected ears slotted as shown and described to which the handle is removably and adjustably secured by screws or bolts, substantially as specified.

3. In a handsaw, the combination with a handle adjustable transversely to the plane of the length of the blade, of a blade having a toothed heel portion projecting past the line of attachment of the handle to the blade, substantially as described.

In witness whereof I have hereunto set my hand and seal, at Indianapolis, Indiana, this 10th day of January, A. D. 1899.

EDGAR J. HICKS. [L. S.]

Witnesses:

JOSEPH A. MINTURN,  
R. E. POINDEXTER.