

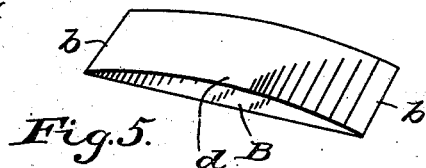
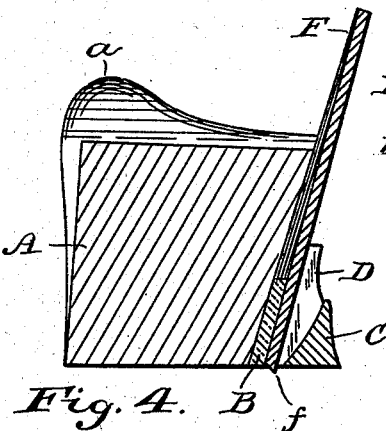
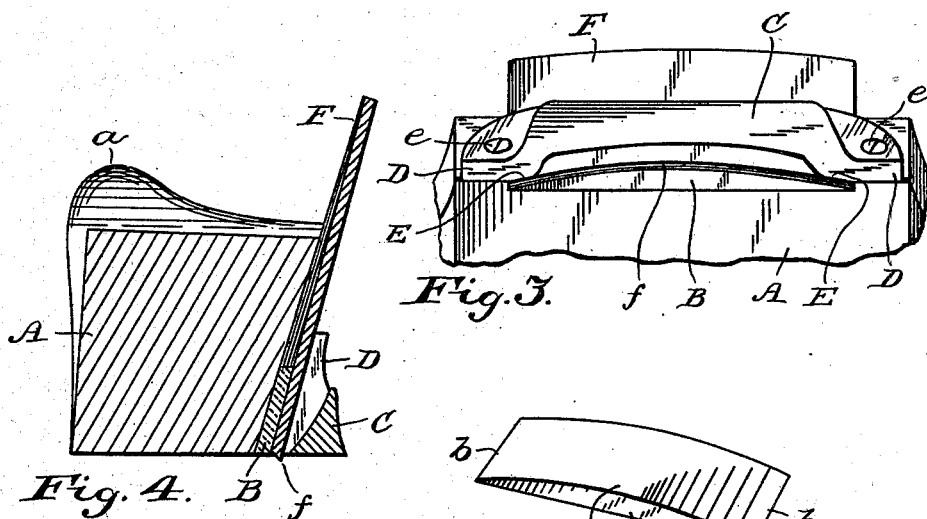
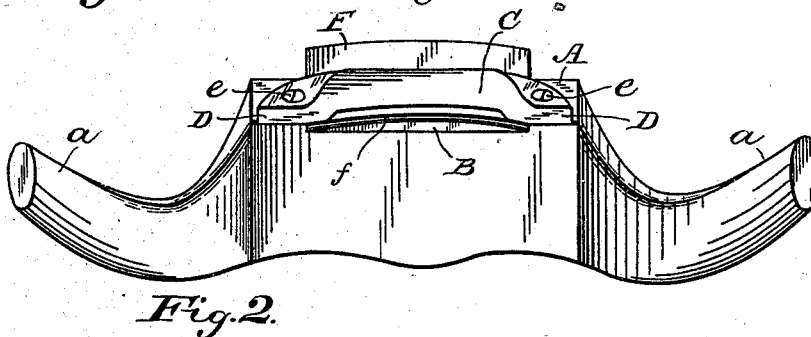
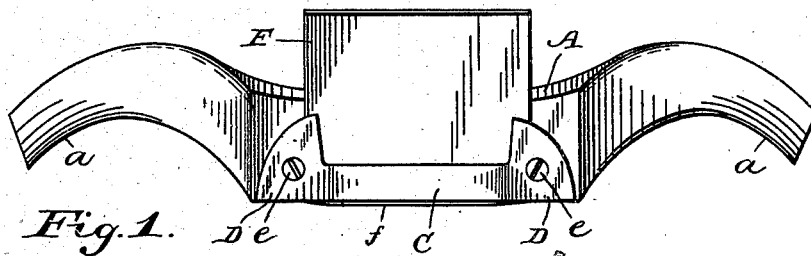
No. 723,143.

PATENTED MAR. 17, 1903.

L. F. DEFFAULX.
WOOD SCRAPER.

APPLICATION FILED JULY 30, 1902.

NO MODEL.



WITNESSES:

A. M. Dintz
Stella Snider.

INVENTOR:

L. F. Deffaulx,
BY *E. J. Silvius*
ATTORNEY.

UNITED STATES PATENT OFFICE.

LOUIS F. DEFFAULX, OF INDIANAPOLIS, INDIANA.

WOOD-SCRAPER.

SPECIFICATION forming part of Letters Patent No. 723,143, dated March 17, 1903.

Application filed July 30, 1902. Serial No. 117,615. (No model.)

To all whom it may concern:

Be it known that I, LOUIS F. DEFFAULX, a citizen of the United States, residing at Indianapolis, in the county of Marion and State of Indiana, have invented new and useful Improvements in Wood-Scrapers; and I do declare the following to be a full, clear, and exact description of the invention, reference being had to the accompanying drawings, and to the letters of reference marked thereon, which form a part of this specification.

My invention relates to tools for scraping the surfaces of wooden floors, siding, furniture, and the like; and it has reference more particularly to scrapers that are designed to be held when in use in the hands of the operator.

The object of the invention is to provide an improved scraper of the character above referred to that may be cheaply constructed, capable of doing superior work, and be durable and economical in use.

The invention consists in the application to a scraper and the stock thereof of an elastic bearing for the scraper; and it consists also in the novel parts and in the combination of parts, as hereinafter particularly described, and pointed out in the claims.

Referring to the drawings, in which similar reference characters indicate corresponding parts, Figure 1 represents a front elevation view of a hand-scraper constructed in accordance with my invention; Fig. 2, a view of the bottom thereof; Fig. 3, a fragmentary view of the bottom, enlarged so as to more clearly show the scraper-bearing; Fig. 4, a central vertical sectional view transversely of the plane of the scraper, and Fig. 5 a perspective view of the elastic scraper-bearing.

In constructing the scraper I provide a suitable stock A, the bottom of which is a plane and the front of which is slightly oblique to the bottom. The stock for the hand-scrapers is provided with a pair of curved handles *a a* at the sides thereof. The elastic scraper-bearing B, preferably formed of rubber, has thin ends *b b* and a relatively thick central portion *d*, the rear face of the bearing being

flat and the front face thereof arched. The bearing is set with its rear face against the front face of the stock A, the latter being preferably slightly recessed to receive a portion of the bearing. A gage C, having feet D D, is secured to the front face of the stock by means of screws *e e* and extends horizontally across the lower portion of the face, the lower part of the gage having a plane face situated in the same plane as that of the lower face of the stock. The heels E E of the feet are suitably curved and extend over the ends of the bearing B.

The scraper F is formed as a thin plate of steel and has a suitably dressed and sharpened scraping edge *f*. It is placed with its rear side against the curved front face of the bearing B, and the heels E E are placed against the front side of the scraper. By means of the screws *e e* the scraper plate or blade is forced against its bearing B and sprung so as to assume the same curvature as that of the face of the bearing. The screws secure the scraper in the position in which it may be adjusted. It will thus be seen that the scraper-blade is seated against a slightly-elastic bearing, whereby improved results are attained, the blade having a more intimate contact with its seat than would be possible if the seat were hard or rigid and not self-fitting, as the bearing B is.

In practical use the tool is to be pushed upon the wood with the blade at the front of the stock, in the usual manner.

Having thus described my invention, what I claim as new is—

1. A wood-scraper provided with an elastic blade seat or bearing having a crowning or arched face, and a scraping-blade secured against the crowning or arched face of the elastic seat.

2. A wood-scraper provided with an insertible blade seat or bearing having a crowning or arched face, and a scraping-blade having a curved scraping edge and secured against the crowning or arched face of the insertible seat.

3. A wood-scraper comprising a stock, an

elastic bearing having a curved front face and seated against the stock, a scraping-blade seated against the front face of the bearing, and a clamping-gage secured to the stock and
5 engaging the blade.

4. A wood-scraper provided with an insertible elastic blade seat or bearing having thin ends and relatively thick central portion, and

a scraping-blade secured against the elastic seat.

In testimony whereof I affix my signature in presence of two witnesses.

LOUIS F. DEFFAULX.

Witnesses:

WM. H. PAYNE,
E. T. SILVIUS.